

TRANSACTION GUIDE

PINETREE PRO TRADING



PINETREE SECURITIES CORPORATION



www.pinetree.vn



024 6282 3535



20th floor, TNR Tower, 54A Nguyen Chi Thanh, Lang Thuong, Dong Da, Ha Noi

Step 1: Access to the address: <https://trading.pinetree.vn>

Step 2: Fill **Account number**, **Password** to log in your trading account

Step 3: After logging in successfully, the customer will change the password for the first time

The screenshot shows the Pinetree Securities website's login page. At the top left is the Pinetree Securities logo. At the top right are language selection buttons for VI and EN. The main content area features a central login form titled "LOG IN PINETREE PRO TRADING". The form includes three input fields: "Account Number", "Password", and "Character confirmation". The password field is currently filled with "B8F1CC" and has a green refresh icon to its right. Below the input fields are two buttons: "Log in" and "Clear". A link for "Forgot password?" is located below the "Log in" button. At the bottom of the page, there are four circular icons with corresponding text: a person icon for "Open an online account", a question mark icon for "Guide on Online Trading", a document icon for "Risk announcements", and an information icon for "Terms and Conditions". The footer contains contact information: "Service call center: +(84)24 6282 3535" and "contact@pinetree.vn" on the left, and "Pinetree Pro Trading" and "Copyright ©2017. Pinetree Securities Corporation" on the right.

Pinetree
SECURITIES

VI EN

LOG IN PINETREE PRO TRADING

Account Number

Password

Character confirmation

Log in **Clear**

[Forgot password?](#)

Open an online account Guide on Online Trading Risk announcements Terms and Conditions

Service call center: +(84)24 6282 3535
contact@pinetree.vn

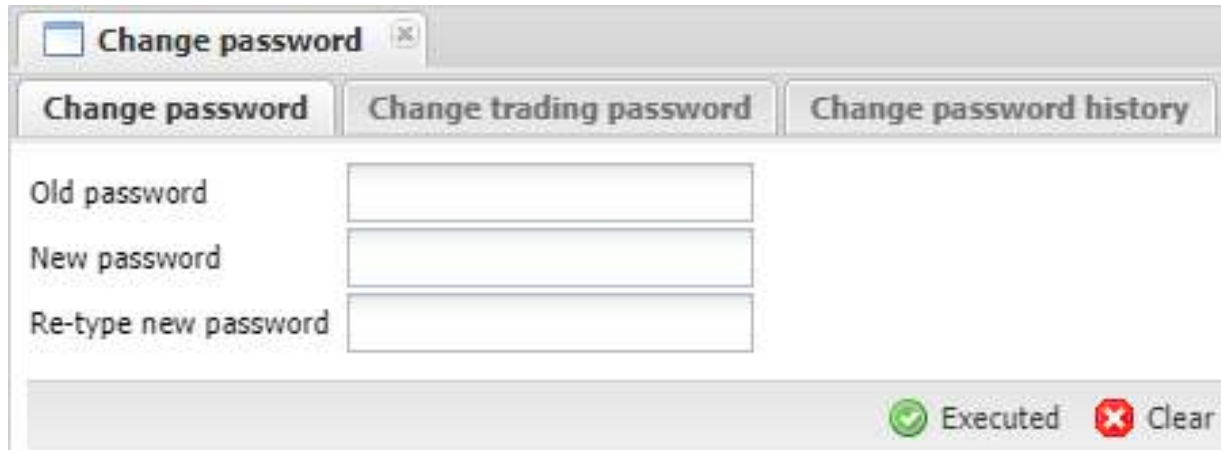
Pinetree Pro Trading
Copyright ©2017. Pinetree Securities Corporation

CHANGE PASSWORD

Step 1: At the start screen of **PINETREE PRO TRADING**, please select "Change password"

Step 2: You complete and accurate information "Old password", "New password", "Re-type new password"

Step 3: Select "Executed" / "Change trading password" to change the password



A screenshot of a web application dialog box titled "Change password". The dialog has three tabs: "Change password", "Change trading password", and "Change password history". The "Change password" tab is active. It contains three input fields: "Old password", "New password", and "Re-type new password". At the bottom right, there are two buttons: "Executed" (with a green checkmark icon) and "Clear" (with a red X icon).



A screenshot of the same "Change password" dialog box. In this view, the "Change trading password" button (with a green checkmark icon) is highlighted, indicating it has been selected. The "Executed" button is no longer visible.

Step 1: Select **Normal / Margin** account in the upper left corner of the order box

Step 2: Choose **BUY** (red) or **SELL** (blue)

Step 3: Complete and accurate information of **Stock , Order Type, Price, Quantity**

Step 4: After entering information, Customers choose **“Submit”**

Step 5: Order confirm, enter the trading password then select **“Submit”** to place the order

010C301095 - Normal **Nguyễn Thúy Quỳnh** **BUY ORDER** 112.400 / 120.800 / 129.200

Stock: VNM Order type: LO Price: 120.8 Qty (Max 69): 10 Split number: 1

CTCP Sữa Việt Nam(HoSE) Foreign room: 719,693,903 (You are using auto advance payment)

[Online Stock board](#)

010C301095 - Normal **Nguyễn Thúy Quỳnh** **SELL ORDER** 112.400 / 120.800 / 129.200

Stock: VNM Order type: LO Price: 120.8 Qty (Max 0): 10 Split number: 1

CTCP Sữa Việt Nam(HoSE) Foreign room: 719,693,903 (You are using auto advance payment)

[Online Stock board](#)

Order Confirm ✕

CustomerId: 010C301095 - Nguyễn Thúy Quỳnh
 Stock: VNM - CTCP Sữa Việt Nam(HoSE)

Order	Lệnh thường
Margin rate	1.000000
Order Type	LO
Buy/Sell	MUA
Price (VNĐ)	120.800
Quantity	10
Amount	1,208,000
Temporary fee amount	362
Total quantity	1,208,362

Note: Please carefully read the information before making this transaction

Trading Password:

Step 1: In the function bar, select **Margin Service > Margin Internal Transfer**

Step 2: In the **Margin Internal Transfer** tab, choose Money Type, Transfer Amount

Step 3: After selecting, press “**Submit**” button, the system will display a confirmation message


Step 4: Choose “**Accept**” to complete the transfer

Margin internal transfer ✕

Customer Name	010C301095 ▼
Cash Type	Choose Money Type ▼
Cash Type	Choose Money Type ▼
Available Bal.	(VND)
Transfer Amount	<input type="text"/>
Amount In Words	VND.
Transfer Fee	(VND)
Description	<input type="text"/>

✔ Submit ✖ Reset

Notice ✕

 Do you want to create transfer request with amount is 1,000,000?

Step 1: In the function bar, select **Margin Services > Margin Stock Transfer**

Step 2: In the **Margin StockTransfer** tab, select the stock code, quantity, type of stock

Step 3: After selecting, press the **“Create Transfer”**, the system will display a confirmation message

Step 4: Select **“Accept”** to complete the transfer

Margin stock transfer ✕

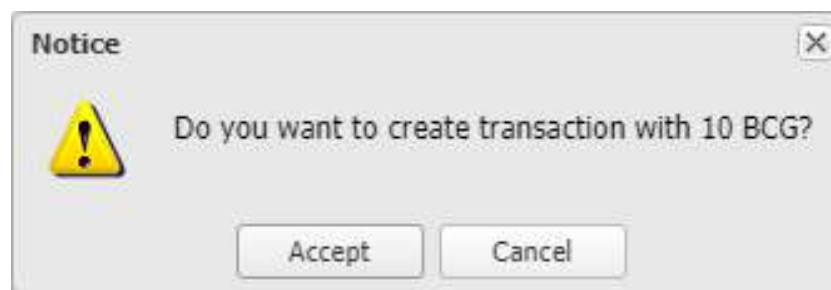
Stock Infomation

Customer ID ▼ Nguyễn Thúy Quỳnh

Symbol	Stock	Avail To Transfer	Margin Stock	Avail To Transfer
BCG	10	10	0	0

Symbol ▼ **Quantity** **From Type** ▼ **To Type** ▼

Content
 Create Transfer



PINETREE PRO TRADING is integrated with a variety of utilities. Customers can register ONLINE according to the following instructions:

Step 1: In the function bar, select **“Utilities services registration”**

Step 2: Select **“Update”** at the service you want to register, the system will display a notice box for Online service registration

Step 3: Check the Register box, select the effective period

Step 4: Select **“Submit”** to complete the registration of Utilities Services

The screenshot displays the 'Utilities services registration' interface. At the top, there is a search bar with 'Customer ID' set to '010C301095' and a 'Search' button. Below this is a table listing services with columns for 'Service name', 'Fee amount', 'User's guide', and 'Status'. The services listed are:

Service name	Fee amount	User's guide	Status
AUTO_ADVANCE - Cash advance service	0	On	Update
MONTHLY ACCOUNT STATEMENT via Email			
EMAIL_NEWS - News and Reports via Email			
SMS_CASH - Changes in Cash balance via SMS			
SMS_MATCHED - Matched order notification via SMS			

An 'Update' button is visible next to the 'AUTO_ADVANCE' service. A modal window titled 'Utilities services registration' is open, showing the following details:

- CustomerId: **010C301095 - Nguyễn Thúy Quỳnh**
- Register
- SERVICE: **AUTO_ADVANCE - Cash advance service**
- Begin Date:
- End Date:
- PIN code:
- I acknowledge that I have read and comprehensively understood services provided by PINETREE, about benefits and risks mentioned in Securities Trading Account Opening Contract and enclosed Appendix.

At the bottom of the modal, there are 'Submit' and 'Close' buttons.

MONEY TRANSFER

Step 1: In the function bar, select **Money Transfer** in the **Utilities Services** menu

Step 2: Choose money type, enter the amount

Step 3: Choose a bank account

Step 4: Select “**Accept** “ to complete the transfer (Note: The transfer fee is charged in)

The screenshot shows a web form titled "Money transfer" with the following fields and options:

- Beneficiary Account:** 010C301095 (dropdown menu)
- Cash Type:** Choose Money Type (dropdown menu)
- Transfer Amount:** (text input field)
- In word:** (VND)
- Available Bal.:** (VND)
- Min: 20,000, Max: 50,000,000,000**
- Beneficiary Account:** Choose Bank Account (dropdown menu)
- ClientID Name:** Nguyễn Thúy Quỳnh (text input field)
- Address:** (text input field)
- Bank:** Choose/Enter bank name... (dropdown menu)
- Branch:** Choose/Enter bank branch name... (dropdown menu)
- Description:** (text input field)
- Transfer fee:** Fee Included
- Available Bal. after transferring:** (VND)
- Save Beneficiary's details:**

At the bottom right, there are two buttons: **Accept** (with a green checkmark icon) and **Recreate** (with a red X icon).



Pinetree
SECURITIES

YOUR FIRST WEALTH TREE

www.pinetree.vn