


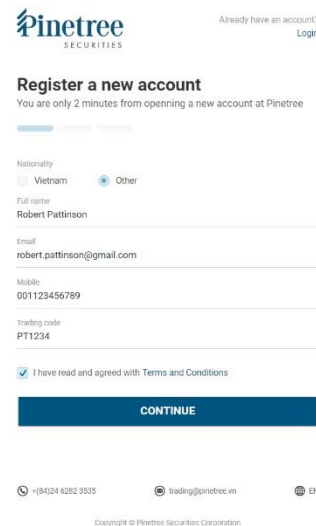
ONLINE SECURITIES ACCOUNT OPENING GUIDANCE

Step 1: Access Pinetree Securities Corporation (Pinetree) website at www.pinetree.vn/en

Step 2: Click **“OPEN ACCOUNT”** tab on the navigation bar as the image below:

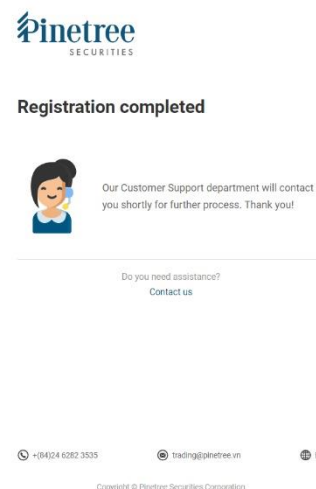


Step 3: After that, an online account opening form will be opened. In order to receive the information of the trading account and our support, please fill out the information completely and accurately (as the template below)

The screenshot shows the 'Register a new account' page. It includes the Pinetree logo and a 'Login' link for existing users. The form fields are: 'Nationally' (radio buttons for 'Vietnam' and 'Other'), 'Full name' (filled with 'Robert Pattinson'), 'Email' (filled with 'robert.pattinson@gmail.com'), 'Mobile' (filled with '001123456789'), and 'Trading code' (filled with 'PT1234'). A checkbox for 'I have read and agreed with Terms and Conditions' is checked. A blue 'CONTINUE' button is at the bottom. Contact information and copyright notice are at the very bottom.

Please click on **“I have read and agreed with the Terms and Conditions”** after fully comprehending the Terms and Conditions. After that, click **CONTINUE**.


After your account is registered successfully, Pinetree’s announcement will appear as below:

The screenshot shows the 'Registration completed' confirmation page. It features the Pinetree logo and a message: 'Registration completed' followed by a customer support icon and the text 'Our Customer Support department will contact you shortly for further process. Thank you!'. Below this is a 'Contact us' link. At the bottom, there is contact information and a copyright notice.

Step 4: Pinetree Customer Services Center will contact you to ensure your identity and guide you through the entire process of opening a securities trading account in Vietnam.

Step 5: Final: Sign in PINETREE PRO TRADING

Alternative 1: Please access Pinetree website at www.pinetree.vn/en, then click **TRADING** tab



Alternative 2: Access [https:// trading.pinetree.vn/](https://trading.pinetree.vn/)

Illustration of sign in screen is as below:

A screenshot of the Pinetree Pro Trading login page. The page has a light gray background with the Pinetree logo in the top left and language selectors 'VI' and 'EN' in the top right. The main content is a white box titled 'LOG IN PINETREE PRO TRADING'. Inside this box are three input fields: 'Account Number', 'Password', and 'Character confirmation'. The 'Character confirmation' field contains the text 'B8F1CC' and a green refresh icon. Below the input fields are two buttons: 'Log in' and 'Clear'. A link 'Forgot password?' is located below the 'Clear' button. At the bottom of the white box, there are four icons with corresponding text: 'Open an online account', 'Guide on Online Trading', 'Risk announcements', and 'Terms and Conditions'. The footer of the page contains contact information: 'Service call center: +(84)24 6282 3535' and 'contact@pinetree.vn' on the left, and 'Pinetree Pro Trading Copyright ©2017. Pinetree Securities Corporation' on the right.

After filling out your account number and password getting from your email, you can experience our **PINETREE PRO TRADING** with a variety of utility services.

If you want to choose your desired account number, please contact Pinetree Call Center at: **(+84)24 6282 3535** or email us at trading@pinetree.vn to get support from our staff.

GOOD LUCK WITH YOUR TRADING!