

GLOBAL MARKET		1D	YTD
DJI	29,100.50	1.59%	1.97%
S&P500	3,580.84	1.54%	10.84%
NASDAQ	12,056.44	0.98%	34.37%
VIX	26.57		
FTSE 100	5,940.95	0.88%	-21.23%
DAX	13,243.43	1.64%	-0.04%
CAC40	5,031.74	1.56%	-15.83%
Nikkei	23,247.15	0.47%	-1.73%
Shanghai	3,404.80	-0.17%	10.41%
Kospi	2,364.37	0.63%	7.59%
Hang Seng	25,120.09	-0.26%	-11.71%
STI (Singapore)	2,539.94	0.05%	-21.19%
SET (Thailand)	1,315.88	0.75%	-17.65%
Crude oil (\$/barrel)	41.67	-3.34%	-31.41%
Gold (\$/ounce)	1,949.50	-2.38%	28.45%

U.S. equities rose alongside European stocks as the nearly relentless rally in risk assets continued, but with a twist as tech shares underperformed. The S&P 500 jumped the most in almost two months to an all-time high, with some of this year's least-loved shares helping fuel the rally. The Russell 1000 Value Index rose 1.7%, beating its growth counterpart. Utilities and financial stocks -- two of the three worst performing sectors in 2020 -- each rose more than 1.4%. The Stoxx Europe 600 Index added the most in three weeks. Stocks in Asia followed their U.S. peers higher amid signs a rally that took global equities to a record high is broadening into other sectors and away from technology.

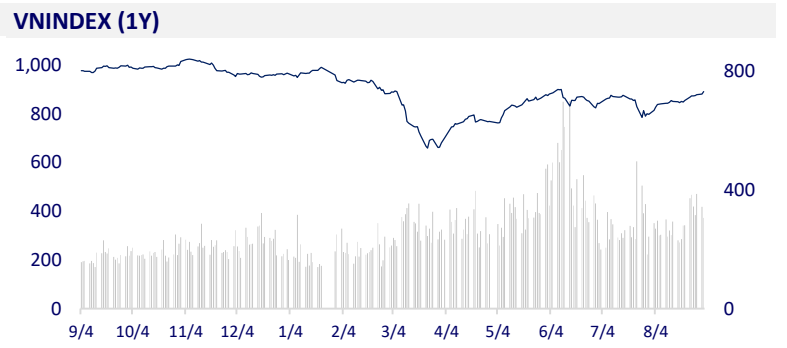
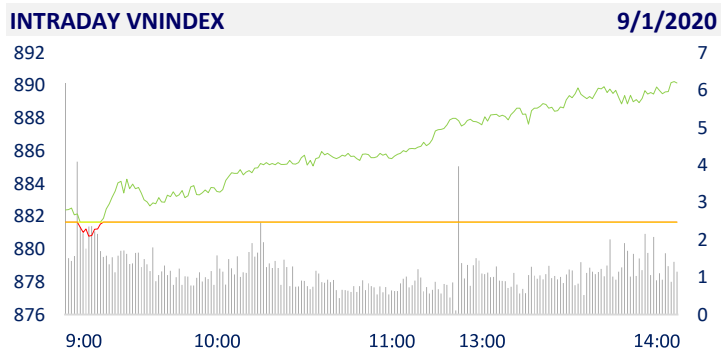
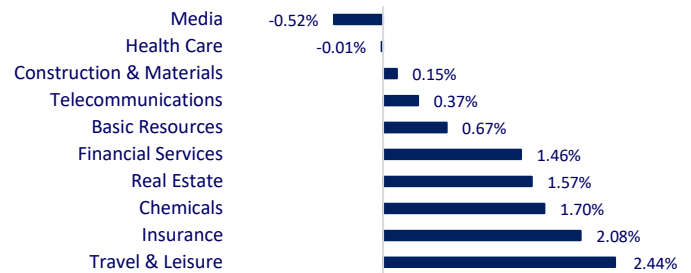
VIETNAM ECONOMY		1D (bps)	YTD (bps)
Vnibor	0.16%	-2	-127
Deposit interest 12M	6.00%	0	-50
5 year-Gov. Bond	1.77%	0	-222
10 year-Gov. Bond	2.79%	-2	-191
USD/VND	23,262	-0.01%	0.14%
EUR/VND	28,478	0.17%	7.05%
CNY/VND	3,427	0.03%	0.91%

PMI in August continued to decline to 45.7 points from 47.6 points in July. The report showed that production output fell rapidly again as new orders decreased, accompanied by decreasing strongest employment ever recorded and output prices fell for the 7th consecutive month.

VIETNAM STOCK MARKET		1D	YTD
VN-INDEX	891.73	1.14%	-7.21%
VN30	832.03	0.98%	-5.35%
HNX	125.41	0.45%	22.34%
UPCOM	58.80	-0.03%	3.98%
Net Foreign buy (B)	-194.75		
Total trading value (B)	6,827.11	-10.71%	95.06%

Although the index increased quite well, the market liquidity declined, reaching more than 6800 billion dong of transaction value. Foreign investors remained net sellers during the session with the value of nearly 195 billion dong. In which, the net selling force focused on HPG, VCB, VHM on HOSE. SHS, BVS were the stocks that were sold the most on the HNX.

ETF & DERIVATIVES		1D	YTD
FUESSV50	12,200	0.83%	-3.56%
E1VFN30	13,980	1.38%	-5.28%
VN30F2103	830.0	1.73%	
VN30F2012	830.9	1.74%	
VN30F2010	833.0	1.71%	
VN30F2009	837.4	1.61%	

CHANGE IN PRICE BY SECTOR

EVENT CALENDER

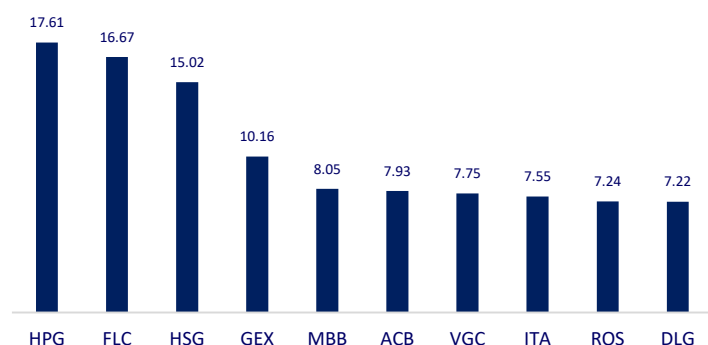
Ticker	Ex-right Date	Last register Date	Exercise Date	Type	Rate	Value
CAN	9/3/2020	9/4/2020	9/25/2020	Cash		1,000
GMD	9/3/2020	9/4/2020	9/23/2020	Cash		1,000
ECI	9/3/2020	9/4/2020	9/23/2020	Cash		1,200
BCE	9/3/2020	9/4/2020	9/24/2020	Cash		1,200
VSC	9/3/2020	9/4/2020	9/18/2020	Cash		1,200
ABS	9/3/2020	9/4/2020		Stock	100:25	
PLX	9/3/2020	9/4/2020	9/22/2020	Cash		1,000

SELECTED NEWS

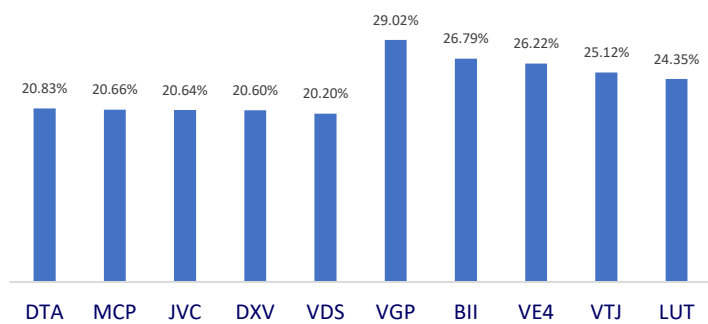
- VN-Index was the strongest stock index in the world in August with an increase of 10.43%
- Bank profits may drop 22% in the second half of the year, when credit growth is estimated to be less than 9% in 2020.
- 620 real estate companies go bankrupt in the first 8 months of 2020
- Beijing Pushes Its Big Banks to Weakest Health in a Decade
- Ant's Mega IPO Sets Up Jack Ma to Escalate War With Tencent
- White House Poised to Set Boundaries of WeChat, TikTok Crackdown

	Close	1D	5D	Buying vol.	Selling vol.	Content
VCB	83,000	0.00%	-1.07%	2,106,210	2,328,030	- JAMBF Investment Fund - an insider of MBB registered to sell more than 3 million shares. - The credit growth in 2020 will may be in the range of 7.5% - 8.5%, lower than the original credit growth target of the State Bank of 11% - 14% over the same period last year.
BID	41,400	1.10%	4.81%	4,617,990	3,558,260	
CTG	26,150	1.75%	5.87%	9,842,530	8,355,400	
TCB	21,700	1.88%	1.88%	4,451,180	3,603,660	
VPB	23,400	0.21%	1.74%	8,795,970	9,028,180	
MBB	18,100	0.84%	0.28%	10,325,670	9,659,400	
HDB	28,500	0.53%	1.06%	1,528,160	1,420,280	
EIB	17,200	-0.29%	1.47%	581,740	513,110	
STB	11,300	0.89%	0.44%	18,990,400	15,760,040	
NVL	63,000	-1.25%	0.16%	2,140,450	2,029,910	
TCH	20,850	0.24%	-0.71%	5,082,600	4,291,630	
KDH	24,450	0.41%	-0.61%	843,110	784,080	
ROS	2,250	1.35%	0.00%	17,882,000	14,455,520	POW: The NPAT of the first 6 months of 2020 decreased by nearly 20% over the same period in 2019, while the total revenue decreased by nearly 14% over the same period.
GAS	75,400	1.75%	2.17%	1,470,940	1,374,540	
POW	10,050	0.00%	0.50%	4,981,840	7,728,180	
PLX	52,900	0.76%	4.96%	3,622,400	2,863,660	
VIC	92,700	3.00%	1.87%	1,137,350	1,278,980	VHM: After the first 6 months of 2020, VHM has a net profit of 10,279 billion dong, up 4% over the same period. This is still the most profitable business in Vietnam stock market.
VHM	78,700	0.25%	-1.13%	3,479,400	2,800,080	
VRE	27,250	0.93%	1.11%	3,680,620	3,970,160	
VNM	123,200	1.82%	5.03%	2,678,180	2,368,000	SBT: Ms. Vo Thuy Anh, who once contributed to bringing Anka powdered milk brand to Vietnam, became an independent additional member of SBT's Board of Directors.
SAB	190,000	-0.78%	1.88%	203,310	341,610	
MSN	54,600	-0.73%	1.87%	2,502,960	3,142,260	
SBT	14,600	1.74%	-1.02%	5,001,190	3,910,430	
VJC	105,500	2.43%	6.03%	1,049,640	943,860	VJC: consolidated revenue was 10,970 billion dong, down by 55% and consolidated profit after tax was 47 billion dong. Revenue of air transport reached VND 9,228 billion, down 54% year-on-year (the average airline in the world decreased by over 80%).
FPT	49,900	0.81%	2.15%	3,198,200	4,067,950	
MWG	93,800	0.43%	7.08%	1,518,320	1,683,230	
PNJ	61,000	1.67%	2.18%	1,036,010	1,260,570	
REE	37,000	0.27%	0.41%	699,990	569,990	
SSI	15,100	1.34%	0.67%	9,568,580	7,613,690	
HPG	24,800	1.02%	1.02%	30,471,800	30,707,570	

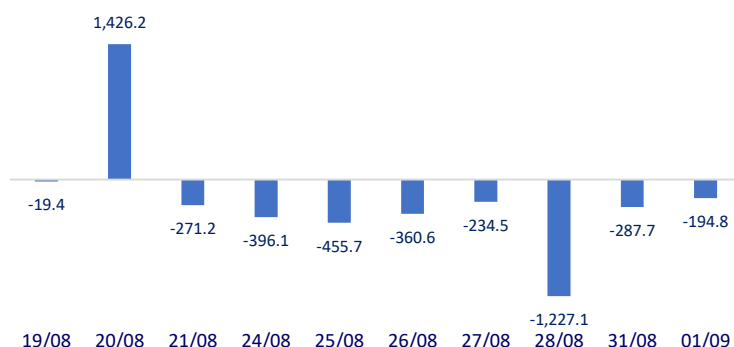
Top most traded tickers (Volume - in million)



Top increases in 3 consecutive sessions



Foreign net flow 10 nearest sessions (Billion VND)



Top decreases in 3 consecutive sessions

