

GLOBAL MARKET		1D	YTD
DJI	28,133.31	0.00%	-1.42%
S&P500	3,426.96	0.00%	6.07%
NASDAQ	11,313.13	0.00%	26.09%
VIX	30.75	0.00%	
FTSE 100	5,937.40	2.39%	-21.28%
DAX	13,100.28	2.01%	-1.12%
CAC40	5,053.72	1.79%	-15.46%
Nikkei	23,089.95	-0.50%	-2.40%
Shanghai	3,292.59	-1.87%	6.77%
Kospi	2,384.22	0.67%	8.49%
Hang Seng	24,589.65	-0.43%	-13.57%
STI (Singapore)	2,511.21	0.06%	-22.08%
SET (Thailand)	1,311.95	0.00%	-17.89%
Crude oil (\$/barrel)	39.22	1.27%	-35.44%
Gold (\$/ounce)	1,937.10	-0.22%	27.63%

The Europe Stoxx 600 rose Monday with broad gains led by automakers. Oil extended its retreat below \$40 a barrel as a price cut by Saudi Arabia signaled fuel consumption is wavering in key markets. Futures on the S&P 500 Index turned higher. The dollar gained while Treasury yields were little changed.

Asian stocks looked set for modest gains Tuesday after European shares climbed despite the tech-led downdraft in the U.S. The pound steadied after sinking on concern the U.K. is inching closer to a no-deal Brexit. Investors returning Tuesday from the U.S. Labor Day holiday will need to take stock of a rally that's fizzling as doubts grow over positioning and valuations that look extreme.

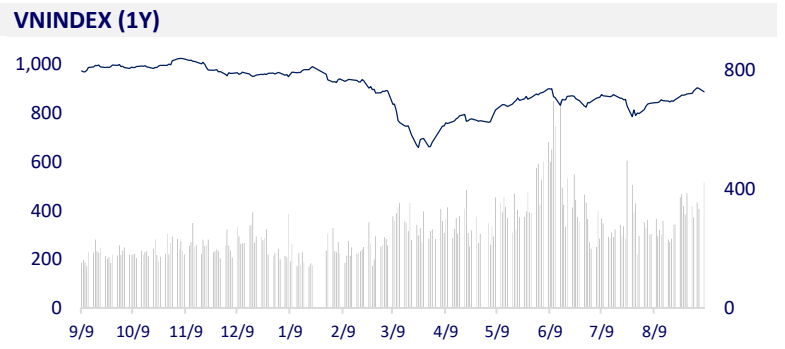
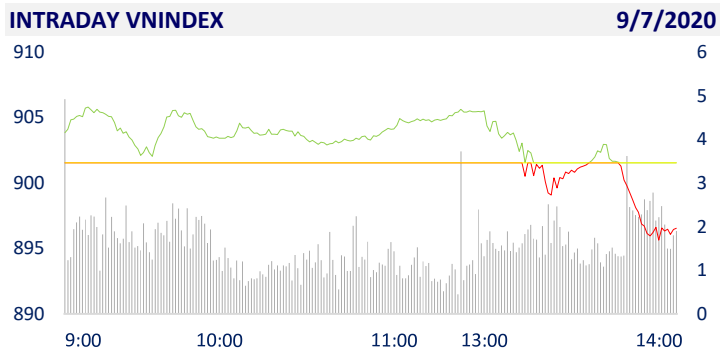
VIETNAM ECONOMY		1D (bps)	YTD (bps)
Vnibor	0.16%	0	-127
Deposit interest 12M	6.00%	0	-50
5 year-Gov. Bond	1.73%	-5	-226
10 year-Gov. Bond	2.76%	-14	-194
USD/VND	23,263	0.00%	0.14%
EUR/VND	28,074	-0.29%	5.54%
CNY/VND	3,421	0.03%	0.74%

The Ministry of Industry and Trade strives that by 2025, the added value of domestic trade will contribute about 13.5% of GDP. The Ministry of Industry and Trade predicts that the average annual growth rate of the 2021 - 2025 period of the total retail sales of consumer goods and services, without excluding the price factor, will reach between 9 - 9.5%/year.

VIETNAM STOCK MARKET		1D	YTD
VN-INDEX	888.25	-1.47%	-7.57%
VN30	824.36	-1.92%	-6.22%
HNX	125.43	-0.57%	22.36%
UPCOM	58.64	-0.42%	3.70%
Net Foreign buy (B)	55.65		
Total trading value (B)	8,535.97	12.32%	143.88%

The market plunged at the end of the session, down 1.47%, down to 888.25 points. Foreign investors net bought more than 55 billion dong. Net buying focused on VFMVN Diamond ETF certificates and VNM, HPG and VRE stocks on HOSE. NTP and BVS were the top net buyers on the HNX.

ETF & DERIVATIVES		1D	YTD
FUESSV50	12,200	-0.81%	-3.56%
E1VFN30	14,000	-0.64%	-5.15%
VN30F2103	812.0	-2.74%	
VN30F2012	815.8	-2.44%	
VN30F2010	819.9	-2.37%	
VN30F2009	821.7	-2.73%	

CHANGE IN PRICE BY SECTOR

EVENT CALENDER

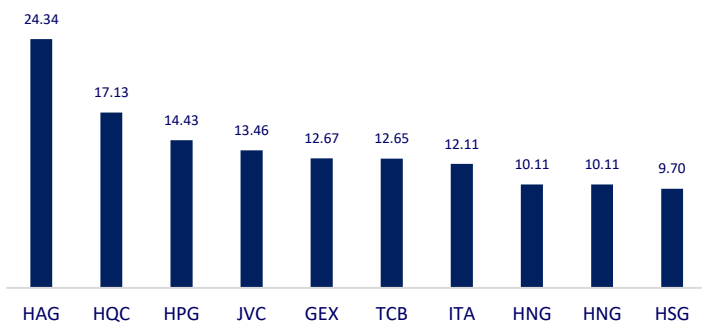
Ticker	Ex-right Date	Last register Date	Exercise Date	Type	Rate	Value
SFI	9/8/2020	9/9/2020	9/18/2020	Cash		1,500
RAL	9/8/2020	9/9/2020	9/24/2020	Cash		2,500
LCG	9/9/2020	9/10/2020		Stock	100:12	
SJE	9/9/2020	9/10/2020	12/18/2020	Cash & Stock	10:2	1,000
HAD	9/10/2020	9/11/2020	9/25/2020	Cash		500
PMP	9/14/2020	9/15/2020	9/30/2020	Cash		780
SGN	9/14/2020	9/15/2020	9/29/2020	Cash		2,000

SELECTED NEWS

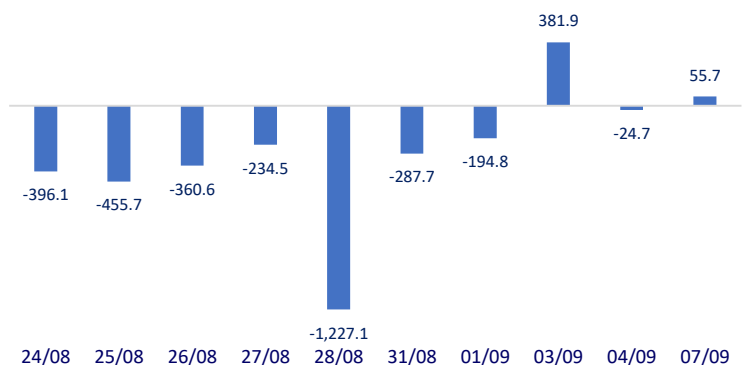
- Short-term deposit rates plummeted to below 3%/year.
- Southeast Asia's GDP is expected to decrease by 4.2% in 2020, Vietnam continues to be the only bright spot in the region
- More than 7.2 million billion of real estate is pledged at the bank
- Trump said he intends to curb the U.S. economic relationship with China by threatening to punish any American companies that create jobs overseas.
- Taiwan Exports Surge to Record Amid Huawei Scramble for Chips
- Korea agreed to launch a fourth additional budget package worth nearly 6 billion USD to finance those severely affected by the COVID-19 epidemic.

	Close	1D	5D	Buying vol.	Selling vol.	Content
VCB	83,600	-1.53%	0.72%	1,558,990	2,131,740	- TCB: Increasing foreign room rate from 22.4951% to 22.5076% so that foreign workers can buy shares.
BID	40,600	-3.56%	-0.85%	4,081,780	3,809,930	
CTG	25,000	-3.85%	-2.72%	11,011,040	13,797,090	- VPB: Release phase 2 of ESOP shares with a total volume of more than 6 million shares.
TCB	21,200	-2.97%	-0.47%	3,933,740	6,469,300	
VPB	22,500	-4.05%	-3.64%	7,887,130	11,792,380	The recovery of the real estate market will be thanks to the exciting developments in the industrial real estate and logistics segments as well as the recovery of office demand.
MBB	17,700	-1.94%	-1.39%	11,291,130	14,049,320	
HDB	29,200	-1.68%	3.00%	2,107,040	2,920,490	
EIB	16,900	-0.88%	-2.03%	632,140	546,880	
STB	11,200	-0.88%	0.00%	14,785,450	18,128,550	
NVL	62,800	0.00%	-1.57%	2,353,810	2,706,700	
TCH	20,900	-2.34%	0.48%	5,086,430	7,128,410	
KDH	24,350	-2.40%	0.00%	761,480	1,263,260	
ROS	2,200	-0.90%	-0.90%	19,160,400	15,474,380	
GAS	72,000	-3.49%	-2.83%	1,891,370	2,168,940	
POW	10,050	-3.37%	0.00%	5,457,610	9,656,950	
PLX	51,100	-0.97%	-0.79%	2,921,420	3,112,290	
VIC	91,500	-2.66%	1.67%	738,170	1,455,200	SAB: Revenue in the first 6 months decreased 35% compared to the same period in 2019, Profit after tax decreased by 31%.
VHM	79,100	-1.13%	0.76%	2,992,220	3,835,620	
VRE	27,700	-2.81%	2.59%	5,580,190	6,749,820	
VNM	126,000	0.80%	4.13%	4,037,650	3,580,800	- PNJ: The impact of the Covid-19 is clearly reflecting on the business results of the enterprise. In the first 7 months of the year, PNJ's revenue growth slowed down and profit margin shrank significantly, to only 5.6% while in 2019 it was 7%.
SAB	192,200	0.00%	0.37%	358,650	370,050	
MSN	54,600	-3.02%	-0.73%	2,989,950	4,419,210	
SBT	13,950	-3.79%	-2.79%	4,135,160	5,508,710	
VJC	107,000	-0.56%	3.88%	644,700	851,660	
FPT	48,500	-3.00%	-2.02%	3,112,130	4,185,920	- REE: Platinum Victory Pte Ltd increased its ownership to over 93 million shares.
MWG	90,300	-4.04%	-3.32%	1,971,230	2,632,480	
PNJ	58,900	-2.81%	-1.83%	1,162,290	1,669,320	
REE	36,600	-1.88%	-0.81%	397,450	711,270	
SSI	15,350	-0.32%	3.02%	15,633,350	17,512,410	
HPG	24,500	-1.80%	-0.20%	19,658,490	28,157,310	

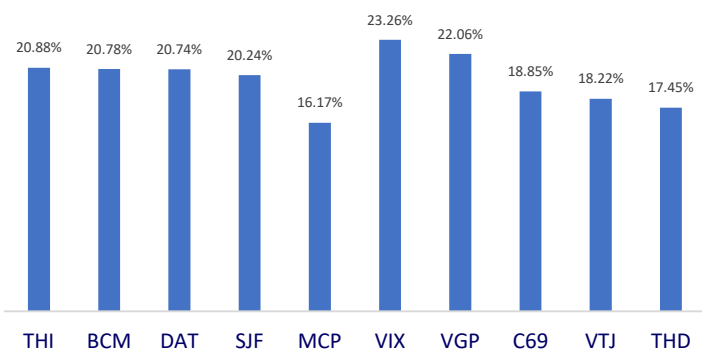
Top most traded tickers (Volume - in million)



Foreign net flow 10 nearest sessions (Billion VND)



Top increases in 3 consecutive sessions



Top decreases in 3 consecutive sessions

