

GLOBAL MARKET		1D	YTD
DJI	27,534.58	-1.45%	-3.52%
S&P500	3,339.19	-1.76%	3.36%
NASDAQ	10,919.59	-1.99%	21.70%
VIX	29.71	3.12%	
FTSE 100	6,003.32	-0.16%	-20.41%
DAX	13,202.42	-0.26%	-0.35%
CAC40	5,023.93	-0.38%	-15.96%
Nikkei	23,235.47	0.88%	-1.78%
Shanghai	3,234.82	-0.61%	4.90%
Kospi	2,396.48	0.87%	9.05%
Hang Seng	24,313.54	-0.64%	-14.54%
STI (Singapore)	2,492.09	-0.29%	-22.68%
SET (Thailand)	1,290.89	-0.19%	-19.21%
Crude oil (\$/barrel)	37.33	-1.19%	-38.55%
Gold (\$/ounce)	1,953.25	-0.08%	28.70%

A fresh selloff in megacap technology shares sent stocks to the fourth loss in five days as investors remain worried that valuations got stretched too far in a five-month rally. Treasuries rose with the dollar. The S&P 500 dropped as much as 2.1%. Volatility has been even more prevalent in the Nasdaq 100, where close-to-close runs have been at least 1% for seven sessions. Energy companies, a small cohort in major averages, plunged as crude dropped back toward \$37 a barrel in New York. Treasuries reversed losses as the equity decline picked up speed. Gold turned lower, while copper tumbled. The dollar strengthened versus major peers. Asian stocks looked set to drop after a fresh selloff in megacap technology shares sent U.S. equities to their fourth loss in five days.

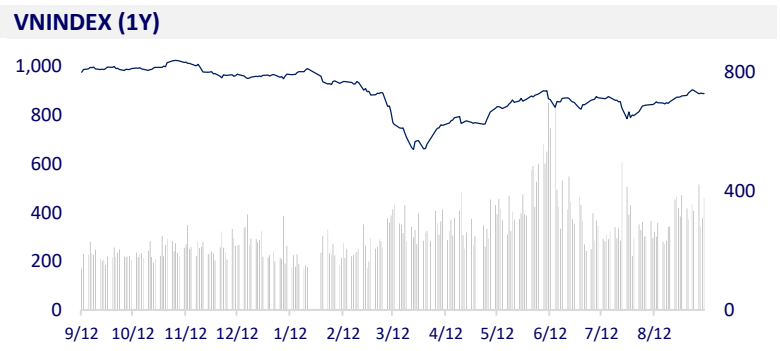
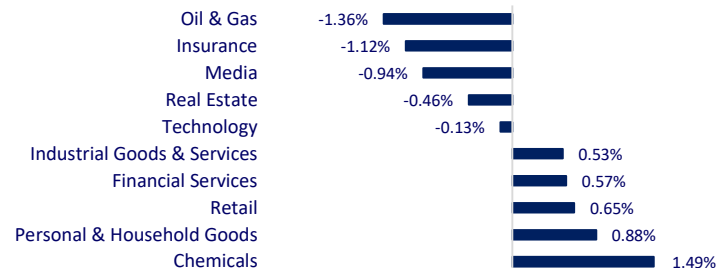
VIETNAM ECONOMY		1D (bps)	YTD (bps)
Vnibor	0.15%	0	-128
Deposit interest 12M	6.00%	0	-50
5 year-Gov. Bond	1.72%	0	-227
10 year-Gov. Bond	2.99%	18	-171
USD/VND	23,263	-0.03%	0.14%
EUR/VND	28,118	0.15%	5.70%
CNY/VND	3,418	-0.12%	0.65%

The newly published Global Economic Outlook report by Oxford Economics assessed that Vietnam will be the only economy in Southeast Asia to achieve positive growth in 2020. The above report predicts the GDP of Southeast Asia in 2020 will decrease by 4.2%.

VIETNAM STOCK MARKET		1D	YTD
VN-INDEX	888.82	-0.06%	-7.51%
VN30	825.85	0.17%	-6.05%
HNX	125.82	-0.09%	22.74%
UPCOM	59.03	0.32%	4.39%
Net Foreign buy (B)	4,750.75		
Total trading value (B)	11,841.51	71.78%	238.33%

VnIndex could not keep the same increase in price as at the beginning of the session and ended with a slight decrease compared to yesterday. Foreign investors net bought more than 4750 billion dong. Largest amount at VHM, with more than 70 million shares.

ETF & DERIVATIVES		1D	YTD
FUESSV50	12,100	0.00%	-4.35%
E1VFN30	13,830	0.22%	-6.30%
VN30F2103	813.6	-1.00%	
VN30F2012	818.0	-0.58%	
VN30F2010	824.1	-0.83%	
VN30F2009	823.5	-0.78%	

CHANGE IN PRICE BY SECTOR

EVENT CALENDER

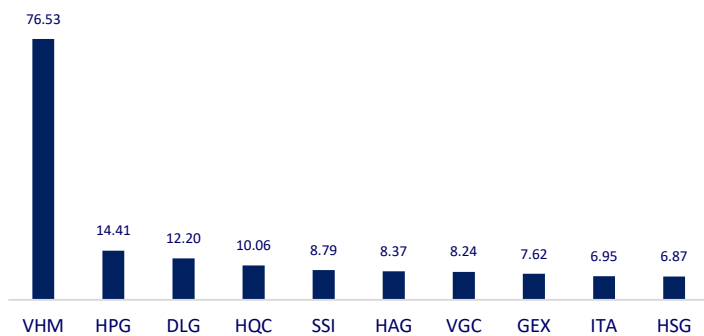
Ticker	Ex-right Date	Last register Date	Exercise Date	Type	Rate	Value
PMP	9/14/2020	9/15/2020	9/30/2020	Cash		780
SGN	9/14/2020	9/15/2020	9/29/2020	Cash		2,000
AAA	9/14/2020	9/15/2020	9/24/2020	Cash		500
HJS	9/14/2020	9/15/2020		Cash		600
SGN	9/14/2020	9/15/2020	9/29/2020	Cash		2,000
SVT	9/15/2020	9/16/2020		Stock	100:10	
NAG	9/15/2020	9/16/2020	9/28/2020	Cash		500

SELECTED NEWS

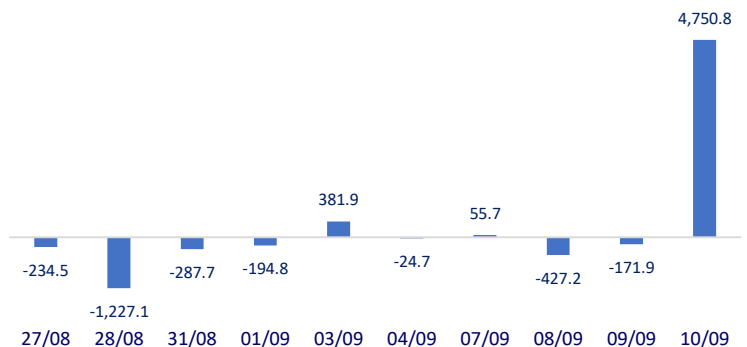
- Circular on eKYC - online customer identification can be issued within this month.
- According to the Vietnam Steel Association (VSA), in the past 8 months, steel production of all kinds only reached 11.6 million tons, down 8.1%.
- Proposing to invest in 7 expressways of more than 64,000 billion VND in Mekong Delta
- Jakarta re-imposed the quarantine, the Indonesian stock market triggered a transaction break.
- Europe Passes U.S. in new daily Covid-19 infections, Returning as Hot Spot
- Trump Won't Extend Deadline Sept. 15 for TikTok to Arrange U.S. Sale

	Close	1D	5D	Buying vol.	Selling vol.	Content
VCB	82,100	-0.12%	-4.76%	1,091,150	1,417,310	- HDB: Issuing shares to pay dividend at the rate of 10: 3, last registration date October 2, 2020. - Bank stocks also increased significantly in the VEIL- Dragon capital portfolio, especially VCB stock from 3.5% to 8.47%, ACB also increased the proportion to 9.05% from 7.8%.
BID	40,500	-0.74%	-4.03%	1,353,870	1,876,280	
CTG	25,300	0.00%	-2.50%	4,693,240	5,870,710	
TCB	21,450	1.18%	-2.50%	3,297,400	3,369,010	
VPB	22,800	-0.22%	-3.80%	5,573,900	7,149,640	
MBB	17,800	0.28%	-2.20%	5,991,820	7,934,850	
HDB	29,300	0.69%	-1.68%	947,120	1,384,040	
EIB	16,800	0.00%	-2.33%	610,820	767,120	
STB	11,200	-0.88%	-1.75%	12,761,420	16,335,130	
NVL	62,800	0.00%	-0.63%	2,302,430	2,782,840	
TCH	21,050	1.69%	0.48%	10,928,350	10,097,810	
KDH	23,950	-1.03%	-4.20%	961,920	1,292,360	
ROS	2,170	0.00%	-3.13%	11,842,070	11,575,600	
GAS	72,000	0.42%	-5.01%	1,507,310	1,001,510	American inventories suddenly increased, oil prices 'evaporation' nearly 2%
POW	10,050	0.50%	-4.29%	4,573,070	4,566,540	
PLX	50,100	-1.57%	-3.84%	2,580,320	2,041,650	
VIC	90,500	0.00%	-4.23%	737,500	711,270	Concerned that the development of new types of real estate condotel, officitel, shophouse ... will generate many shortcomings, the Ministry of Construction recently asked localities to strictly manage this type.
VHM	78,100	-0.64%	-1.88%	6,952,620	7,631,820	
VRE	28,400	0.00%	1.07%	2,846,260	4,188,020	
VNM	124,700	0.73%	0.00%	1,651,400	1,697,570	- MWG replaced Vinhomes to become the largest investment of VEIL- Dragon Capital with a density of 9.32%. - HPG saw a strong net selling of foreign investor of 247 billion dong, far behind VNM with 27 billion dong.
SAB	189,000	-0.53%	-2.48%	111,260	228,430	
MSN	54,800	-0.36%	-1.08%	1,243,700	2,079,380	
SBT	14,100	0.00%	-2.76%	4,564,640	4,226,300	
VJC	106,000	0.00%	-1.49%	591,690	756,260	
FPT	49,200	0.00%	-2.38%	1,663,940	2,463,310	
MWG	93,900	0.54%	-0.95%	1,166,530	1,582,970	
PNJ	59,800	0.50%	-2.61%	580,510	799,730	
REE	39,000	4.98%	4.00%	1,873,370	1,344,910	
SSI	15,850	0.00%	3.93%	15,853,850	18,361,310	
HPG	24,550	0.20%	-1.80%	23,147,810	25,728,500	

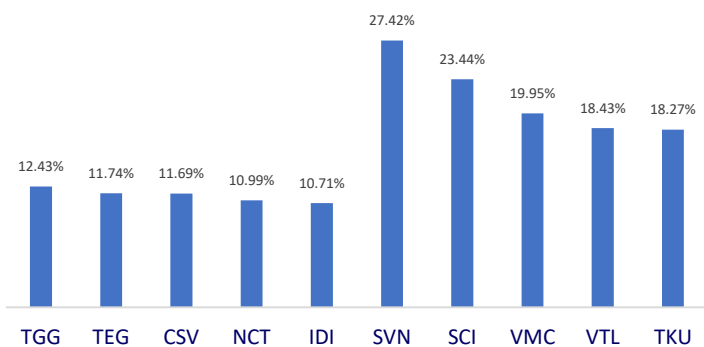
Top most traded tickers (Volume - in million)



Foreign net flow 10 nearest sessions (Billion VND)



Top increases in 3 consecutive sessions



Top decreases in 3 consecutive sessions

