

GLOBAL MARKET		1D	YTD
DJI	27,665.64	0.48%	-3.06%
S&P500	3,340.97	0.05%	3.41%
NASDAQ	10,853.55	-0.60%	20.96%
VIX	29.71	0.00%	
FTSE 100	6,032.09	0.48%	-20.02%
DAX	13,202.84	0.00%	-0.35%
CAC40	5,034.14	0.20%	-15.79%
Nikkei	23,406.49	0.74%	-1.06%
Shanghai	3,260.35	0.79%	5.73%
Kospi	2,396.69	0.01%	9.06%
Hang Seng	24,503.31	0.78%	-13.88%
STI (Singapore)	2,490.09	-0.08%	-22.74%
SET (Thailand)	1,279.96	-0.85%	-19.89%
Crude oil (\$/barrel)	37.45	0.32%	-38.35%
Gold (\$/ounce)	1,949.90	-0.17%	28.48%

U.S. stocks ended a volatile session with major averages mixed, as declines in technology shares continued after a five-month rally came to a halt last week.

The S&P 500 ended little changed, while the Nasdaq 100 fell for the fifth time in seven days to cap its worst week since March. The tech-heavy index traveled 3% from high to low Friday and is 11% from its Sept. 2 record. The rout comes after a torrid August capped a 58% rally from late March. Apple Inc. has plunged 16% from its 10-day old high, but remains only at the lowest in a month.

U.S. equity futures pointed higher Monday as investors looked ahead to a Federal Reserve meeting that could provide clues on the policy outlook. Asian stocks looked set for a muted start.

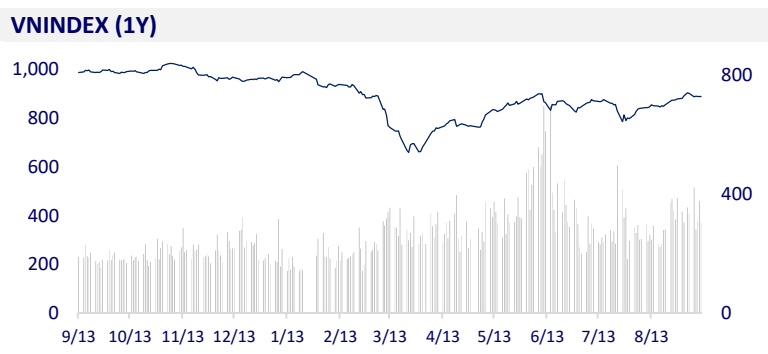
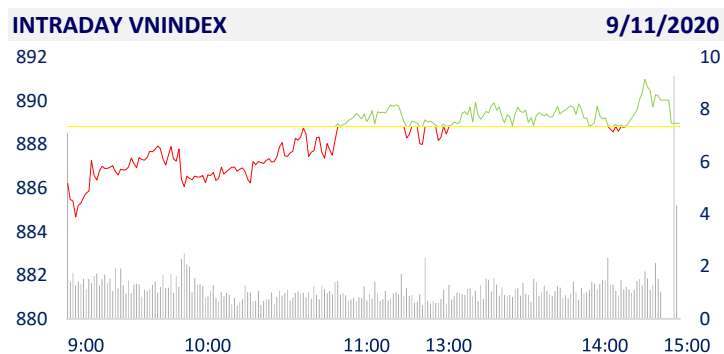
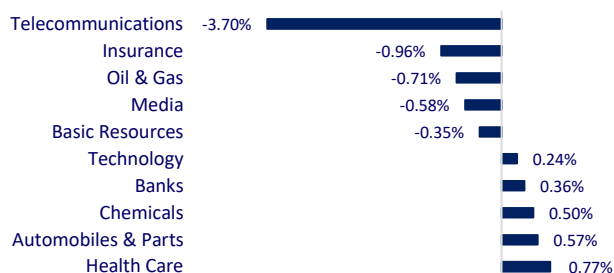
VIETNAM ECONOMY		1D (bps)	YTD (bps)
Vnibor	0.15%	0	-128
Deposit interest 12M	6.00%	0	-50
5 year-Gov. Bond	1.68%	-4	-231
10 year-Gov. Bond	2.84%	-15	-186
USD/VND	23,268	0.02%	0.16%
EUR/VND	28,192	0.26%	5.98%
CNY/VND	3,425	0.20%	0.85%

Renewable energy (wind power, solar) mobilized by the power sector in 8 months is up to nearly 7.3 billion kWh, exceeding the expected plan. Information from EVN said that the electricity output produced and imported for August reached nearly 21.6 billion kWh, an average of 695.7 million kWh per day. Accumulated in the first 8 months of the year, electricity produced and imported more than 164 billion kWh, an increase of 2% over the same period in 2019.

VIETNAM STOCK MARKET		1D	YTD
VN-INDEX	888.97	0.02%	-7.49%
VN30	825.56	-0.04%	-6.09%
HNX	126.21	0.31%	23.12%
UPCOM	59.09	0.10%	4.49%
Net Foreign buy (B)	-287.69		
Total trading value (B)	6,263.86	-47.10%	78.97%

Foreign investors net sold nearly 300 billion dong. The net selling force concentrated on VHM, HPG and KDH shares on HOSE. SHB and VCS were the most net bought stocks on HNX. VN-Index ended up 0.02%, reaching 888.97 points

ETF & DERIVATIVES		1D	YTD
FUESSV50	12,200	0.83%	-3.56%
E1VFN30	13,870	0.29%	-6.03%
VN30F2103	810.0	-0.44%	
VN30F2012	822.7	0.57%	
VN30F2010	826.0	0.23%	
VN30F2009	827.9	0.53%	

CHANGE IN PRICE BY SECTOR

EVENT CALENDER

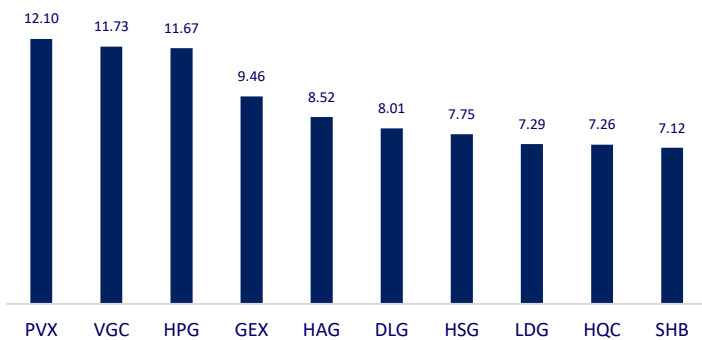
Ticker	Ex-right Date	Last register Date	Exercise Date	Type	Rate	Value
PMP	9/14/2020	9/15/2020	9/30/2020	Cash		780
SGN	9/14/2020	9/15/2020	9/29/2020	Cash		2,000
AAA	9/14/2020	9/15/2020	9/24/2020	Cash		500
HJS	9/14/2020	9/15/2020		Cash		600
SGN	9/14/2020	9/15/2020	9/29/2020	Cash		2,000
SVT	9/15/2020	9/16/2020		Stock	100:10	
NAG	9/15/2020	9/16/2020	9/28/2020	Cash		500

SELECTED NEWS

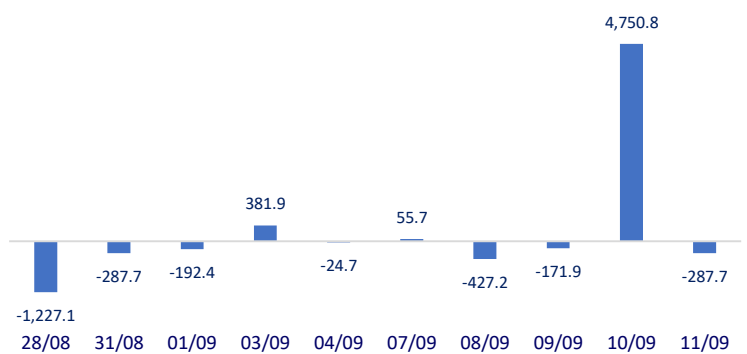
- Norges Bank invested \$ 500 million in dozens of shares on Vietnam's stock market
- The SSC intends to give up the right to self-determine the share ownership rate for foreign investors of public enterprises.
- The proposal is for airlines to borrow a credit package worth 25,000 - 27,000 billion VND with interest rate support for 3-4 years.
- Australia plans of \$146 million to build diesel storage facilities and will introduce other measures aimed at bolstering the nation's teetering fuel industry.
- Microsoft Corp. said its bid for TikTok's U.S. operations was rejected by ByteDance Ltd., the Chinese parent of the video-sharing social site.
- Pfizer Inc. will deploy a Covid-19 vaccine before the end of the year, while AstraZeneca Plc restarted testing after its trial was halted when a participant fell ill.

	Close	1D	5D	Buying vol.	Selling vol.	Content
VCB	82,300	0.24%	-3.06%	1,396,960	1,121,520	- MBB has raised nearly VND 10,000 billion in certificates of deposit since the beginning of the year. - Losing the self-decision of foreign 'room', banks will be cornered in a difficult position, losing long-term opportunities. -With the deposit interest rate framework at banks that has dropped deeply and has a large gap from the current regulated ceiling for deposits under 6 months, perhaps the market is waiting for another decision to decrease from the SBV's ceiling on interest rates, in order to stick to market reality more closely.
BID	40,450	-0.12%	-3.92%	1,605,690	1,399,930	
CTG	25,600	1.19%	-1.54%	8,096,900	7,119,410	
TCB	21,300	-0.70%	-2.52%	3,038,750	3,023,390	
VPB	22,850	0.22%	-2.56%	6,502,220	4,786,770	
MBB	17,850	0.28%	-1.11%	5,907,630	5,871,410	
HDB	30,350	3.58%	2.19%	5,439,190	4,793,080	
EIB	16,700	-0.60%	-2.05%	331,620	489,040	
STB	11,150	-0.45%	-1.33%	12,171,780	14,238,810	
NVL	62,900	0.16%	0.16%	2,487,950	2,771,390	
TCH	21,050	0.00%	-1.64%	5,672,000	8,621,250	Oil futures saw a second consecutive week of declines on Friday (September 11) in the face of pressure from concerns about demand prospects and an increase in US crude supplies. VNM ETF maintained its Vietnamese stock portfolio in the review period of September 2020. VIC (8%), VNM (8%) and VHM (7%) continued to be the 3 stocks with the largest proportion. In terms of value, VNM ETF is forecasted to strongly buy some stocks such as VIC, VNM, VHM and VCB. On the other side, stocks that could be sold the most are GEX, POW, TCH and BVH. - Heavily affected by two epidemics, airline businesses expect to save lives thanks to the upcoming Lunar New Year rush and reopening international.
KDH	24,100	0.63%	-3.41%	1,587,590	977,220	
ROS	2,180	0.46%	-1.80%	12,200,380	11,785,930	
GAS	71,800	-0.28%	-3.75%	659,570	466,850	
POW	10,000	-0.50%	-3.85%	7,195,170	8,372,130	
PLX	49,700	-0.80%	-3.68%	2,420,140	2,084,300	
VIC	91,100	0.66%	-3.09%	1,099,270	758,680	
VHM	77,700	-0.51%	-2.88%	4,032,560	3,788,860	
VRE	28,400	0.00%	-0.35%	2,957,590	3,615,280	
VNM	123,800	-0.72%	-0.96%	1,798,410	1,743,340	
SAB	188,000	-0.53%	-2.19%	93,130	181,770	
MSN	55,000	0.36%	-2.31%	1,334,010	1,292,420	
SBT	14,100	0.00%	-2.76%	4,382,220	4,386,050	
VJC	105,800	-0.19%	-1.67%	648,320	724,300	
FPT	49,150	-0.10%	-1.70%	2,053,430	1,843,670	
MWG	93,400	-0.53%	-0.74%	868,960	1,030,020	
PNJ	59,500	-0.50%	-1.82%	657,060	694,490	
REE	38,700	-0.77%	3.75%	1,122,200	1,106,860	
SSI	15,750	-0.63%	2.27%	11,435,880	10,181,130	
HPG	24,450	-0.41%	-2.00%	18,710,720	25,708,600	

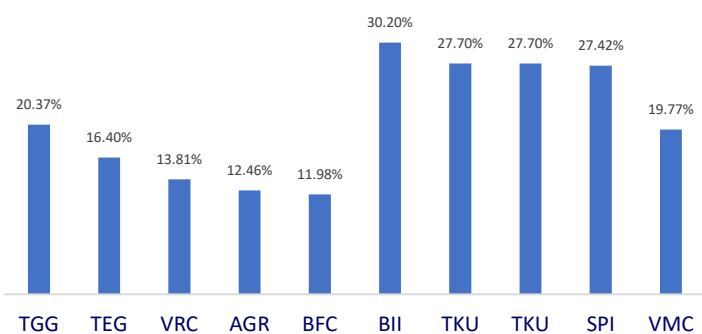
Top most traded tickers (Volume - in million)



Foreign net flow 10 nearest sessions (Billion VND)



Top increases in 3 consecutive sessions



Top decreases in 3 consecutive sessions

