

GLOBAL MARKET		1D	YTD
DJI	27,657.42	-0.88%	-3.09%
S&P500	3,319.47	-1.12%	2.75%
NASDAQ	10,793.28	-1.07%	20.29%
VIX	25.83	-2.38%	
FTSE 100	6,007.05	-0.71%	-20.36%
DAX	13,116.25	-0.70%	-1.00%
CAC40	4,978.18	-1.22%	-16.73%
Nikkei	23,360.30	0.18%	-1.25%
Shanghai	3,338.09	2.07%	8.25%
Kospi	2,412.40	0.26%	9.77%
Hang Seng	24,455.41	0.47%	-14.05%
STI (Singapore)	2,497.71	-0.12%	-22.50%
SET (Thailand)	1,288.39	0.31%	-19.37%
Crude oil (\$/barrel)	41.05	0.32%	-32.43%
Gold (\$/ounce)	1,955.75	0.04%	28.86%

Technology shares pushed U.S. stocks to a six-week low as investors searched for new catalysts to give direction to global markets. The dollar strengthened and Treasuries were little changed.

The S&P 500 fell for a third day after fluctuating between gains and losses ahead of a so-called "quadruple witching" on Friday, a quarterly event that typically fuels trading and sometimes volatility as large derivatives positions roll over. Losses accelerated after the benchmark index fell below its 50-day moving average. The Nasdaq 100 also closed below that technical threshold.

U.S. stock futures slipped as trading began for the week, while equities in Asia were set for a softer start after a dip on Wall Street on Friday.

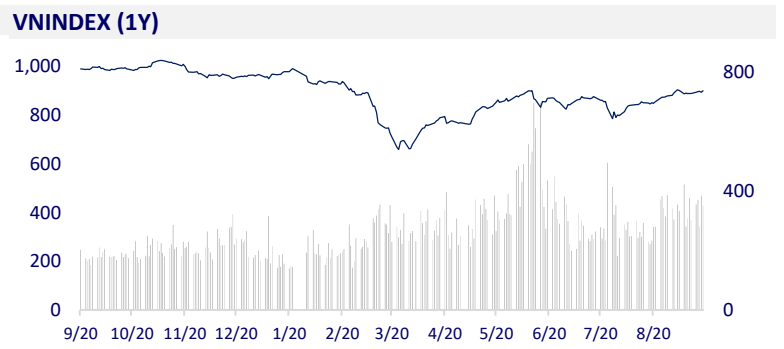
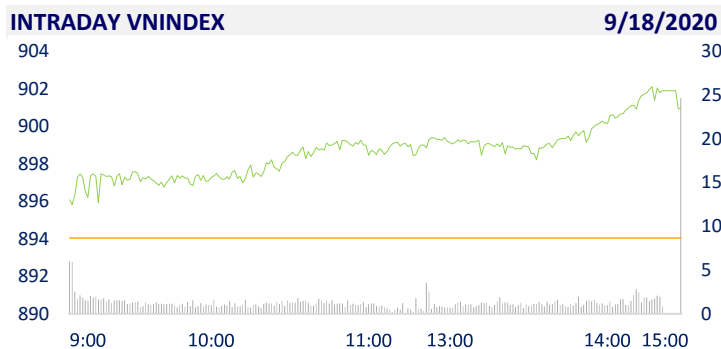
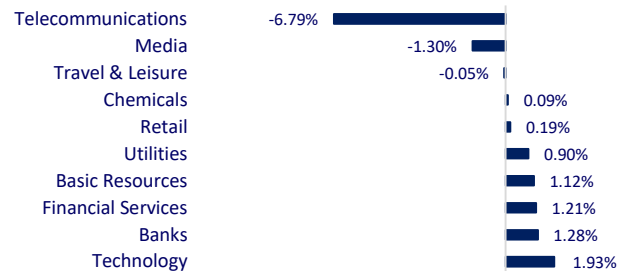
VIETNAM ECONOMY		1D (bps)	YTD (bps)
Vnibor	0.11%	-2	-132
Deposit interest 12M	6.00%	0	-50
5 year-Gov. Bond	1.56%	-3	-243
10 year-Gov. Bond	2.57%	-6	-213
USD/VND	23,270	-0.01%	0.17%
EUR/VND	28,148	0.41%	5.81%
CNY/VND	3,464	0.17%	2.00%

According to the latest report of the MOIT, last August, leather and related products manufacturing industry increased by 2.9% compared to July, but decreased by 3.6% compared to the same period in 2019; Accumulated 8 months decreased 4.3%. Footwear export turnover in 8 months was only 10.9 billion USD, down by 8.6% over the same period in 2019. Facing a series of difficulties, the industry's target of 24 billion USD export turnover this year will be very difficult to achieve.

VIETNAM STOCK MARKET		1D	YTD
VN-INDEX	900.95	0.77%	-6.25%
VN30	841.26	1.13%	-4.30%
HNX	129.20	0.57%	26.04%
UPCOM	60.59	1.20%	7.14%
Net Foreign buy (B)	-77.66		
Total trading value (B)	7,579.54	0.12%	116.56%

Foreign investors net sold more than 77 billion dong. Net sales focused on POW and VHM shares on HOSE. SHB was the most net sold stock on HNX. Information technology is the industry with the strongest increase in the market with nearly 2%.

ETF & DERIVATIVES		1D	YTD
FUESSV50	12,400	0.81%	-1.98%
E1VFN30	14,200	1.43%	-3.79%
VN30F2103	840.0	1.84%	
VN30F2012	843.3	1.72%	
VN30F2011	844.2	1.45%	
VN30F2010	846.3	1.84%	

CHANGE IN PRICE BY SECTOR

EVENT CALENDER

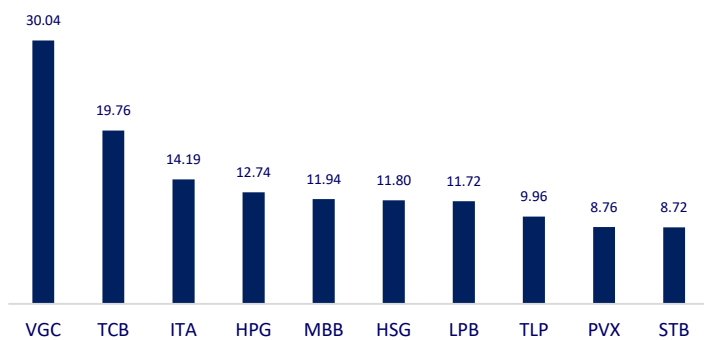
Ticker	Ex-right Date	Last register Date	Exercise Date	Type	Rate	Value
0	1/0/1900	9/18/2020	9/30/2020	Cash		1,500
0	1/0/1900	9/18/2020	9/28/2020	Cash		600
0	1/0/1900	9/18/2020	9/29/2020	Cash		300
0	1/0/1900	9/18/2020	9/30/2020	Cash		1,000
0	1/0/1900	9/18/2020	9/30/2020	Cash		600
0	1/0/1900	9/19/2020		Stock	100:5	
0	1/0/1900	9/21/2020	9/30/2020	Cash		600

SELECTED NEWS

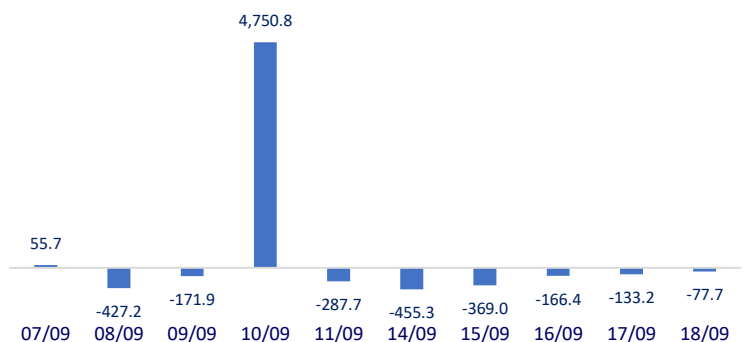
- Pegatron is planning to invest about \$ 1 billion to build an industrial complex to manufacture high-tech products in Vietnam.
- Proposal to delay the payment of bank interest until 2021 for tourism businesses.
- Investment Fund's capital flows run out of real estate businesses
- Oracle and Walmart have rights to buy 12.5% and 7.5% respectively of a newly established TikTok Global with value of 12 billion USD
- Banks around the world accelerate layoffs will reach the highest level since 2015 in response to bad debt and digitalization trend.
- Credit Suisse and UBS merger: Sketch a portrait of a Swiss superbank and form a superbank in Europe by 2021.

	Close	1D	5D	Buying vol.	Selling vol.	Content
VCB	82,900	0.48%	0.73%	1,770,230	2,405,340	- SHB: Ho Chi Minh City Stock Exchange (HOSE) has just announced the receipt of registration documents to list with nearly 1.76 billion SHB shares on HOSE, equivalent to a charter capital of more than 17,558 billion.
BID	41,000	1.23%	1.36%	2,829,640	2,930,410	
CTG	25,800	1.98%	0.78%	8,841,600	8,346,880	
TCB	21,800	2.35%	2.35%	8,736,940	7,750,960	
VPB	23,250	1.75%	1.75%	7,272,030	6,646,070	
MBB	18,750	3.59%	5.04%	30,206,410	18,361,680	
HDB	29,750	0.51%	-1.98%	2,211,190	1,678,690	
EIB	17,000	0.00%	1.80%	889,700	832,530	
STB	11,650	1.75%	4.48%	26,986,880	23,692,100	
NVL	63,900	0.79%	1.59%	2,164,510	2,019,580	
TCH	20,750	1.22%	-1.43%	6,550,430	6,332,420	- KDH: Dragon Capital has sold a total of 5.17 million shares of KDH, reducing ratio here to 15.93%, equivalent to 89.05 million shares.
KDH	24,300	0.83%	0.83%	662,770	681,890	
ROS	2,160	-0.46%	-0.92%	9,641,720	11,132,420	- PLX: ENEOS Corporation and its subsidiary have increased their ownership in PLX from 8% (104 million shares) to 9% (117 million shares).
GAS	72,500	1.12%	0.97%	965,790	807,010	
POW	10,000	0.00%	0.00%	18,329,900	13,924,580	
PLX	50,400	0.80%	1.41%	841,670	786,040	VIC: VinSmart launches hidden camera phone. After nearly 2 years of market launch, VinSmart has 14 phone models to consumers.
VIC	94,000	0.00%	3.18%	1,300,840	3,082,840	
VHM	76,900	0.26%	-1.03%	2,938,180	3,808,990	
VRE	28,500	0.71%	0.35%	5,940,650	6,165,880	- MSN: decided to the Board of Directors on the approval of the application file to register the public offering of bonds with a maximum par value of VND 4000 billion.
VNM	126,400	1.53%	2.10%	2,787,710	2,055,770	
SAB	188,800	0.32%	0.43%	108,080	185,590	
MSN	54,200	0.37%	-1.45%	2,152,630	2,138,540	
SBT	14,250	0.00%	1.06%	6,505,540	6,394,170	- FPT: 8 months' net revenue and pre-tax profit reached 18,321 billion and 3,343 billion dong, respectively, up 7.6% and 11.7%. - MWG: Open the micro electronics chain, aiming to have the total number of Dien May Xanh micro shops reach 300/700 / 1,200 by the end of 2020/2021/2022, thereby expanding the company's market share in the electricity segment. machine from 40% in the first 6 months of 2020 to 45% / 55% / 60% by the end of 2020/2021/2022.
VJC	106,000	0.09%	0.19%	559,110	527,890	
FPT	51,200	2.40%	4.17%	5,581,180	6,574,450	
MWG	94,500	0.32%	1.18%	1,218,290	1,333,020	
PNJ	60,400	1.00%	1.51%	500,750	756,060	
REE	40,300	1.00%	4.13%	548,380	684,440	
SSI	16,300	1.88%	3.49%	14,830,680	15,432,450	
HPG	25,700	1.18%	5.11%	21,695,770	25,509,520	

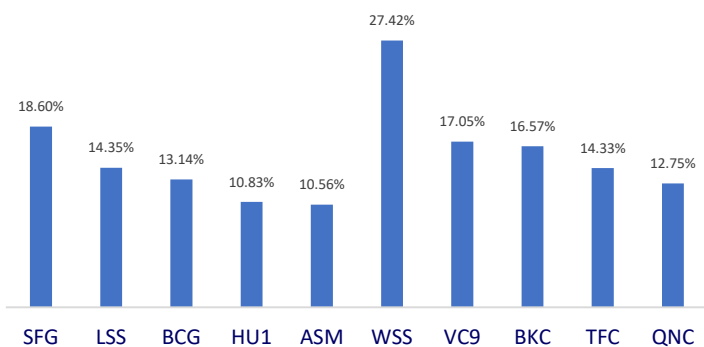
Top most traded tickers (Volume - in million)



Foreign net flow 10 nearest sessions (Billion VND)



Top increases in 3 consecutive sessions



Top decreases in 3 consecutive sessions

