

GLOBAL MARKET		1D	YTD
DJI	27,584.06	1.51%	-3.34%
S&P500	3,351.60	1.61%	3.74%
NASDAQ	11,117.53	1.87%	23.91%
VIX	26.19	-0.72%	
FTSE 100	5,927.93	1.46%	-21.41%
DAX	12,870.87	3.22%	-2.85%
CAC40	4,843.27	2.40%	-18.98%
Nikkei	23,511.62	1.32%	-0.61%
Shanghai	3,217.53	-0.06%	4.34%
Kospi	2,308.08	1.29%	5.02%
Hang Seng	23,476.05	1.04%	-17.49%
STI (Singapore)	2,483.01	0.43%	-22.96%
SET (Thailand)	1,263.02	1.45%	-20.95%
Crude oil (\$/barrel)	40.61	1.58%	-33.15%
Gold (\$/ounce)	1,887.60	1.34%	24.37%

U.S. stocks jumped after four weeks of declines and European shares added the most in three months amid broad gains for equities. The dollar weakened.

Banks led the S&P 500 Index to its biggest gain in two weeks as investors found buying opportunities after the gauge fell to its lowest since July last week. More than 10 stocks were higher on the benchmark for every one that fell. HSBC Holdings Plc added almost 9% after its biggest shareholder raised its stake, while an index of lenders rose the most a month.

Asian stocks look set to extend a global rally amid broad gains for equities led by financial shares and end-of-month portfolio adjustments.

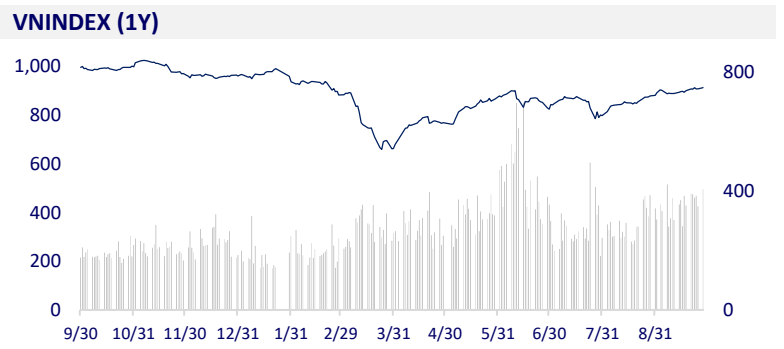
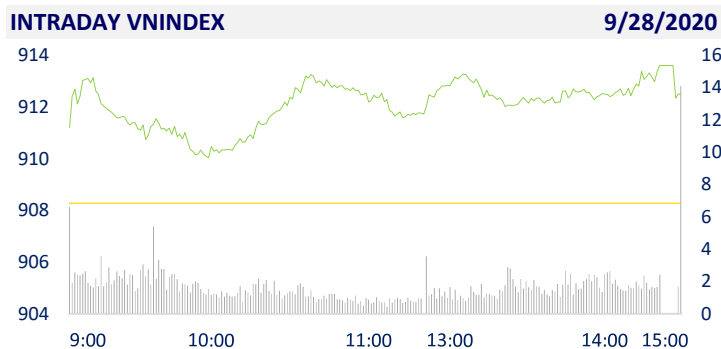
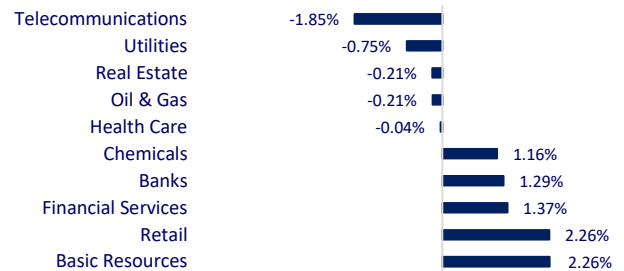
VIETNAM ECONOMY		1D (bps)	YTD (bps)
Vnibor	0.11%	0	-132
Deposit interest 12M	6.00%	0	-50
5 year-Gov. Bond	1.56%	7	-243
10 year-Gov. Bond	2.55%	12	-215
USD/VND	23,276	-0.02%	0.20%
EUR/VND	27,746	0.16%	4.30%
CNY/VND	3,439	0.17%	1.27%

The economic indicators set for the year 2021: GDP increases 6-6.5%; GDP per capita reached 3700 USD/person; The contribution of total factor productivity (TEP) to growth rate is about 45-47%; CPI increased by 4%; The growth rate of social labor productivity is about 4.8%.

VIETNAM STOCK MARKET		1D	YTD
VN-INDEX	912.50	0.47%	-5.05%
VN30	863.31	1.01%	-1.79%
HNX	133.12	1.22%	29.86%
UPCOM	61.78	0.80%	9.25%
Net Foreign buy (B)	-389.47		
Total trading value (B)	8,446.65	10.53%	141.33%

Foreign investors net sold more than 389 billion dong. Net selling focused on VNM, VRE and HPG on HOSE. DXP and SLS were stocks that were sold the most on HNX. VN-Index ended up 0.47%, reaching 912.50 points; The HNX-Index increased by 1.22%, reaching 133.12 points.

ETF & DERIVATIVES		1D	YTD
FUESSV50	12,600	0.40%	-0.40%
E1VFN30	14,490	1.33%	-1.83%
VN30F2103	854.2	0.61%	
VN30F2012	857.9	0.94%	
VN30F2011	862.9	1.22%	
VN30F2010	862.9	0.94%	

CHANGE IN PRICE BY SECTOR

EVENT CALENDER

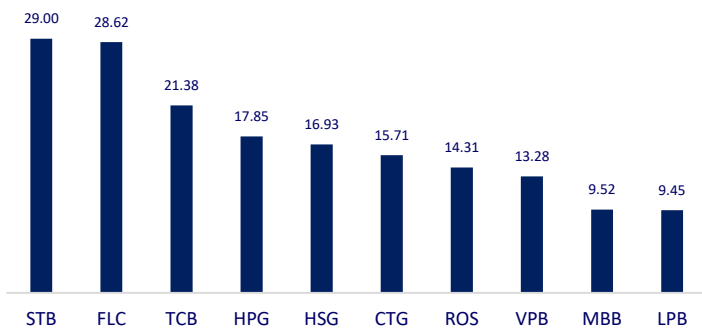
Ticker	Ex-right Date	Last register Date	Exercise Date	Type	Rate	Value
CNG	9/29/2020	9/30/2020	10/23/2020	Cash		1,500
DNP	9/29/2020	9/30/2020		Stock	10:1	
VNM	9/29/2020	9/30/2020	10/15/2020	Cash & Stock	5:1	2,000
HDB	10/1/2020	10/2/2020		Stock	100:15	
NST	10/1/2020	10/2/2020	10/29/2020	Cash		900
NSC	10/1/2020	10/2/2020	10/27/2020	Cash		1,500
PMC	10/5/2020	10/6/2020	10/20/2020	Cash		1,000

SELECTED NEWS

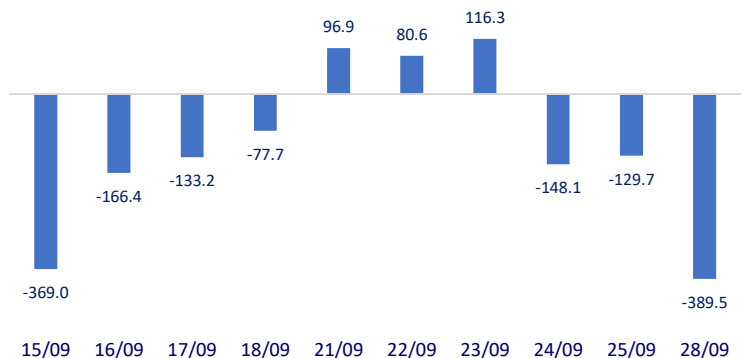
- Bank loudly offered to sell assets of trillion to recover debt, but too difficult for finding buyers.
- Officially reduce 30% of corporate income tax payable in 2020 for businesses with total revenue in 2020 not exceeding 200 billion.
- In the next 10 years, from 2021 to 2030, Vietnam will need 13 billion USD / year to invest in power sources to meet economic development needs.
- Australia will make it easier for banks to approve mortgages and small-business loans to help the economy recover from its first recession in almost 30 years.
- Taiwanese banks' contributions to offshore loans for mainland Chinese firms fell to their lowest levels in at least 10 years at amid uncertainty.
- Global workers lose \$ 3,500 billion in income because of Covid-19. In 3Qs of 2020, the ILO estimated that labor income decreased by 10.7% year-on-year.

	Close	1D	5D	Buying vol.	Selling vol.	Content
VCB	86,000	0.00%	3.61%	1,682,980	2,084,530	- BID: Arrest and detain the former director of BIDV, Phu Yen Branch - Nguyen Cong
BID	41,300	1.23%	1.23%	3,261,060	4,145,280	- TCB: Announced trading shares of an insider Jens Lottner - expected to buy 439k shares.
CTG	27,150	3.63%	5.44%	21,290,320	20,001,360	- STB: Report on stock trading results of an organization related to an internal Lien Viet Securities JSC - selling 3 million shares.
TCB	22,850	2.01%	2.47%	7,656,980	5,996,770	- HDB: Received 16 million shares of OGC from debt handling, owning ratio corresponding to 5.33% of charter capital, HDB became a major shareholder of OGC.
VPB	23,800	2.15%	1.93%	20,943,540	16,080,930	
MBB	20,000	2.04%	4.99%	17,931,280	16,090,030	
HDB	31,450	0.96%	2.44%	7,491,000	2,419,920	
EIB	17,200	0.58%	0.88%	805,910	1,092,580	
STB	13,800	3.76%	17.45%	51,025,570	49,191,260	
NVL	63,400	-0.16%	-1.25%	1,531,320	2,247,130	- TCH: Chairman's wife registered to buy 18 million shares from October 1 - October 30.
TCH	20,950	1.21%	0.48%	11,968,360	11,846,630	
KDH	24,200	0.00%	-0.62%	538,650	563,890	
ROS	2,240	4.67%	4.19%	28,585,920	27,595,990	
GAS	72,200	-1.23%	-0.82%	656,720	1,294,960	- Oil prices rose 1% in the first session of this week due to the increase in global stocks because the hope of the US to launch more stimulus packages.
POW	10,150	0.00%	0.50%	11,059,780	10,795,150	
PLX	51,300	-0.58%	1.18%	403,320	712,090	
VIC	92,800	0.00%	-3.33%	572,710	496,920	- Vinamilk, Vingroup usurped Samsung in the Top 10 most popular brands in Vietnam according to the ranking jointly implemented by Campaign Asia-Pacific and Nielsen.
VHM	76,600	-0.65%	-0.65%	3,332,030	4,345,780	
VRE	27,800	-2.11%	-3.97%	9,686,940	9,692,820	
VNM	128,300	22.48%	20.22%	3,521,070	3,430,130	VNM: Vinamilk is present in 54 countries and territories, actively exploiting potential new markets in Asia and leading the dairy market in Vietnam.
SAB	188,000	0.53%	-1.05%	122,470	149,680	
MSN	54,700	0.00%	0.37%	1,240,250	2,158,470	
SBT	15,200	0.00%	4.83%	6,289,720	6,480,680	
VJC	105,500	-0.09%	-0.94%	416,660	631,540	- VJC: BOD's resolution on restructuring and renewing subsidiary operations to develop air freight operations on the basis of digital technology and e-commerce.
FPT	51,100	0.59%	-0.20%	2,305,670	3,132,750	
MWG	103,000	2.49%	4.67%	1,130,730	1,084,090	- MWG: BOD's resolution on 2019 cash dividend at the rate of 15%, last registration date 20/10/2020.
PNJ	62,000	0.00%	1.64%	1,144,710	1,081,900	
REE	40,300	-0.25%	-0.25%	504,320	655,050	
SSI	16,900	2.74%	2.42%	9,593,940	9,666,190	
HPG	26,400	2.52%	2.72%	35,228,020	28,991,530	

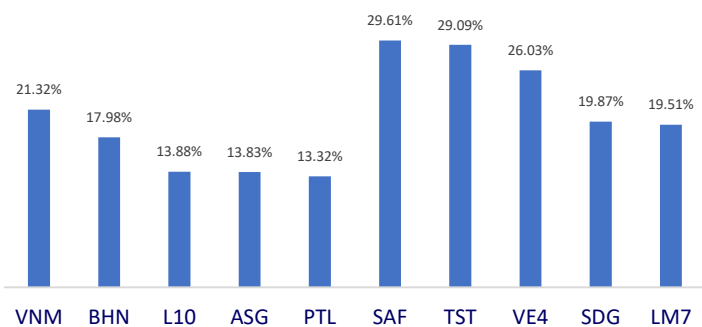
Top most traded tickers (Volume - in million)



Foreign net flow 10 nearest sessions (Billion VND)



Top increases in 3 consecutive sessions



Top decreases in 3 consecutive sessions

