

GLOBAL MARKET		1D	YTD
DJI	27,452.66	-0.48%	-3.80%
S&P500	3,335.47	-0.48%	3.24%
NASDAQ	11,085.25	-0.29%	23.55%
VIX	26.27	0.31%	
FTSE 100	5,897.50	-0.51%	-21.81%
DAX	12,825.82	-0.35%	-3.19%
CAC40	4,832.07	-0.23%	-19.17%
Nikkei	23,539.10	0.12%	-0.50%
Shanghai	3,224.36	0.21%	4.56%
Kospi	2,327.89	0.86%	5.93%
Hang Seng	23,275.53	-0.85%	-18.19%
STI (Singapore)	2,471.61	-0.46%	-23.31%
SET (Thailand)	1,257.34	-0.45%	-21.31%
Crude oil (\$/barrel)	39.05	-3.84%	-35.72%
Gold (\$/ounce)	1,901.25	0.72%	25.27%

The end-of-month rebound in global equities faded as investors weighed prospects for fiscal stimulus in the U.S. and the outlook for the coronavirus pandemic. Oil tumbled on concern slow growth will limit demand.

The S&P 500 Index slumped, with more than two stocks falling for every one that advanced, after talks on expanding aid ended for the day with plans to resume discussions tomorrow. An exchange-traded fund that tracks the S&P 500 gained 0.2% in after-hours trading after a study showed a Regeneron Pharmaceuticals Inc. antibody cocktail may help treat coronavirus patients outside of the hospital.

Asia stocks were set for a mixed start as traders awaited data from China for the latest information on the strength of the recovery in the region's largest economy.

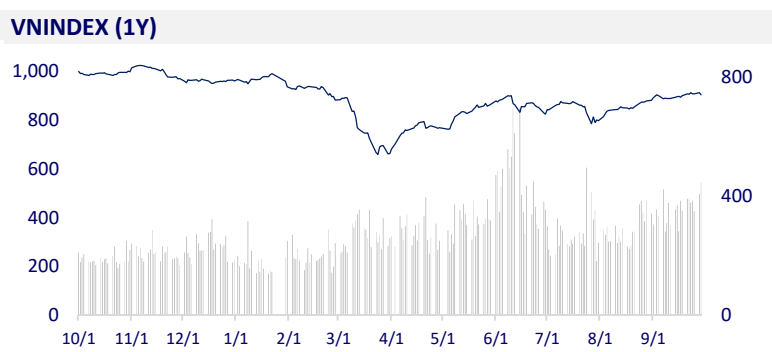
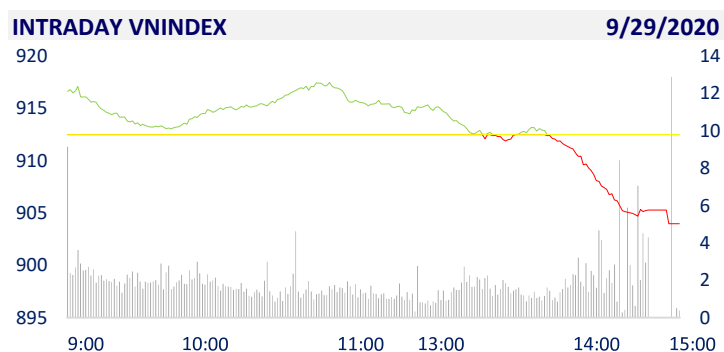
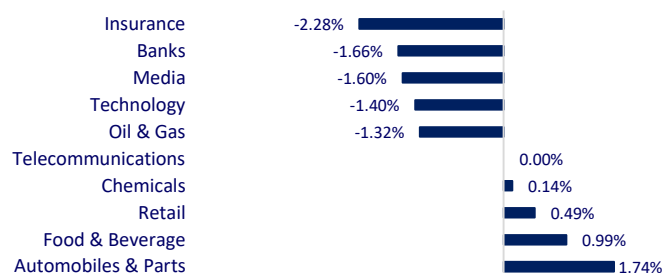
VIETNAM ECONOMY		1D (bps)	YTD (bps)
Vnibor	0.11%	0	-132
Deposit interest 12M	6.00%	0	-50
5 year-Gov. Bond	1.50%	-6	-249
10 year-Gov. Bond	2.45%	-10	-225
USD/VND	23,273	-0.01%	0.19%
EUR/VND	27,805	0.21%	4.53%
CNY/VND	3,435	-0.12%	1.15%

According to the General Statistics Office, GDP in the first nine months of 2020 will increase by 2.12% (it will increase by 3.68% in the first quarter; 0.39% in the second quarter; and 2.62% in the third quarter), which is the lowest growth rate in the period 2011-2020. However, this growth can be said to be still positive compared to the average level of countries in the world.

VIETNAM STOCK MARKET		1D	YTD
VN-INDEX	903.98	-0.93%	-5.93%
VN30	856.20	-0.82%	-2.60%
HNX	131.74	-1.04%	28.51%
UPCOM	61.52	-0.42%	8.79%
Net Foreign buy (B)	-638.83		
Total trading value (B)	9,934.82	17.62%	183.85%

Foreign investors net sold more than 638 billion dong. On HOSE, net selling focused on VNM, VHM, VIC, GAS. On the HNX, focusing on net selling on DXP and VCS. Market liquidity was at a high level, total market trading value reached more than 10,000 billion. At the end of the session, the VN-Index dropped by more than 8.5% to 904 points, the HNX-Index dropped nearly 1.4 points to 131.74 points.

ETF & DERIVATIVES		1D	YTD
FUESSV50	12,600	0.00%	-0.40%
E1VFN30	14,530	0.28%	-1.56%
VN30F2103	848.0	-0.73%	
VN30F2012	849.9	-0.93%	
VN30F2011	853.5	-1.09%	
VN30F2010	854.1	-1.02%	

**CHANGE IN PRICE BY SECTOR**

**EVENT CALENDER**

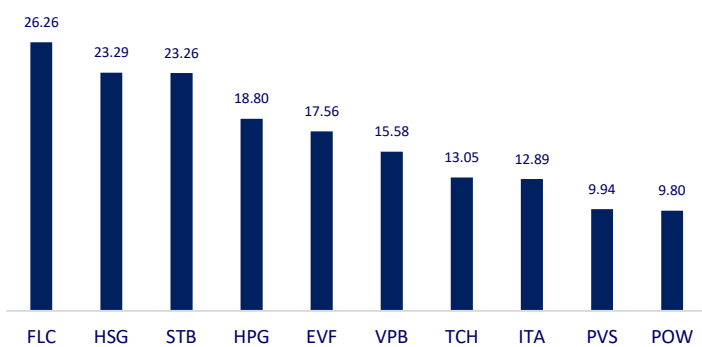
Ticker	Ex-right Date	Last register Date	Exercise Date	Type	Rate	Value
HDB	10/1/2020	10/2/2020		Stock	100:15	
NST	10/1/2020	10/2/2020	10/29/2020	Cash		900
NSC	10/1/2020	10/2/2020	10/27/2020	Cash		1,500
PMC	10/5/2020	10/6/2020	10/20/2020	Cash		1,000
CCL	10/14/2020	10/15/2020	12/25/2020	Cash		800
TXM	10/14/2020	10/15/2020	11/11/2020	Cash		150
HCC	10/15/2020	10/16/2020	10/30/2020	Cash		1,900

## SELECTED NEWS

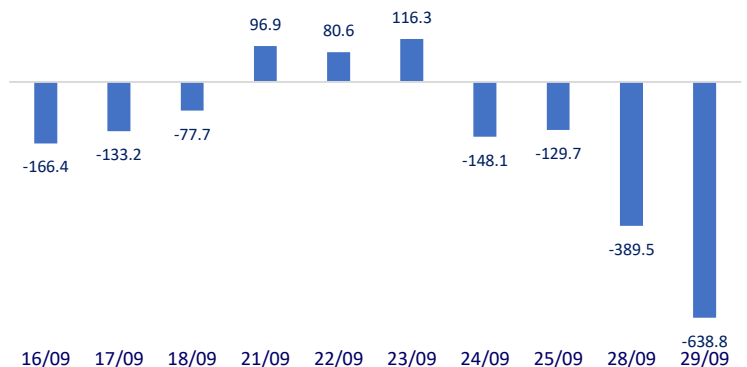
- CPI in 09/2020 increased by 0.12% over the previous month and by 0.01% compared to 12/2019 - all the lowest levels in the 2016-2020 period.
- Q32020: Total retail sales of consumer goods and services reached more than 1.3 million billion VND, up 4.9% over the same period last year.
- 9 months' trade surplus was a record 17 billion USD; Many key products are still dependent on the FDI sector
- WB: Asian economic growth was at its lowest level since 1967. Growth in China is expected to be only 2%, the rest of the region is forecast to fall 3.5%.
- Evergrande - China's Real Estate - has agreement with investors, avoiding cash crunch that had threatened to roil the nation's \$50 trillion financial system.
- The US House of Representatives proposed to spend \$ 2.200 billion in relief for Covid-19, significantly lower than the original proposal of US \$ 3,400 billion.

	Close	1D	5D	Buying vol.	Selling vol.	Content
VCB	84,600	-1.63%	0.71%	2,412,520	2,621,610	- VPB: Report on the results of stock trading by an insider Le Hoang Khanh An
BID	40,650	-1.57%	-0.12%	3,186,200	5,216,230	
CTG	26,600	-2.03%	3.10%	10,487,950	13,593,250	- VIB: For the first time on the Digital Banking application, customers can purchase comprehensive health insurance.
TCB	22,550	-1.31%	0.89%	6,218,090	5,352,810	
VPB	23,750	-0.21%	1.50%	16,993,360	21,638,140	-TCH: Notice of stock trading by an insider Tran Thi Hoang Ha - General Director, buying 200k shares.
MBB	19,650	-1.75%	2.34%	14,048,380	17,499,900	
HDB	31,250	-0.64%	1.13%	3,211,340	3,777,930	
EIB	17,000	-1.16%	-0.29%	754,570	811,350	
STB	13,300	-3.62%	5.98%	44,091,820	49,696,560	
NVL	63,400	0.00%	-0.63%	1,591,210	2,293,230	
TCH	21,500	2.63%	2.14%	26,759,710	20,273,650	
KDH	24,400	0.83%	-1.41%	1,016,820	840,580	
ROS	2,190	-2.23%	3.79%	11,397,110	20,513,160	
GAS	71,500	-0.97%	-0.56%	1,509,330	1,853,030	
POW	10,150	0.00%	1.50%	20,191,740	20,965,590	
PLX	50,600	-1.36%	0.40%	399,370	566,930	
VIC	91,500	-1.40%	-3.28%	548,660	848,730	HCM City Department of Transport has just petitioned the City People's Committee to approve the policy for Vingroup Group to pilot the implementation of 5 electric bus routes in the city within 12M.
VHM	75,300	-1.70%	-1.95%	5,547,200	6,105,390	
VRE	27,450	-1.26%	-4.36%	4,014,060	5,392,430	SAB: Approved a transaction with related party- Me Linh Center Company Limited
VNM	109,200	3.76%	2.72%	9,944,830	8,434,500	
SAB	185,000	-1.60%	-2.12%	153,620	280,200	
MSN	53,600	-2.01%	-1.29%	1,672,460	2,699,070	
SBT	14,700	-3.29%	2.44%	4,970,560	6,475,630	- HPG: Vietnam Steel Association (VSA) said that the construction steel market in September and the last months of the year will have a prosperous step after the epidemic due to increased demand. In particular, the growth rate of investment capital realized from the state budget in August and May 8, 2020, respectively increased by 45.4% and 30.4% over the same period last year. This is the highest increase in a 5-year period (2016-2020).
VJC	104,000	-1.42%	-2.53%	455,530	621,320	
FPT	50,200	-1.76%	-2.14%	2,829,010	3,635,010	
MWG	103,500	0.49%	3.92%	1,970,210	2,219,480	
PNJ	60,800	-1.94%	-0.16%	1,304,580	1,706,340	
REE	39,950	-0.87%	-1.11%	851,730	1,049,970	
SSI	16,750	-0.89%	1.21%	8,509,050	12,164,670	
HPG	26,350	-0.19%	3.13%	28,410,770	35,069,010	

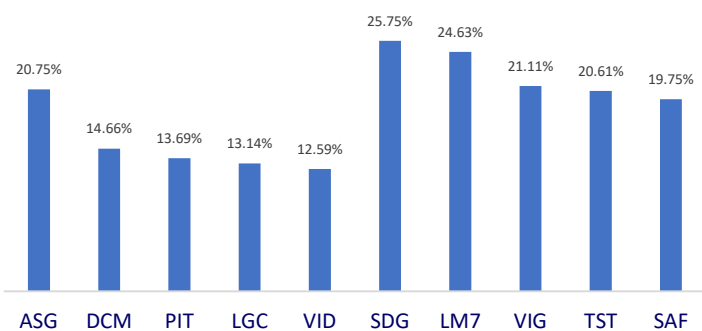
Top most traded tickers (Volume - in million)



Foreign net flow 10 nearest sessions (Billion VND)



Top increases in 3 consecutive sessions



Top decreases in 3 consecutive sessions

