

GLOBAL MARKET		1D	YTD
DJI	27,816.90	0.13%	-2.53%
S&P500	3,380.80	0.53%	4.64%
NASDAQ	11,326.51	1.42%	26.23%
VIX	26.70	1.25%	
FTSE 100	5,879.45	0.23%	-22.05%
DAX	12,730.77	-0.23%	-3.91%
CAC40	4,824.04	0.43%	-19.30%
Nikkei	23,184.93	0.00%	-1.99%
Shanghai	3,218.05	0.00%	4.35%
Kospi	2,327.89	0.00%	5.93%
Hang Seng	23,459.05	0.00%	-17.55%
STI (Singapore)	2,500.74	1.38%	-22.41%
SET (Thailand)	1,243.72	0.54%	-22.16%
Crude oil (\$/barrel)	38.48	-3.80%	-36.66%
Gold (\$/ounce)	1,910.10	0.90%	25.85%

U.S. stocks advanced, led by gains in the biggest technology companies, as investors weighed the chances Democratic lawmakers and the White House will reach a deal for a fiscal-stimulus package. Oil tumbled on concern the market may be oversupplied.

The Nasdaq 100 reached the highest in almost a month as Amazon.com, Microsoft and Tesla rose. The S&P 500 Index's advance was limited by declines in energy producers. Trading was volatile, with stocks pushed around by the latest developments in efforts to forge a stimulus bill acceptable to Democrats and Republicans. Talks were set to continue Thursday as officials sought a breakthrough.

Investors are expecting trading on the Tokyo Stock Exchange to resume after Thursday's outage, while markets in China and Hong Kong remain shut for a holiday.

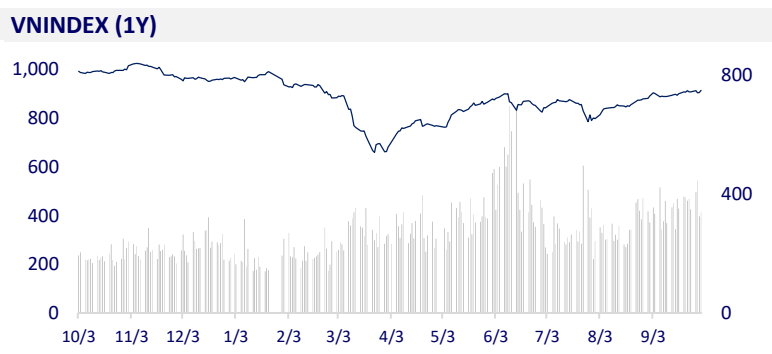
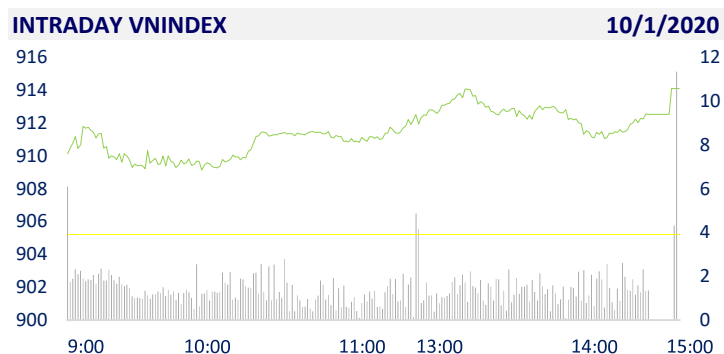
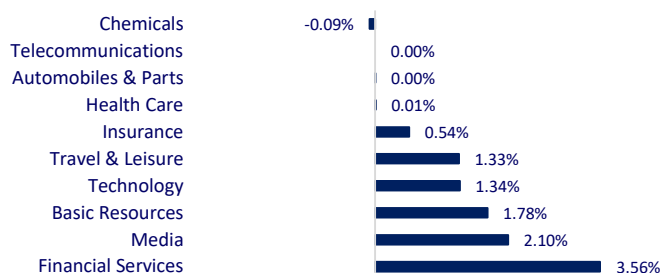
VIETNAM ECONOMY		1D (bps)	YTD (bps)
Vnibor	0.13%	2	-130
Deposit interest 12M	6.00%	0	-50
5 year-Gov. Bond	1.63%	23	-236
10 year-Gov. Bond	2.61%	-8	-209
USD/VND	23,283	0.05%	0.23%
EUR/VND	27,941	0.38%	5.04%
CNY/VND	3,450	0.29%	1.59%

IHS Markit has just released a report showing that Vietnam's September Purchasing Managers' Index (PMI) rose 6.5 points from the previous month and reached 52.2 points, the best level since the beginning of the year. In general, production, number of new orders and employment rate have increased significantly. This is due to the fact that the Covid-19 translation has been basically controlled, helping to improve business prospects.

VIETNAM STOCK MARKET		1D	YTD
VN-INDEX	914.09	0.98%	-4.88%
VN30	867.58	1.05%	-1.31%
HNX	133.50	0.43%	30.23%
UPCOM	62.42	1.12%	10.38%
Net Foreign buy (B)	-278.39		
Total trading value (B)	8,025.34	7.55%	129.30%

Foreign investors net sold more than 278 billion dong. The net buying force concentrated on HPG, VNM and VJC shares on HOSE. DXP and VCS were the most net sold stocks on the HNX. The VN-Index ended with an increase of nearly 1%, reaching 914.09 points; The HNX-Index rose 0.43%, reaching 133.50 points.

ETF & DERIVATIVES		1D	YTD
FUESSV50	12,900	1.57%	1.98%
E1VFN30	14,550	0.21%	-1.42%
VN30F2103	857.8	0.73%	
VN30F2012	860.0	0.70%	
VN30F2011	863.8	0.90%	
VN30F2010	867.0	0.84%	

CHANGE IN PRICE BY SECTOR

EVENT CALENDER

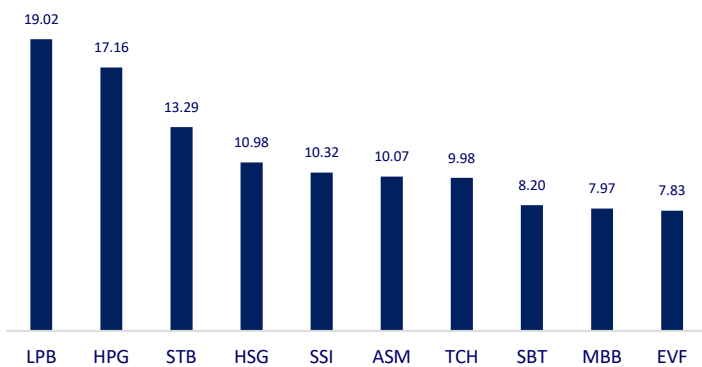
Ticker	Ex-right Date	Last register Date	Exercise Date	Type	Rate	Value
PMC	10/5/2020	10/6/2020	10/20/2020	Cash		1,000
CCL	10/14/2020	10/15/2020	12/25/2020	Cash		800
TXM	10/14/2020	10/15/2020	11/11/2020	Cash		150
HCC	10/15/2020	10/16/2020	10/30/2020	Cash		1,900
SLS	10/19/2020	10/20/2020	11/10/2020	Cash		7,000
SMC	10/20/2020	10/21/2020	10/30/2020	Cash		500
DHA	10/21/2020	10/22/2020	11/12/2020	Cash		1,500

SELECTED NEWS

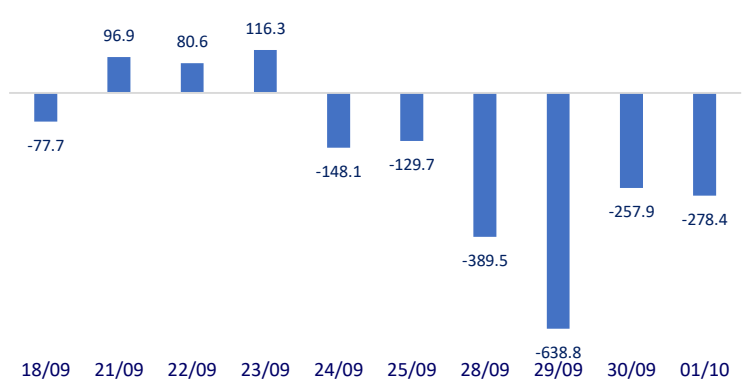
- HSBC: It is expected that Vietnam's GDP growth will reach 2.6% in 2020 and 8.1% in 2021
- Long Thanh Airport: Handing over the ground stage 1 on October 20
- Singapore said that from October 8, 2020, Singapore will continue to remove border restrictions on visitors from Vietnam and Australia (except Victoria).
- The China Manufacturing Purchasing Managers' Index (PMI) rose to 51.5 points in September, the Chinese economy continued to recover strongly.
- The final round of Brexit is set to end on Friday with the two sides making limited progress, setting up a frantic few weeks of last-ditch negotiations.
- The Exchange outage is the last thing local authorities need at a time when Japan is seeking to reinvent the capital as a global financial hub.

	Close	1D	5D	Buying vol.	Selling vol.	Content
VCB	84,800	0.83%	-1.51%	878,480	801,240	- CTG: Report on the results of the second public offering of bonds in 2020 - the successful offering value is over VND 2459 billion. - MBB: Notice of trading of shares of organizations related to insiders of Vietnam Helicopter Corporation
BID	40,950	0.37%	0.12%	2,035,780	2,499,670	
CTG	26,600	0.19%	2.31%	8,855,230	11,439,300	
TCB	22,800	0.88%	1.56%	8,410,850	5,794,670	
VPB	24,100	1.47%	2.77%	9,046,210	10,690,600	
MBB	19,850	0.51%	1.28%	11,960,440	17,118,410	- NVL: BOD's resolution on approving guarantee transactions for subsidiary loans and related commitments. - ROS: Resolution of BOD on the dismissal and appointment of the title of Deputy GD and Person in charge of corporate governance. - GAS: Approved the policy of divesting all contributed capital in Gas South
HDB	24,800	3.01%	3.84%	6,464,120	5,011,620	
EIB	17,000	0.00%	-0.87%	703,280	545,550	
STB	13,750	-0.36%	10.44%	28,994,210	33,468,060	
NVL	63,700	-0.31%	0.31%	1,524,630	1,999,500	
TCH	21,450	-0.46%	3.87%	14,935,140	15,877,410	- VHM: Investing in developing the infrastructure of Thuy Nguyen Industrial Park on an area of 319 ha with a total investment of more than 4,000 billion VND. - VNM: Q32020 results are estimated to grow 9% in revenue and 16% in profit. Generally, in the first 9 months of 2020, revenue is 45,277 billion VND and after-tax profit is 8,967 billion VND, both up 7% over the same period, reaching 76% and 84% of the plan.
KDH	24,350	0.41%	-0.20%	716,920	734,480	
ROS	2,160	-0.46%	1.89%	10,657,560	12,887,600	
GAS	72,400	1.54%	-1.50%	646,850	581,830	
POW	10,300	0.49%	0.49%	15,110,330	10,578,250	
PLX	50,800	0.99%	-1.74%	301,620	367,250	- VHM: Investing in developing the infrastructure of Thuy Nguyen Industrial Park on an area of 319 ha with a total investment of more than 4,000 billion VND. - VNM: Q32020 results are estimated to grow 9% in revenue and 16% in profit. Generally, in the first 9 months of 2020, revenue is 45,277 billion VND and after-tax profit is 8,967 billion VND, both up 7% over the same period, reaching 76% and 84% of the plan.
VIC	92,500	1.09%	-0.54%	456,200	563,060	
VHM	77,100	2.12%	0.00%	3,272,650	3,219,460	
VRE	27,700	0.36%	-3.15%	3,452,890	4,791,830	
VNM	109,300	0.37%	4.67%	2,998,500	2,861,940	
SAB	184,500	0.65%	-1.34%	72,960	50,890	- MWG: October 20 - the last date of registration to receive dividends in 2019 in cash at the rate of 15% (01 share will receive VND 1,500). Payment date is 30/10/2020.
MSN	54,900	0.55%	-0.18%	1,344,240	2,303,350	
SBT	15,800	6.76%	9.34%	14,064,660	9,662,870	
VJC	105,500	0.86%	-0.28%	615,260	591,710	
FPT	50,800	1.60%	0.59%	1,898,070	1,771,770	
MWG	105,000	0.67%	3.75%	1,394,110	1,170,640	
PNJ	61,700	1.31%	-0.96%	800,100	982,010	
REE	41,800	3.98%	3.47%	1,304,470	1,170,580	
SSI	17,800	5.01%	7.55%	17,519,840	18,019,150	
HPG	27,000	2.27%	5.26%	30,504,790	30,690,080	

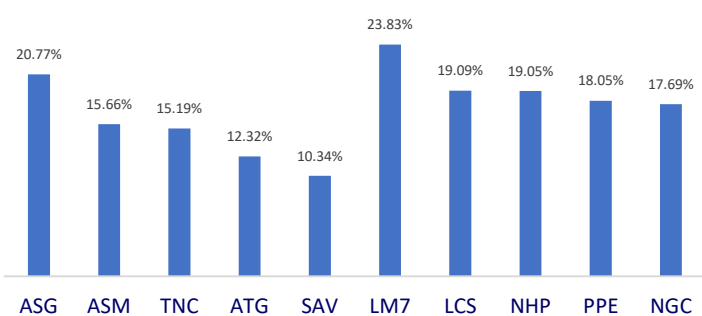
Top most traded tickers (Volume - in million)



Foreign net flow 10 nearest sessions (Billion VND)



Top increases in 3 consecutive sessions



Top decreases in 3 consecutive sessions

