

GLOBAL MARKET	1D	YTD	YTD
DJI	27,772.76	-1.34%	-2.68%
S&P500	3,360.95	-1.40%	4.03%
NASDAQ	11,154.60	-1.57%	24.32%
VIX	29.48	5.44%	
FTSE 100	5,949.94	0.12%	-21.11%
DAX	12,906.02	0.61%	-2.59%
CAC40	4,895.46	0.48%	-18.11%
Nikkei	23,433.73	0.52%	-0.94%
Shanghai	3,218.05	0.00%	4.35%
Kospi	2,365.90	0.34%	7.65%
Hang Seng	23,980.65	0.90%	-15.71%
STI (Singapore)	2,529.26	0.48%	-21.52%
SET (Thailand)	1,250.15	0.58%	-21.76%
Crude oil (\$/barrel)	39.84	1.43%	-34.42%
Gold (\$/ounce)	1,883.10	-1.79%	24.08%

- US stocks turned to fall sharply on Tuesday (October 6), after US President Donald Trump instructed White House officials to halt negotiations on a new economic stimulus package. At the end of the trading session on Tuesday, the Dow Jones dropped 375.88 points (equivalent to 1.3%) to 27,772.76 points. The S&P 500 index reversed 1.4% to 3,360.95 points. The Nasdaq Composite lost 1.6% to 11,154.60

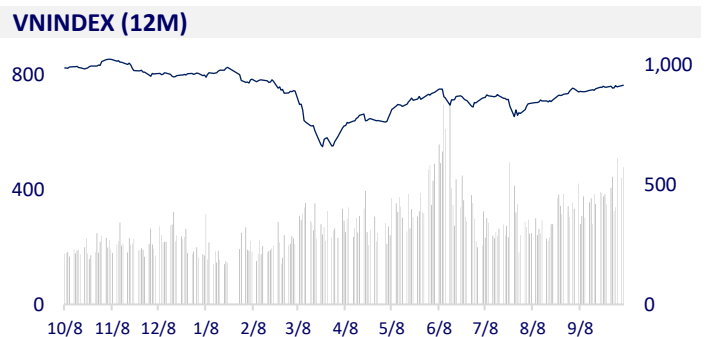
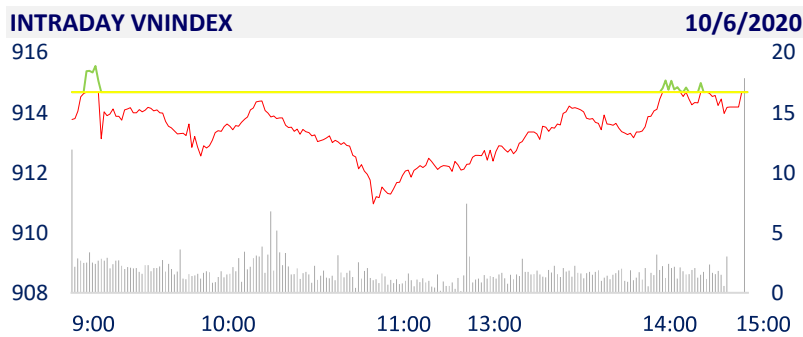
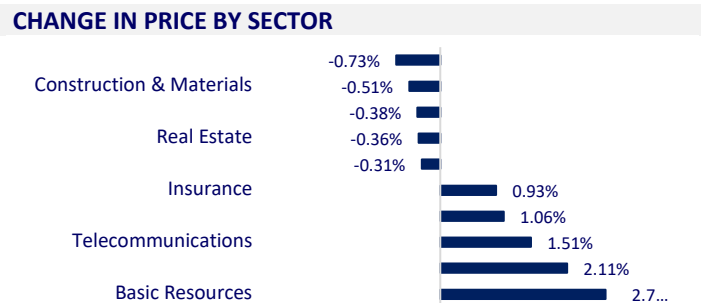
VIETNAM ECONOMY		1D (bps)	YTD (bps)
Vnibor	0.11%	0	-132
Deposit interest 12M	6.00%	0	-50
5 year-Gov. Bond	1.21%	-20	-278
10 year-Gov. Bond	2.35%	7	-235
USD/VND	23,295	0.00%	0.28%
EUR/VND	28,040	-0.40%	5.41%
CNY/VND	3,452	0.00%	1.65%

- According to the Report on the impact of the Covid-19 epidemic on the labor situation, employment in the third quarter of 2020, employed workers increased compared to the previous quarter, mainly in the informal group; The growth rate of the informal labor is higher than that of the formal labor. This shows that the current labor market recovery is unsustainable.

VIETNAM STOCK MARKET		1D	YTD
VN-INDEX	915.67	0.11%	-4.72%
VN30	871.37	0.42%	-0.87%
HNX	137.77	0.42%	34.40%
UPCOM	63.91	1.75%	13.02%
Net Foreign buy (B)	-99.28		
Total trading value (B)	9,292.80	7.49%	165.51%

- Foreign investors continued to be net sellers yesterday but the pressure has decreased significantly, to just over VND 99 billion. Foreign investors' selling focused on VNM (-105.5 billion dong), CTG (-37.4 billion dong), and VIC (-30.4 billion dong)

ETF & DERIVATIVES		1D	YTD
FUESSV50	12,800	-0.78%	1.19%
E1VFN30	14,610	0.48%	-1.02%
VN30F2103	862	0.28%	0.00%
VN30F2012	862	0.09%	0.00%
VN30F2011	866	0.03%	0.00%
VN30F2010	868	-0.13%	0.00%


EVENT CALENDER

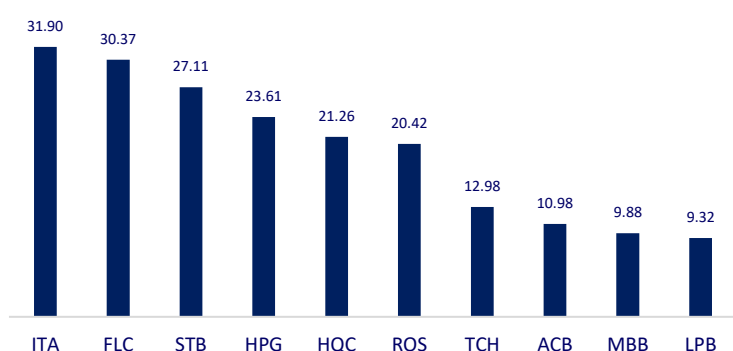
Ticker	Ex-right Date	Last register Date	Exercise Date	Type	Rate	Value
CCL	10/14/2020	10/15/2020	12/25/2020	Cash		800
TXM	10/14/2020	10/15/2020	11/11/2020	Cash		150
HCC	10/15/2020	10/16/2020	10/30/2020	Cash		1,900
SLS	10/19/2020	10/20/2020	11/10/2020	Cash		7,000
SMC	10/20/2020	10/21/2020	10/30/2020	Cash		500
DHA	10/21/2020	10/22/2020	11/12/2020	Cash		1,500
CII	10/22/2020	10/23/2020	11/30/2020	Cash		1,000

SELECTED NEWS

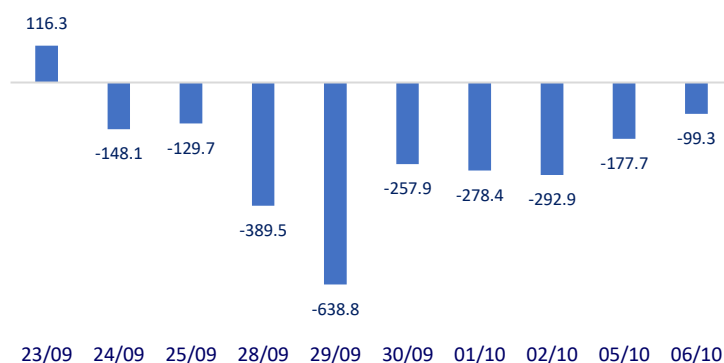
- Credit growth for the first 9 months of the whole system as of September 30, 2020 increased 6.09% compared to the end of 2019.
- In expected 2025, Aeon Mall will open 20 shopping malls, invest more than 2 billion USD in Vietnam.
- Loosen procedures to disburse 16,000 billion VND package
- LG Group intends to determine Da Nang will be the base for the establishment of the Group's Technology R&D Center
- Despite COVID-19, FDI still 'flows' into Vietnam: A safe destination
- IMF: Public investment plays a key role in post-COVID-19 recovery
- President Trump asked officials to stop negotiating the stimulus package

	Close	1D	5D	Buying vol.	Selling vol.	Content
VCB	83,900	0.48%	-0.83%	1,716,330	1,808,420	- The bank group played a leading role in the market when most of these stocks traded in green. VCB, CTG, TCB, MBB, HDB all increased, spreading optimistic signals across the industry. In which, many stocks are in the top 10 stocks that have the most positive influence on VN-Index.
BID	40,450	0.12%	-0.49%	2,600,880	2,944,750	
CTG	27,200	-1.09%	2.26%	10,923,360	10,975,260	
TCB	22,400	-0.67%	-0.67%	11,048,550	9,476,280	
VPB	24,150	-0.21%	1.68%	10,672,250	12,756,420	
MBB	17,850	0.85%	4.46%	18,390,190	13,334,490	
HDB	24,700	-0.40%	2.76%	4,316,450	3,410,550	
EIB	17,550	1.15%	3.24%	2,009,660	1,481,310	TCH: Mr. Do Huu Hau, Deputy General Director, sold all 18.15 million shares (5.14%) and is no longer a major shareholder. Transactions will be made from October 1 to October 2, 2020
STB	14,200	3.65%	6.77%	48,128,190	57,244,600	
NVL	63,300	0.00%	-0.16%	1,626,700	2,282,170	
TCH	21,550	2.13%	0.23%	34,243,780	21,857,240	
KDH	24,900	0.81%	2.05%	1,479,830	1,677,780	
ROS	2,330	5.91%	6.39%	38,898,820	35,345,200	
GAS	72,500	0.00%	1.40%	1,182,700	1,586,760	
POW	10,750	-1.38%	5.91%	13,201,630	17,648,630	- On June 6, WTI crude oil delivered in November continued to increase by 0.2%, Brent for December contract also increased by 0.24%.
PLX	50,200	0.00%	-0.79%	461,680	500,380	
VIC	91,800	-1.61%	0.33%	1,004,800	755,040	- SBT wants to convert buying rights to accumulate 9.8 million shares of Dien Gia Lai
VHM	76,100	0.13%	1.06%	2,331,030	3,514,260	
VRE	27,500	0.36%	0.18%	3,496,060	4,998,440	
VNM	107,000	-0.28%	-2.01%	4,696,920	3,590,020	
SAB	186,300	0.98%	0.70%	98,570	83,880	
MSN	58,000	3.57%	8.21%	6,315,820	6,859,990	
SBT	16,000	-1.23%	8.84%	5,224,910	7,229,450	
VJC	104,500	-0.29%	0.48%	494,480	624,920	- Hoa Phat sold 522,000 tons of steel in September. In which, finished construction steel production recorded a record of 352,000 tons, up 82.3% over the same period last year and up 10% over the previous month.
FPT	50,500	0.00%	0.60%	2,785,830	3,573,070	
MWG	105,200	1.15%	1.64%	1,881,530	1,605,570	
PNJ	61,100	-0.16%	0.49%	760,070	1,176,600	
REE	41,700	-0.60%	4.38%	1,176,380	1,059,520	
SSI	18,150	-0.55%	8.36%	8,546,180	9,430,210	
HPG	28,250	3.29%	7.21%	44,720,590	39,597,610	

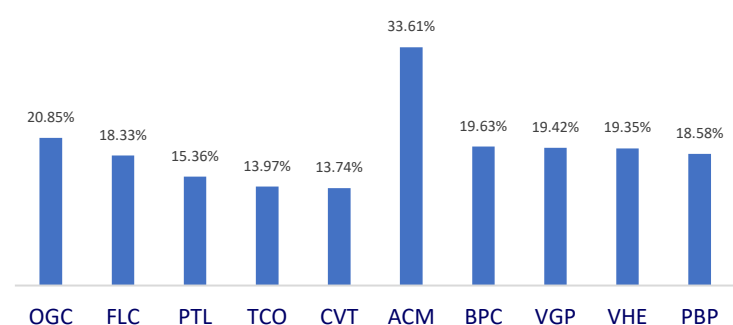
Top most traded tickers (Volume - in million)



Foreign net flow 10 nearest sessions (Billion VND)



Top increases in 3 consecutive sessions



Top decreases in 3 consecutive sessions

