

GLOBAL MARKET	1D	YTD	YTD
DJI	28,425.51	0.43%	-0.40%
S&P500	3,446.83	0.80%	6.69%
NASDAQ	11,420.98	0.50%	27.29%
VIX	26.36	-6.06%	
FTSE 100	5,978.03	0.53%	-20.74%
DAX	13,042.21	0.88%	-1.56%
CAC40	4,911.94	0.61%	-17.83%
Nikkei	23,647.07	0.96%	-0.04%
Shanghai	3,218.05	0.00%	4.35%
Kospi	2,391.96	0.21%	8.84%
Hang Seng	24,193.35	-0.20%	-14.97%
STI (Singapore)	2,543.11	0.19%	-21.09%
SET (Thailand)	1,274.83	0.88%	-20.22%
Crude oil (\$/barrel)	41.23	3.36%	-32.13%
Gold (\$/ounce)	1,908.30	0.99%	25.74%

- Closing trading session on Thursday, Dow Jones increased by 122.05 points (0.4%) to 28,425.51, marking the highest close in a month. The S&P 500 rose 0.8% to 3,446.83 points and the Nasdaq Composite added 0.5% to 11,420.98.

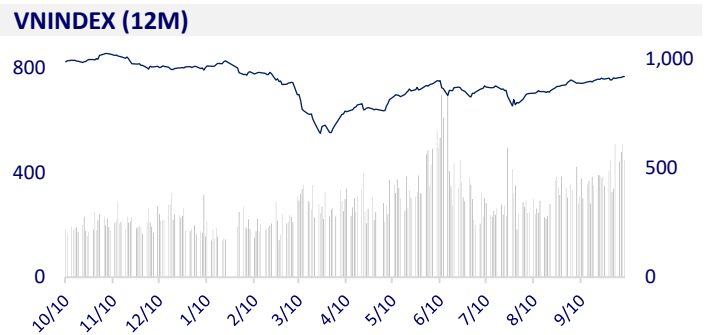
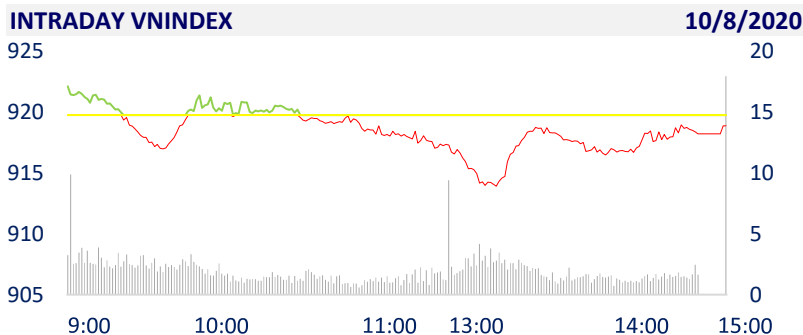
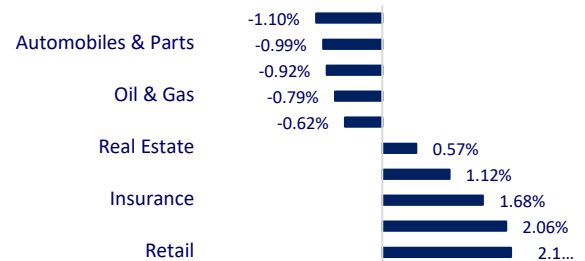
VIETNAM ECONOMY	1D (bps)	YTD (bps)
Vnibor	0.10%	0
Deposit interest 12M	6.00%	0
5 year-Gov. Bond	1.19%	-12
10 year-Gov. Bond	2.35%	20
USD/VND	23,282	-0.03%
EUR/VND	28,075	-0.07%
CNY/VND	3,450	-0.03%

- According to the General Department of Taxation, by the end of September, the total budget revenue from the tax industry was estimated at 833,165 billion VND, reaching 66.4% of the estimate, equal to 93% compared with the same period in 2019. This is the first time 9-month budget revenues decreased compared to the same period of the previous year in recent years

VIETNAM STOCK MARKET	1D	YTD
VN-INDEX	918.84	-0.10%
VN30	869.82	-0.12%
HNX	135.61	-0.38%
UPCOM	63.53	-0.66%
Net Foreign buy (B)	-92.83	
Total trading value (B)	9,145.59	-11.60%

- Foreign investors continued to be net sellers on all 3 exchanges with a total value of nearly 93 billion dong. The selling focused on stocks such as VNM (-41.3 billion dong), BID (-26.4 billion dong), and AGG (-24 billion dong). VN-Index closed down (0.1%) down to 918.84 points; HNX-Index dropped by 0.38% to 135.61 points.

ETF & DERIVATIVES	1D	YTD
FUESSV50	12,700	-1.17%
E1VFN30	14,600	-0.41%
VN30F2103	863	0.01%
VN30F2012	864	0.01%
VN30F2011	868	0.12%
VN30F2010	869	0.20%

CHANGE IN PRICE BY SECTOR

EVENT CALENDER

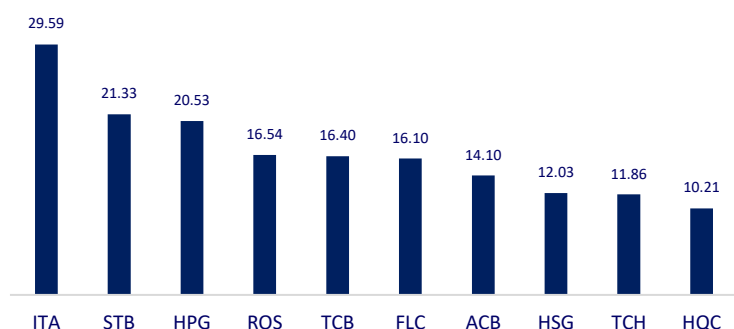
Ticker	Ex-right Date	Last register Date	Exercise Date	Type	Rate	Value
CCL	10/14/2020	10/15/2020	12/25/2020	Cash		800
TXM	10/14/2020	10/15/2020	11/11/2020	Cash		150
HCC	10/15/2020	10/16/2020	10/30/2020	Cash		1,900
SLS	10/19/2020	10/20/2020	11/10/2020	Cash		7,000
SMC	10/20/2020	10/21/2020	10/30/2020	Cash		500
DHA	10/21/2020	10/22/2020	11/12/2020	Cash		1,500
CII	10/22/2020	10/23/2020	11/30/2020	Cash		1,000

SELECTED NEWS

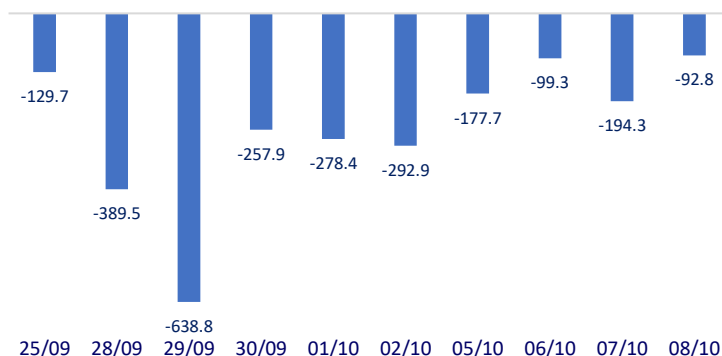
- Estimated Gross Regional Domestic Product (GRDP) in Da Nang City in 2020 will decrease by 9.26% compared to 2019
- The first 9 months budget revenue declined in many years
- CBRE: Supply of apartments in Hanoi plummeted
- Bloomberg: The US seeks to impose a restriction on the payment system of Ant Group, Tencent
- US: August trade deficit to the highest level in 14 years
- Samsung: 3Q profit could increase 58% to 12.3 trillion won (\$ 10.6 billion USD)

	Close	1D	5D	Buying vol.	Selling vol.	Content
VCB	84,800	-0.24%	0.00%	870,760	1,522,940	- HDB: Nearly 290 million shares from the stock dividend issue expected to be traded in November 2020
BID	40,400	-0.12%	-1.34%	3,448,260	3,684,320	
CTG	27,150	0.56%	2.07%	17,391,410	12,432,510	- VPB: Mr. Pham Phu Khoi - Deputy General Director sold 40,740 shares
TCB	21,350	-2.06%	-6.36%	21,488,840	17,724,040	
VPB	23,450	-1.26%	-2.70%	13,703,850	12,963,400	
MBB	17,650	0.28%	2.25%	11,958,480	15,778,180	
HDB	24,500	-0.81%	-1.21%	3,056,170	2,749,660	
EIB	17,150	-1.72%	0.88%	1,564,280	954,000	
STB	13,550	-1.09%	-1.45%	39,765,720	44,561,910	
NVL	63,000	-0.16%	-1.10%	1,358,160	1,829,300	- In 9M, the number of newly launched apartments in Hanoi decreased by 61% year on year.
TCH	20,900	-1.42%	-2.56%	22,015,390	25,353,790	
KDH	24,250	-1.42%	-0.41%	913,180	888,840	
ROS	2,400	-0.83%	11.11%	30,256,040	37,045,390	
GAS	74,600	0.67%	3.04%	1,310,910	2,065,170	- POW: T&T Group 'shook hands' PV Power proposed to build a 3.5 billion USD gas power project in Ha Tinh
POW	10,500	-0.47%	1.94%	13,786,860	12,785,890	
PLX	49,800	-0.20%	-1.97%	356,640	371,940	
VIC	92,300	-0.22%	-0.22%	691,050	406,360	
VHM	76,600	-0.26%	-0.65%	1,857,700	2,729,990	
VRE	27,650	-0.54%	-0.18%	2,212,240	5,762,300	
VNM	106,900	-1.02%	-2.20%	2,148,220	2,515,810	- SBT: SBT will spend 293 billion dong to pay cash dividend for the year 2018-2019 at the rate of 5%, equivalent to 500 dong/share
SAB	188,000	-1.05%	1.90%	76,440	183,080	
MSN	63,900	3.23%	16.39%	6,081,200	7,631,840	
SBT	16,350	-1.21%	3.48%	4,661,490	5,511,810	
VJC	104,000	0.00%	-1.42%	525,350	577,210	- HPG: HPG topped the list of net buying of foreign investors on HoSE with the value of 60.7 billion VND yesterday, although the session on October 8 was the 11th consecutive net selling session of foreign investors.
FPT	51,100	1.39%	0.59%	4,959,770	6,224,320	
MWG	109,500	1.77%	4.29%	1,512,970	1,476,050	
PNJ	62,800	2.78%	1.78%	2,244,420	3,156,650	
REE	41,450	0.24%	-0.84%	742,920	648,370	
SSI	17,850	0.00%	0.28%	7,176,890	9,189,180	
HPG	28,100	1.08%	4.07%	31,887,140	30,948,640	

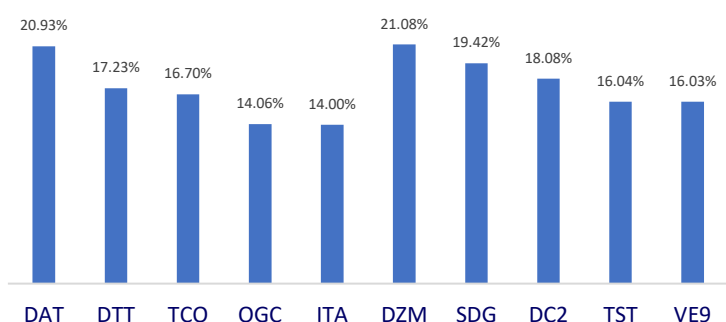
Top most traded tickers (Volume - in million)



Foreign net flow 10 nearest sessions (Billion VND)



Top increases in 3 consecutive sessions



Top decreases in 3 consecutive sessions

