

GLOBAL MARKET	1D	YTD	YTD
DJI	28,586.90	0.57%	0.17%
S&P500	3,477.13	0.88%	7.63%
NASDAQ	11,579.94	1.39%	29.06%
VIX	25.00	-5.16%	
FTSE 100	6,016.65	0.65%	-20.23%
DAX	13,051.23	0.07%	-1.49%
CAC40	4,946.81	0.71%	-17.25%
Nikkei	23,619.69	-0.12%	-0.16%
Shanghai	3,272.08	1.68%	6.11%
Kospi	2,391.96	0.00%	8.84%
Hang Seng	24,119.13	-0.31%	-15.23%
STI (Singapore)	2,532.96	-0.40%	-21.41%
SET (Thailand)	1,267.14	-0.60%	-20.70%
Crude oil (\$/barrel)	40.16	-2.60%	-33.89%
Gold (\$/ounce)	1,930.60	1.17%	27.21%

- The US stock market on October 9 all went up, closed a relatively positive week of major indices. Investors continue to hope that President Donald Trump and the Democratic Party can soon agree on a large-scale economic support package. The Dow Jones industrial average rose 161 points, or 0.6%, to close at 28,587 points. The S&P 500 and Nasdaq Composite also edged up 0.9 percent and 1.4 percent, respectively.

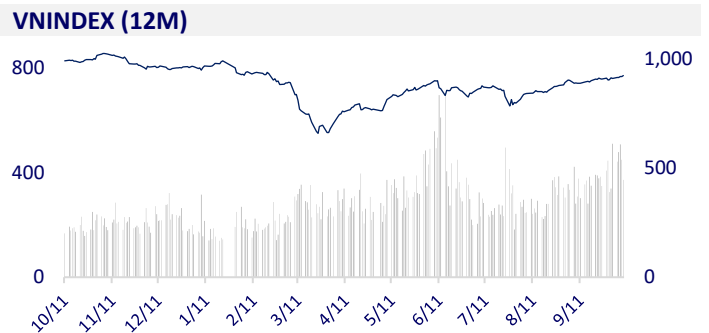
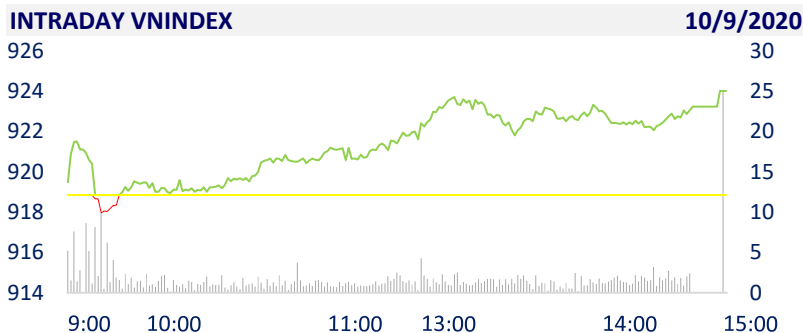
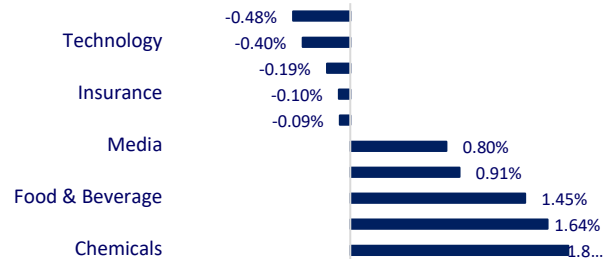
VIETNAM ECONOMY	1D (bps)	YTD (bps)
Vnibor	0.10%	0
Deposit interest 12M	6.00%	0
5 year-Gov. Bond	1.33%	14
10 year-Gov. Bond	2.20%	-15
USD/VND	23,270	-0.05%
EUR/VND	28,187	0.40%
CNY/VND	3,497	1.36%

- After the State Bank's decision to reduce the ceiling interest rate for less than 6-month terms to 4% / year, more commercial banks have joined the wave of lowering deposit rates.

VIETNAM STOCK MARKET	1D	YTD
VN-INDEX	924.00	0.56%
VN30	874.53	0.54%
HNX	136.91	0.96%
UPCOM	64.01	0.76%
Net Foreign buy (B)	-35.33	
Total trading value (B)	8,723.17	-4.62%

- Foreign investors remained net sellers on HSX and UPCoM while net bought on HNX. For the whole market, foreign investors bought 60.7 million shares, worth 1,429 billion VND, while sold 63 million shares, worth 1,470 billion VND.

ETF & DERIVATIVES	1D	YTD
FUESSV50	12,800	0.79%
E1VFN30	14,630	0.21%
VN30F2103	864	0.07%
VN30F2012	867	0.32%
VN30F2011	869	0.14%
VN30F2010	872	0.33%

CHANGE IN PRICE BY SECTOR

EVENT CALENDER

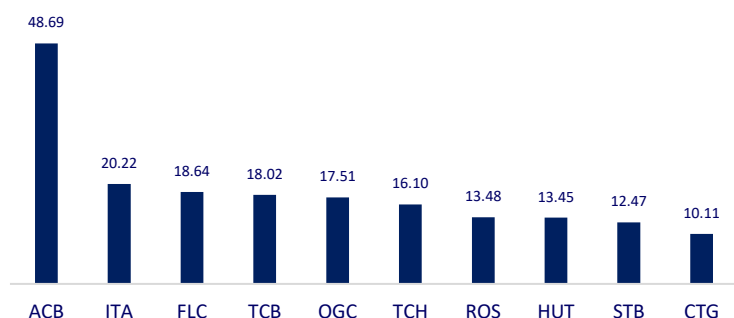
Ticker	Ex-right Date	Last register Date	Exercise Date	Type	Rate	Value
CCL	10/14/2020	10/15/2020	12/25/2020	Cash		800
TXM	10/14/2020	10/15/2020	11/11/2020	Cash		150
HCC	10/15/2020	10/16/2020	10/30/2020	Cash		1,900
SLS	10/19/2020	10/20/2020	11/10/2020	Cash		7,000
SMC	10/20/2020	10/21/2020	10/30/2020	Cash		500
DHA	10/21/2020	10/22/2020	11/12/2020	Cash		1,500
CII	10/22/2020	10/23/2020	11/30/2020	Cash		1,000

SELECTED NEWS

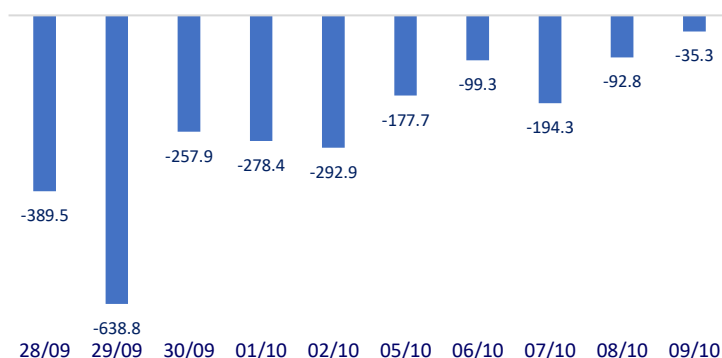
- EU-ABC: 72% of EU enterprises in Vietnam plan to expand their operations
- More banks reduce deposit interest rates below 4% / year
- 323 million USD worth of goods imported from the EU in the first month of EVFTA effect
- IMF and World Bank will begin to resolve the global recession
- USA: The White House proposes an economic bailout package worth \$ 1,800 billion
- IMF recommends that countries should not withdraw support packages early, pay attention to public debt and apply flexible fiscal policies so that the

	Close	1D	5D	Buying vol.	Selling vol.	Content
VCB	84,800	0.00%	0.95%	842,510	1,069,820	- MBB: From October 14 to November 12, 2020, Japan Asia MB Capital investment fund (JAMBF) managed by MB Capital plans to sell all 1.6 million MBB shares, accounting for 0.06% of capital at Military Commercial Joint Stock Bank. (MBB), for portfolio restructuring
BID	40,350	-0.12%	-0.74%	1,808,380	2,165,020	
CTG	27,650	1.84%	2.60%	19,466,460	17,914,920	
TCB	21,350	0.00%	-5.32%	20,850,630	17,078,960	
VPB	23,400	-0.21%	-1.06%	7,151,910	6,262,750	
MBB	17,550	-0.57%	1.67%	7,480,080	10,165,520	
HDB	24,500	0.00%	-0.81%	2,287,460	2,531,090	- TCH: TCH exceeded the annual sales target after 6 months, increasing the dividend rate to 20%
EIB	17,150	0.00%	0.88%	858,020	630,100	
STB	13,550	0.00%	0.74%	25,898,280	28,182,860	
NVL	62,600	-0.63%	-1.42%	2,777,180	2,512,890	- This morning, the US WTI crude oil was estimated to have increased by more than 1% to 40.60 USD / barrel.
TCH	21,300	1.91%	-1.39%	29,255,370	25,322,830	
KDH	24,250	0.00%	0.00%	1,107,120	800,110	
ROS	2,290	-4.58%	6.02%	24,783,450	30,654,130	
GAS	74,300	-0.40%	3.34%	803,780	1,260,100	- VHM: Temasek - The leading investment fund in the region with billions of dollars poured into VinHomes, VNG and Vietnam's real estate market
POW	10,550	0.48%	-0.47%	9,189,910	11,080,700	
PLX	49,750	-0.10%	-1.68%	325,810	427,810	
VIC	93,600	1.41%	-0.43%	679,590	772,540	-
VHM	77,000	0.52%	1.45%	2,292,090	3,213,510	
VRE	27,650	0.00%	1.28%	3,712,540	5,155,270	
VNM	106,700	-0.19%	-1.20%	2,160,760	2,133,540	- HPG: HPG continued to top the list of net buying of foreign investors on HoSE with the value of 34 billion VND in the session on Friday 09/10/2020
SAB	193,000	2.66%	4.61%	207,980	276,620	
MSN	68,100	6.57%	25.88%	7,543,060	7,444,560	
SBT	16,550	1.22%	2.16%	8,239,500	8,679,660	
VJC	104,400	0.38%	-0.48%	474,910	581,940	
FPT	50,800	-0.59%	0.99%	2,298,650	2,811,960	
MWG	109,000	-0.46%	4.81%	1,121,420	1,099,270	
PNJ	63,200	0.64%	3.61%	1,468,850	1,902,620	
REE	42,000	1.33%	4.61%	863,040	861,160	
SSI	18,000	0.84%	1.41%	6,512,320	7,700,310	
HPG	28,500	1.42%	6.74%	20,674,530	23,261,580	

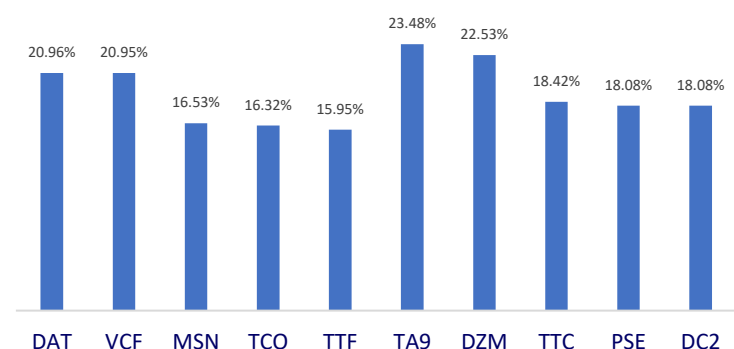
Top most traded tickers (Volume - in million)



Foreign net flow 10 nearest sessions (Billion VND)



Top increases in 3 consecutive sessions



Top decreases in 3 consecutive sessions

