

GLOBAL MARKET	1D	YTD	YTD
DJI	28,514.00	-0.58%	-0.09%
S&P500	3,488.67	-0.66%	7.98%
NASDAQ	11,768.73	-0.80%	31.16%
VIX	26.40	1.27%	
FTSE 100	5,935.06	-0.58%	-21.31%
DAX	13,028.06	0.07%	-1.67%
CAC40	4,941.66	-0.12%	-17.34%
Nikkei	23,626.73	0.11%	-0.13%
Shanghai	3,340.78	-0.56%	8.33%
Kospi	2,380.48	-0.94%	8.32%
Hang Seng	24,667.09	0.28%	-13.30%
STI (Singapore)	2,555.59	-0.47%	-20.71%
SET (Thailand)	1,263.99	-0.74%	-20.89%
Crude oil (\$/barrel)	41.12	2.21%	-32.31%
Gold (\$/ounce)	1,899.60	0.34%	25.16%

- US stocks fell for a second consecutive session on Wednesday (October 14), after comments from US Treasury Secretary Steven Mnuchin reduced expectations of an economic stimulus deal. presidential election on November 3, 2020. At the end of trading on Wednesday, the Dow Jones dropped 165.81 points (0.6%) to 28,514 points. The S&P 500 index retreated 0.7% to 3,488.67 and the Nasdaq Composite lost 0.8% to 11,768.73.

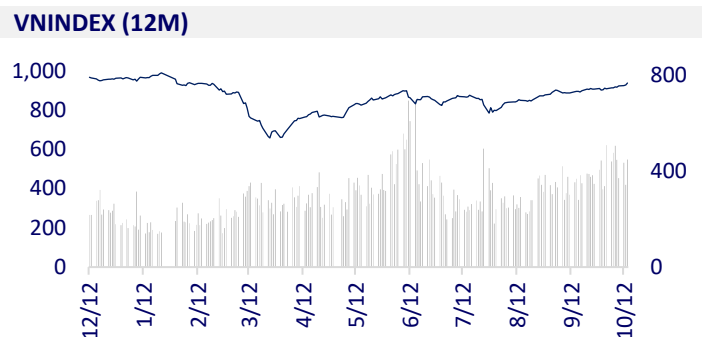
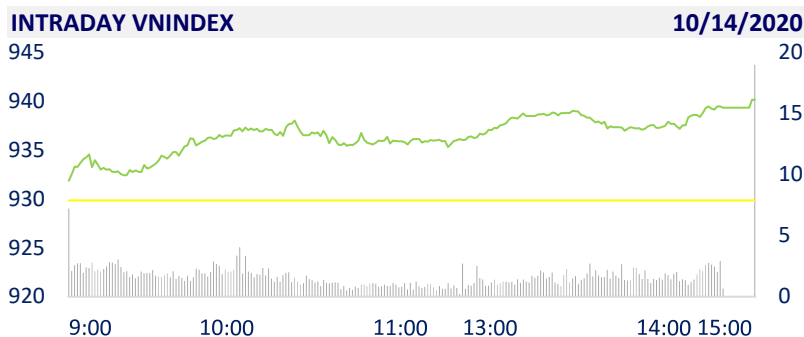
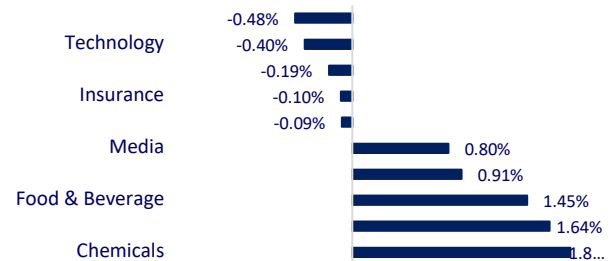
VIETNAM ECONOMY	1D (bps)	YTD (bps)
Vnibor	0.10%	0
Deposit interest 12M	5.80%	0
5 year-Gov. Bond	1.46%	0
10 year-Gov. Bond	2.52%	0
USD/VND	23,269	0.00%
EUR/VND	28,023	0.02%
CNY/VND	3,486	0.46%

- Uncertain quantitative easing in Vietnam: In order to support Covid-19's affected economy, from the beginning of the year until now, the State Bank has reduced the operating interest rates from 1.5 to 2 percentage points/year. However, to perform quantitative easing requires special circumstances and certain conditions.

VIETNAM STOCK MARKET	1D	YTD
VN-INDEX	940.18	1.11%
VN30	892.15	1.57%
HNX	137.49	0.98%
UPCOM	63.13	-0.47%
Net Foreign buy (B)	-24.61	
Total trading value (B)	15,269.71	109.40%

- Foreigners on the HSX were net sellers for 15 consecutive sessions with a total value of 3,600 billion dong. MSN and TCB are the two leading stocks in terms of net selling value of foreign investors with value up to VND 200.7 billion and VND 134 billion respectively.

ETF & DERIVATIVES	1D	YTD
FUESSV50	13,100	1.55%
E1VFN30	14,950	1.70%
VN30F2103	883	1.63%
VN30F2012	888	1.70%
VN30F2011	889	1.54%
VN30F2010	895	2.10%

CHANGE IN PRICE BY SECTOR

EVENT CALENDER

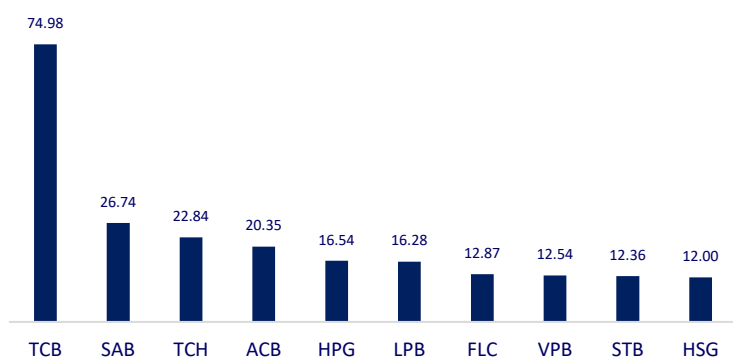
Ticker	Ex-right Date	Last register Date	Exercise Date	Type	Rate	Value
HCC	10/15/2020	10/16/2020	10/30/2020	Cash		1,900
LS	10/19/2020	10/20/2020	11/10/2020	Cash		7,000
SMC	10/20/2020	10/21/2020	10/30/2020	Cash		500
DHA	10/21/2020	10/22/2020	11/12/2020	Cash		1,500
D11	10/22/2020	10/23/2020	11/4/2020	Cash		1,200
HDB	10/22/2020	10/23/2020	11/24/2020	Cash		1,000
CMP	10/23/2020	10/26/2020	11/6/2020	Cash		430

SELECTED NEWS

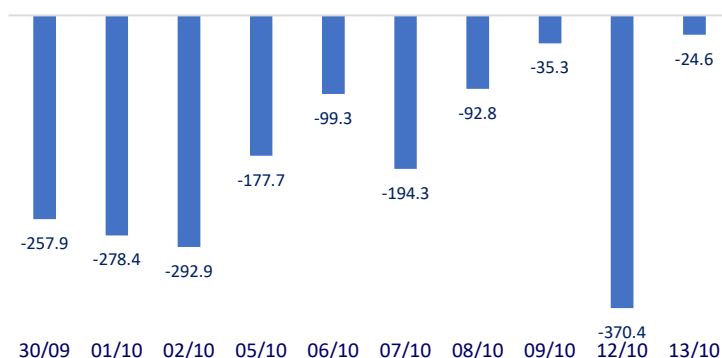
- 7 projects in industry and trade with overdue debts of 4,349 billion VND at VDB
- After COVID-19, corporate confidence declined
- IMF: Vietnam is in the rare group of positive economies with positive growth in 2020
- Japan "race" to test cryptocurrencies
- China: Ant Group's IPO plan to raise nearly 9 billion USD
- IMF: The stock market may drop sharply in the next few months

	Close	1D	5D	Buying vol.	Selling vol.	Content	
VCB	88,200	1.97%	3.76%	1,851,220	2,429,780	- TCB: Techcombank prepares to issue 4.76 million ESOP shares, no transfer limit. Issuing price of ESOP shares is 10,000 VND/share. After the successful issuance, Techcombank's capital will increase from VND 35,001 billion to VND 35,049 billion	
BID	42,900	4.00%	6.06%	11,220,990	10,531,100		
CTG	30,000	-1.80%	11.11%	13,229,870	15,621,770		
TCB	22,850	6.78%	4.82%	78,353,550	56,184,590		
VPB	24,000	2.56%	1.05%	17,177,560	19,283,550		
MBB	17,650	0.86%	0.28%	9,631,950	12,763,400		
HDB	24,250	1.04%	-1.82%	3,187,450	2,741,400		
EIB	17,400	0.00%	-0.29%	995,070	1,419,590		
STB	13,500	0.37%	-1.46%	22,620,640	31,993,660		
NVL	62,000	0.00%	-1.74%	1,898,810	2,407,980		-
TCH	21,100	0.72%	-0.47%	41,904,380	33,444,270	- POW: Revenue in first 9 months of 2020 were estimated at nearly 21,790 billion VND, down 17% over the same period last year (9 months of 2019 reached 26,240 billion), completing 64.4%	
KDH	24,000	0.63%	-2.44%	709,110	411,810		
ROS	2,270	-1.73%	-6.20%	15,676,740	19,026,810		
GAS	75,200	0.27%	1.48%	1,834,500	2,609,640		
POW	10,200	-0.49%	-3.32%	16,501,260	13,257,460		
PLX	49,500	0.30%	-0.80%	902,180	875,040		
VIC	95,000	0.96%	2.70%	768,780	726,620		-
VHM	78,500	0.51%	2.21%	2,641,790	4,696,330		
VRE	27,350	0.55%	-1.62%	3,411,060	4,301,890		
VNM	107,400	0.28%	-0.56%	4,299,220	2,417,960		- SAB: Over 26.6 million SAB shares were put through for negotiation at the price of 184,000 dong/share. The total trading value was about 4,897.6 billion dong
SAB	190,000	3.26%	0.00%	438,420	341,830	- FPT: Vietnam Holding Limited transferred ownership of 630,000 FPT shares to Utilico Emerging Markets trust PLC and transferred 552,920 FPT shares to Macquarie Bank Limited. The total number of FPT shares transferred by Vietnam Holding is 1,182,920 shares.	
MSN	80,000	6.95%	29.24%	6,838,340	6,457,660		
SBT	15,900	-2.75%	-3.93%	4,522,180	6,290,260		
VJC	104,600	-0.38%	0.58%	392,860	454,910		
FPT	51,000	0.59%	1.19%	3,991,760	4,789,000		
MWG	109,000	2.64%	1.30%	2,024,520	1,741,570		
PNJ	62,900	0.64%	2.95%	1,192,990	1,349,590		
REE	41,100	-1.32%	-0.60%	1,044,150	812,870		
SSI	18,100	3.13%	1.40%	10,178,850	8,562,710		
HPG	28,350	1.25%	1.98%	23,318,650	23,619,390		

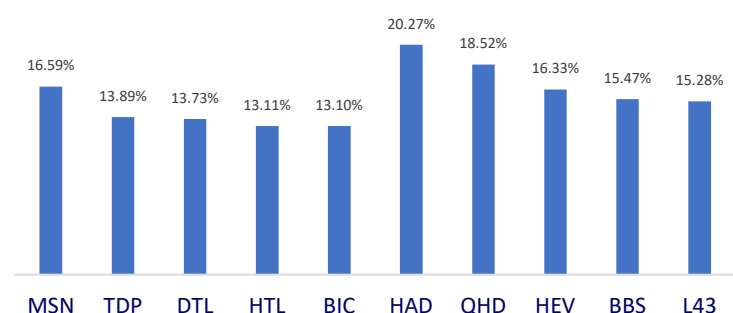
Top most traded tickers (Volume - in million)



Foreign net flow 10 nearest sessions (Billion VND)



Top increases in 3 consecutive sessions



Top decreases in 3 consecutive sessions

