

GLOBAL MARKET	1D	YTD	YTD
DJI	28,195.42	-1.44%	-1.20%
S&P500	3,426.92	-1.63%	6.07%
NASDAQ	11,478.88	-1.65%	27.93%
VIX	29.18	6.46%	
FTSE 100	5,884.65	-0.59%	-21.98%
DAX	12,854.66	-0.42%	-2.98%
CAC40	4,929.27	-0.13%	-17.54%
Nikkei	23,671.13	1.11%	0.06%
Shanghai	3,312.67	-0.71%	7.42%
Kospi	2,346.74	0.22%	6.78%
Hang Seng	24,542.26	0.64%	-13.74%
STI (Singapore)	2,543.57	0.42%	-21.08%
SET (Thailand)	1,208.75	-2.02%	-24.35%
Crude oil (\$/barrel)	40.95	-0.46%	-32.59%
Gold (\$/ounce)	1,905.05	0.22%	25.52%

- Concerned about the deadline of the stimulus package, Wall Street plunged, Dow Jones lost more than 400 points. The Dow Jones industrial average closed below 410.89 points, or 1.4%, at 28,195.42 points. At the beginning of the session, the index consisting of 30 stocks rose more than 100 points. The S&P 500 lost 1.6% to close at 3,426.92 points and the Nasdaq Composite fell 1.7% to 11,478.88

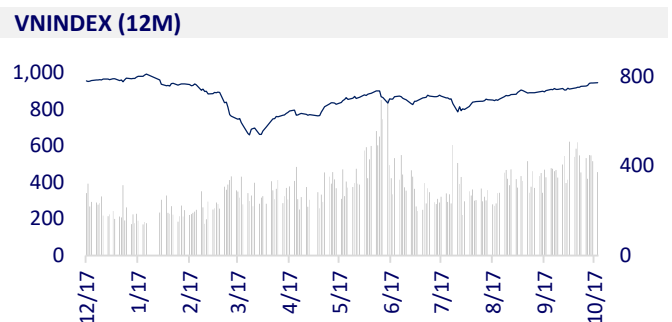
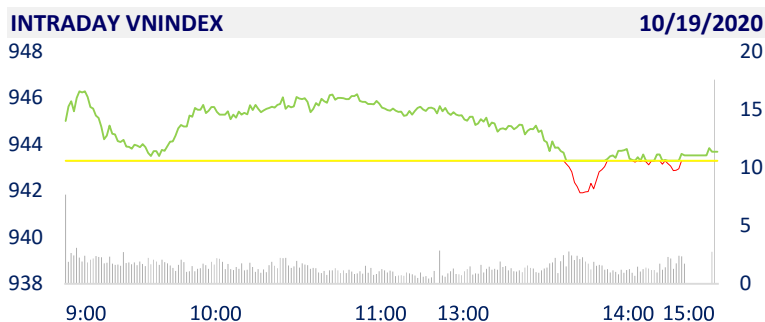
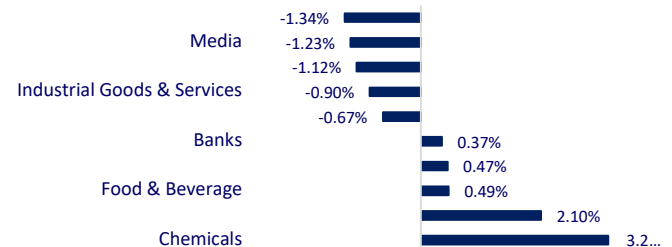
VIETNAM ECONOMY		1D (bps)	YTD (bps)
Vnibor	0.10%	0	-133
Deposit interest 12M	5.80%	0	-70
5 year-Gov. Bond	1.48%	0	-251
10 year-Gov. Bond	2.32%	-2	-238
USD/VND	23,269	0.00%	0.17%
EUR/VND	27,989	0.44%	5.22%
CNY/VND	3,503	0.23%	3.15%

- The central exchange rate between VND (VND) and USD (USD) on October 19 was announced by the State Bank at 23,196 VND /USD, down 5 VND compared to the end of last week.

VIETNAM STOCK MARKET		1D	YTD
VN-INDEX	943.69	0.04%	-1.80%
VN30	901.47	-0.01%	2.55%
HNX	140.88	0.76%	37.43%
UPCOM	63.95	0.16%	13.09%
Net Foreign buy (B)	-422.54		
Total trading value (B)	8,956.69	-13.00%	155.91%

- Foreign investors net sold over 422 billion dong on HOSE and slightly net bought on HNX. Net selling focused on CTG, MSN and VPB shares on HOSE. NTP and SHS were the stocks to be bought the most on the HNX.

ETF & DERIVATIVES		1D	YTD
FUESSV50	13,200	0.00%	4.35%
E1VFN30	15,140	0.26%	2.57%
VN30F2106	892	1.00%	0.00%
VN30F2103	889	0.00%	0.00%
VN30F2012	899	1.14%	0.00%
VN30F2011	903	0.93%	0.00%

**CHANGE IN PRICE BY SECTOR**

**EVENT CALENDER**

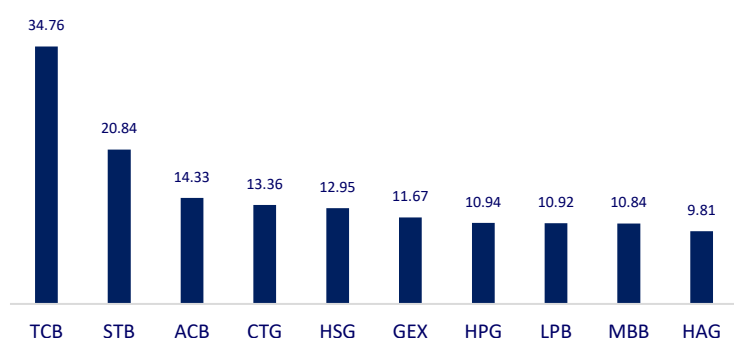
Ticker	Ex-right Date	Last register Date	Exercise Date	Type	Rate	Value
SMC	10/20/2020	10/21/2020	10/30/2020	Cash		500
DHA	10/21/2020	10/22/2020	11/12/2020	Cash		1,500
D11	10/22/2020	10/23/2020	11/4/2020	Cash		1,200
HD8	10/22/2020	10/23/2020	11/24/2020	Cash		1,000
CMP	10/23/2020	10/26/2020	11/6/2020	Cash		430
C21	10/23/2020	10/26/2020	11/10/2020	Cash		500
TNG	10/26/2020	10/27/2020	11/12/2020	Cash		400

## SELECTED NEWS

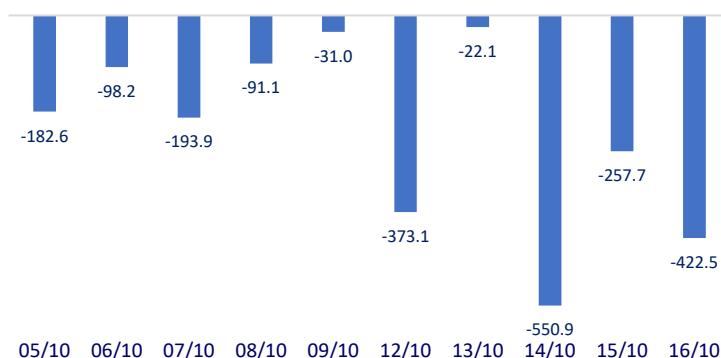
- FDI is still flowing strongly into real estate
- Center rate on October 19 morning decreased by 5 dong
- As of September 30, Ho Chi Minh City disbursed nearly 23,000 billion dong of public investment
- China narrows the gap with the US in terms of power rankings in Asia
- The UK prepares for the possibility of not reaching a trade agreement with the EU
- Bloomberg: Continuing a strong recovery in the third quarter, China plays an increasingly important role in boosting the global economy.

	Close	1D	5D	Buying vol.	Selling vol.	Content
VCB	87,500	-0.79%	1.86%	1,474,290	1,618,430	- Many banks have lowered the 12-month savings interest rate to below 6% / year, the lowest level in many years. However, lending rates at banks have not decreased correspondingly
BID	41,900	-0.71%	2.32%	4,441,760	4,847,450	
CTG	32,150	3.21%	10.48%	17,062,570	16,917,370	
TCB	23,000	1.55%	8.49%	42,936,890	41,798,450	
VPB	24,450	-0.61%	4.49%	10,453,930	15,277,430	
MBB	18,250	2.24%	3.99%	21,061,060	17,978,060	
HDB	24,750	-0.20%	1.64%	2,430,870	2,787,510	
EIB	17,200	-0.86%	0.00%	708,110	493,750	
STB	14,100	2.55%	6.02%	46,464,340	42,715,040	
NVL	62,600	0.48%	0.16%	1,990,170	2,815,670	
TCH	20,600	-2.37%	-1.44%	14,388,330	22,726,840	
KDH	23,700	-0.21%	-1.66%	1,127,530	1,092,480	
ROS	2,230	0.90%	-3.88%	13,648,870	9,789,710	- Crude futures contracts fell slightly as much support cannot be found in OPEC + reiterating its commitment to cut production.
GAS	74,000	-1.86%	-1.33%	1,845,710	2,125,150	
POW	10,150	-1.46%	-1.93%	11,171,350	14,396,720	
PLX	49,350	-1.20%	0.00%	897,790	998,580	-
VIC	97,700	0.10%	4.05%	521,420	755,550	
VHM	76,100	-1.17%	-1.81%	4,157,120	4,126,510	
VRE	27,350	-0.55%	0.92%	3,409,270	4,888,980	- SBT: profit plan of 662 billion dong for the fiscal year 2020-2021, submitting a private placement plan to increase capital up to 20%
VNM	107,700	0.28%	0.65%	2,190,320	3,404,080	
SAB	187,700	-0.42%	-0.21%	196,490	276,260	
MSN	82,000	2.50%	16.81%	4,002,630	3,999,700	- SSI: SSI parent company reported Q3 profit of over 332 billion dong, up 31%
SBT	16,450	2.81%	1.54%	6,290,370	5,555,820	
VJC	104,500	-0.48%	-0.48%	426,310	578,580	
FPT	53,300	0.19%	4.72%	4,419,020	4,783,130	
MWG	106,800	-0.10%	0.74%	970,840	979,430	
PNJ	67,500	-0.88%	8.87%	1,278,900	1,869,850	
REE	41,600	0.00%	-0.24%	485,090	404,570	
SSI	18,350	1.10%	2.80%	14,556,860	17,469,810	
HPG	28,900	-0.69%	2.30%	17,428,710	21,280,320	

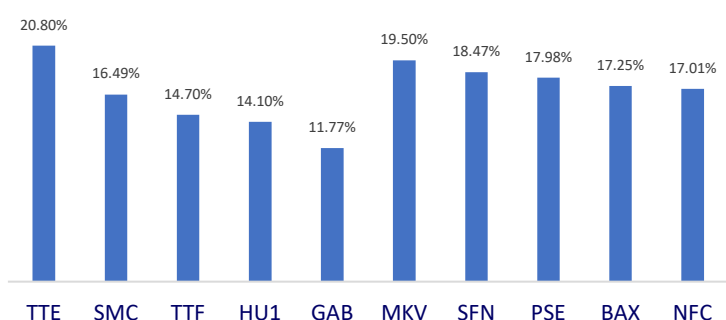
Top most traded tickers (Volume - in million)



Foreign net flow 10 nearest sessions (Billion VND)



Top increases in 3 consecutive sessions



Top decreases in 3 consecutive sessions

