

| THỊ TRƯỜNG THẾ GIỚI |           | 1D     | YTD     |
|---------------------|-----------|--------|---------|
| DJI                 | 28,308.79 | 0.40%  | -0.80%  |
| S&P500              | 3,443.12  | 0.47%  | 6.57%   |
| NASDAQ              | 11,516.49 | 0.33%  | 28.35%  |
| VIX                 | 29.35     | 0.58%  |         |
| FTSE 100            | 5,889.22  | 0.08%  | -21.92% |
| DAX                 | 12,736.95 | -0.92% | -3.86%  |
| CAC40               | 4,929.28  | 0.00%  | -17.54% |
| Nikkei              | 23,567.04 | -0.44% | -0.38%  |
| Shanghai            | 3,328.10  | 0.47%  | 7.92%   |
| Kospi               | 2,358.41  | 0.50%  | 7.31%   |
| Hang Seng           | 24,569.54 | 0.11%  | -13.64% |
| STI (Singapore)     | 2,528.64  | -0.59% | -21.54% |
| SET (Thái Lan)      | 1,210.67  | 0.16%  | -24.23% |
| Dầu thô (\$/thùng)  | 41.42     | 1.15%  | -31.82% |
| Vàng (\$/ounce)     | 1,918.95  | 0.73%  | 26.44%  |

- Lạc quan vào gói hỗ trợ kinh tế tiếp theo, Phố Wall tăng điểm Dow Jones tăng 113,37 điểm, tương đương 0,4%, lên 28.308,79 điểm. S&P 500 tăng 16,2 điểm, tương đương 0,47%, lên 3.443,12 điểm. Nasdaq tăng 37,51 điểm, tương đương 0,33%, lên 11.516,49 điểm.

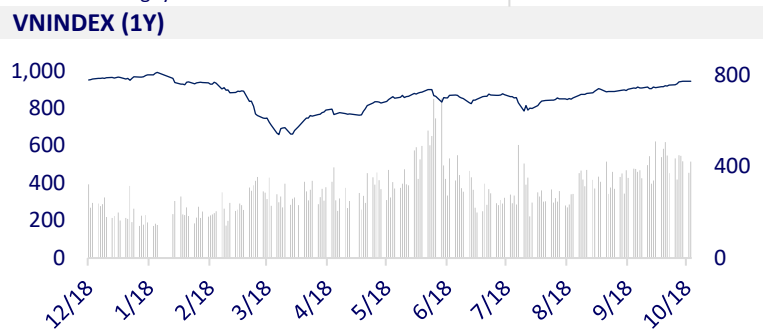
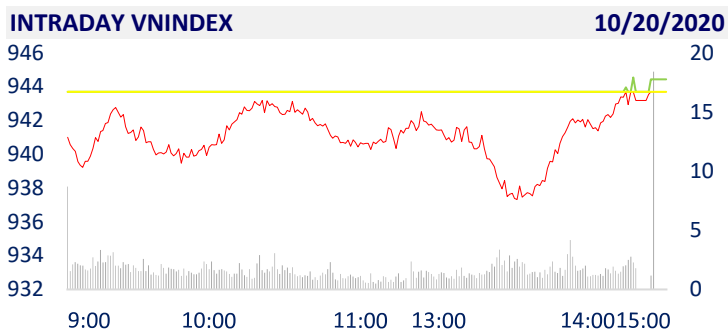
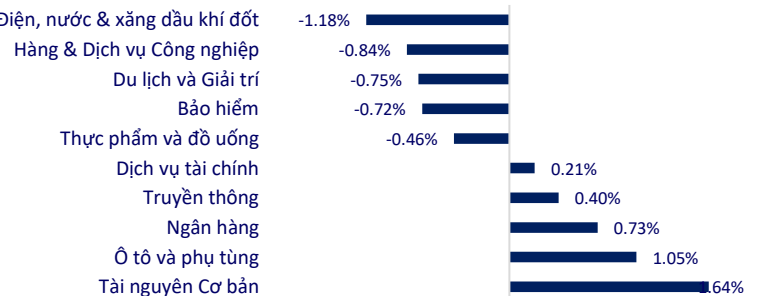
| KINH TẾ VĨ MÔ          |        | 1D (bps) | YTD (bps) |
|------------------------|--------|----------|-----------|
| Lãi suất liên NH       | 0.10%  | 0        | -133      |
| Lãi suất tiết kiệm 12T | 5.80%  | 0        | -70       |
| TPCP - 5 năm           | 1.31%  | -17      | -268      |
| TPCP - 10 năm          | 2.54%  | 22       | -216      |
| USD/VND                | 23,273 | 0.02%    | 0.19%     |
| EUR/VND                | 28,136 | 0.53%    | 5.77%     |
| CNY/VND                | 3,506  | 0.09%    | 3.24%     |

- Mức lãi suất cho vay qua đêm trên thị trường liên ngân hàng tại Việt Nam đang xấp xỉ lãi suất cho vay qua đêm tại Mỹ (hiện là 0,8%). Thậm chí, trong tháng 10, có thời điểm lãi suất cho vay qua đêm tại Việt Nam thấp hơn cả tại thị trường Mỹ

| TTCK VIỆT NAM          |           | 1D     | YTD     |
|------------------------|-----------|--------|---------|
| VN-INDEX               | 944.42    | 0.08%  | -1.72%  |
| VN30                   | 909.49    | 0.89%  | 3.46%   |
| HNX                    | 140.33    | -0.39% | 36.89%  |
| UPCOM                  | 63.71     | -0.38% | 12.66%  |
| GT mua ròng NĐTNN (tỷ) | -899.72   |        |         |
| Tổng GTGD (tỷ)         | 10,204.54 | 13.93% | 191.56% |

- Giao dịch khối ngoại diễn ra không mấy tích cực khi họ bán ròng gần 900 tỷ đồng trên toàn thị trường. Lực bán của khối ngoại tập trung vào DIG (-538,8 tỷ đồng), MSN (-282 tỷ đồng), VPB, VHM (-67 tỷ đồng)...

| ETF & PHÁI SINH |        | 1D    | YTD   |
|-----------------|--------|-------|-------|
| FUESSV50        | 13,200 | 0.00% | 4.35% |
| E1VFN30         | 15,300 | 1.06% | 3.66% |
| VN30F2106       | 902.0  | 1.08% |       |
| VN30F2103       | 889.4  | 0.00% |       |
| VN30F2012       | 907.1  | 0.89% |       |
| VN30F2011       | 911.2  | 0.86% |       |

**THAY ĐỔI GIÁ TẠI CÁC NGÀNH**

**LỊCH SỰ KIỆN**

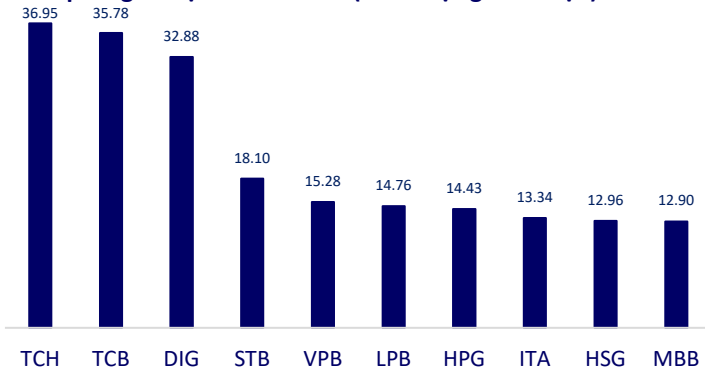
| Mã  | GDKHQ      | Ngày ĐKCC  | Ngày thực hiện | Loại     | Tỉ lệ | Giá trị |
|-----|------------|------------|----------------|----------|-------|---------|
| DHA | 10/21/2020 | 10/22/2020 | 11/12/2020     | Tiền mặt |       | 1,500   |
| D11 | 10/22/2020 | 10/23/2020 | 11/4/2020      | Tiền mặt |       | 1,200   |
| HD8 | 10/22/2020 | 10/23/2020 | 11/24/2020     | Tiền mặt |       | 1,000   |
| CMP | 10/23/2020 | 10/26/2020 | 11/6/2020      | Tiền mặt |       | 430     |
| C21 | 10/23/2020 | 10/26/2020 | 11/10/2020     | Tiền mặt |       | 500     |
| TNG | 10/26/2020 | 10/27/2020 | 11/12/2020     | Tiền mặt |       | 400     |
| ASP | 10/26/2020 | 10/27/2020 | 11/13/2020     | Tiền mặt |       | 500     |

## TIN TỨC CHỌN LỌC

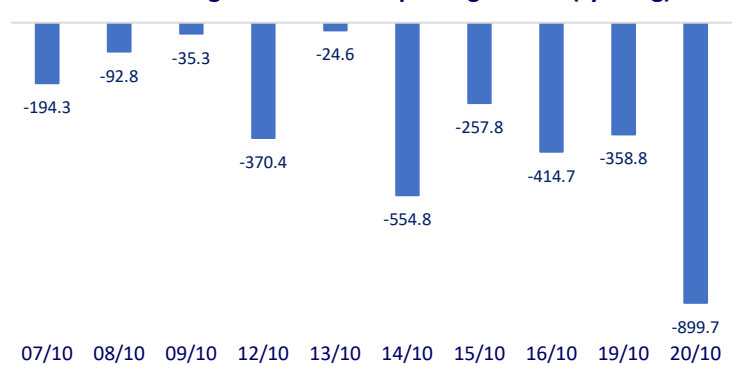
- Việt Nam, Nhật Bản trao đổi 12 văn kiện hợp tác trị giá gần 4 tỷ USD
- Thủ tướng: Phấn đấu mức cao nhất để đạt mục tiêu GDP năm 2021 tăng 6%
- Đóng góp khu vực tư nhân vào nền kinh tế năm 2020 không đạt mục tiêu
- Nhiều người Mỹ sẽ tiếp tục thất nghiệp dù ai lên làm tổng thống
- Trung Quốc giữ nguyên lãi suất cho vay, chứng khoán châu Á giảm
- GDP Trung Quốc quý III không đạt kỳ vọng

|     | Đóng cửa | 1D     | 5D     | KL mua     | KL bán     | Nội dung  |
|-----|----------|--------|--------|------------|------------|---|
| VCB | 87,700   | 0.23%  | 1.39%  | 1,504,630  | 1,525,130  | - VPB: VPBank lãi trước thuế gần 9.400 tỷ đồng trong 9 tháng, đạt 92% kế hoạch cả năm   |
| BID | 42,000   | 0.24%  | 1.82%  | 4,046,060  | 3,319,040  |   |
| CTG | 32,100   | -0.16% | 5.07%  | 18,107,900 | 16,754,100 |   |
| TCB | 23,900   | 3.91%  | 11.68% | 57,967,330 | 52,779,430 |   |
| VPB | 24,800   | 1.43%  | 5.98%  | 20,461,500 | 22,051,720 |   |
| MBB | 18,700   | 2.47%  | 6.86%  | 17,662,800 | 16,845,160 |   |
| HDB | 25,300   | 2.22%  | 5.42%  | 4,482,550  | 3,869,910  |   |
| EIB | 17,500   | 1.74%  | 0.57%  | 1,207,640  | 915,540    |   |
| STB | 14,200   | 0.71%  | 5.58%  | 44,687,870 | 40,231,430 |   |
| NVL | 62,000   | -0.96% | 0.00%  | 2,162,400  | 2,705,790  |   |
| TCH | 20,900   | 1.46%  | -0.24% | 59,415,970 | 62,279,870 |   |
| KDH | 23,900   | 0.84%  | 0.21%  | 1,538,220  | 1,387,770  |   |
| ROS | 2,300    | 3.14%  | -0.43% | 16,438,230 | 14,204,250 | - POW: ngày 19/10/2020, tổ hợp nhà đầu tư bao gồm PV Power, Colavi, Tokyo Gas và Marubeni đã ký Biên bản ghi nhớ về việc phát triển Dự án LNG Quảng Ninh.             |
| GAS | 72,600   | -1.89% | -3.20% | 2,258,170  | 1,734,310  |   |
| POW | 10,200   | 0.49%  | -0.49% | 10,817,270 | 8,995,150  |   |
| PLX | 49,100   | -0.51% | -0.51% | 843,180    | 861,310    |   |
| VIC | 97,800   | 0.10%  | 3.93%  | 894,180    | 732,810    | - VIC: Vingroup chính thức chạy thử nghiệm xe buýt điện VinFast   |
| VHM | 76,200   | 0.13%  | -2.43% | 3,916,240  | 3,425,370  | - MSN: Bà Đào Minh Thu, vợ ông Nguyễn Thiệu Nam – Phó Tổng Giám đốc – đăng ký bán toàn bộ 150.000 (tỷ lệ 0,01%). Giao dịch dự kiến thực hiện từ 22/10 đến 20/11/2020. |
| VRE | 27,450   | 0.37%  | 0.92%  | 3,661,810  | 4,032,870  |   |
| VNM | 106,200  | -1.39% | -0.84% | 3,388,460  | 3,120,880  |   |
| SAB | 185,600  | -1.12% | 0.87%  | 299,460    | 248,220    |   |
| MSN | 83,700   | 2.07%  | 11.90% | 6,098,910  | 8,119,590  | -   |
| SBT | 16,300   | -0.91% | -0.31% | 4,198,710  | 5,422,280  |   |
| VJC | 104,500  | 0.00%  | -0.48% | 527,610    | 554,960    |   |
| FPT | 53,200   | -0.19% | 4.93%  | 3,088,950  | 3,113,050  |   |
| MWG | 106,800  | 0.00%  | 1.97%  | 1,422,470  | 1,366,590  |   |
| PNJ | 67,000   | -0.74% | 7.20%  | 1,605,750  | 1,579,640  |   |
| REE | 41,600   | 0.00%  | -0.12% | 732,790    | 485,640    |   |
| SSI | 18,200   | -0.82% | 3.70%  | 7,117,920  | 8,380,530  |   |
| HPG | 29,350   | 1.56%  | 4.82%  | 24,502,120 | 20,220,610 |   |

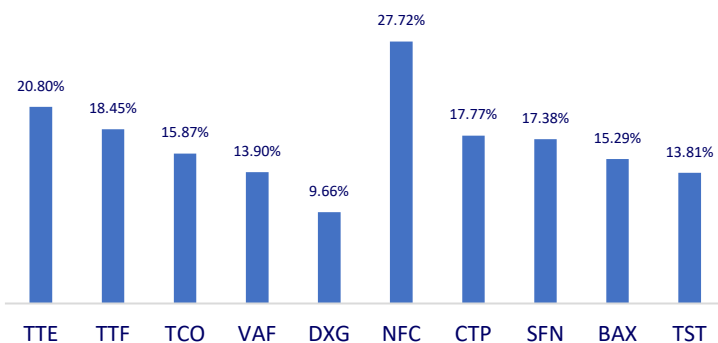
Top CP giao dịch nhiều nhất (khối lượng CP - triệu)



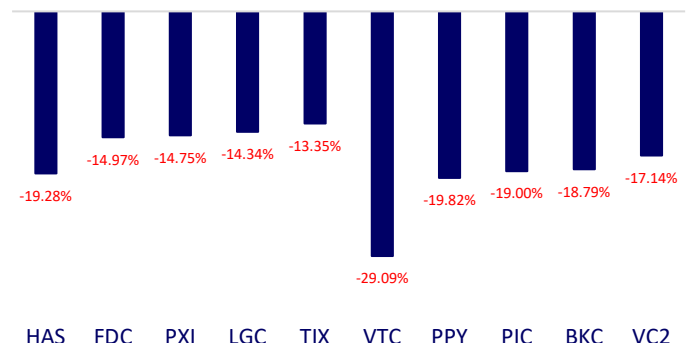
Dòng tiền NĐTNN 10 phiên gần nhất (tỷ đồng)



Top tăng 3 phiên liên tiếp



Top giảm 3 phiên liên tiếp



| GLOBAL MARKET         | 1D        | YTD    | YTD     |
|-----------------------|-----------|--------|---------|
| DJI                   | 28,308.79 | 0.40%  | -0.80%  |
| S&P500                | 3,443.12  | 0.47%  | 6.57%   |
| NASDAQ                | 11,516.49 | 0.33%  | 28.35%  |
| VIX                   | 29.35     | 0.58%  |         |
| FTSE 100              | 5,889.22  | 0.08%  | -21.92% |
| DAX                   | 12,736.95 | -0.92% | -3.86%  |
| CAC40                 | 4,929.28  | 0.00%  | -17.54% |
| Nikkei                | 23,567.04 | -0.44% | -0.38%  |
| Shanghai              | 3,328.10  | 0.47%  | 7.92%   |
| Kospi                 | 2,358.41  | 0.50%  | 7.31%   |
| Hang Seng             | 24,569.54 | 0.11%  | -13.64% |
| STI (Singapore)       | 2,528.64  | -0.59% | -21.54% |
| SET (Thailand)        | 1,210.67  | 0.16%  | -24.23% |
| Crude oil (\$/barrel) | 41.42     | 1.15%  | -31.82% |
| Gold (\$/ounce)       | 1,918.95  | 0.73%  | 26.44%  |

- Optimistic on the next economic support package, Wall Street increased: Dow Jones increased 113.37 points, or 0.4%, to 28,308.79 points. The S&P 500 increased 16.2 points, or 0.47%, to 3,443.12 points. The Nasdaq increased 37.51 points, or 0.33%, to 11,516.49 points.

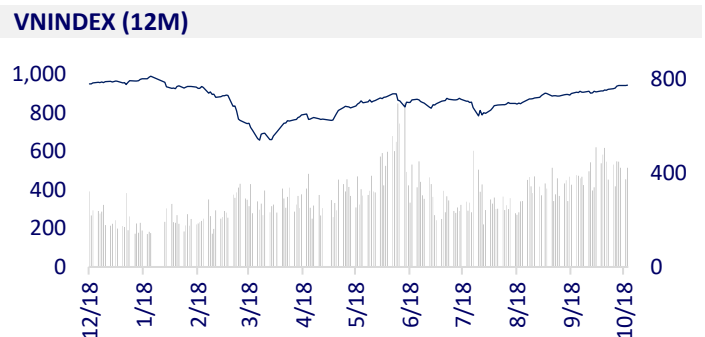
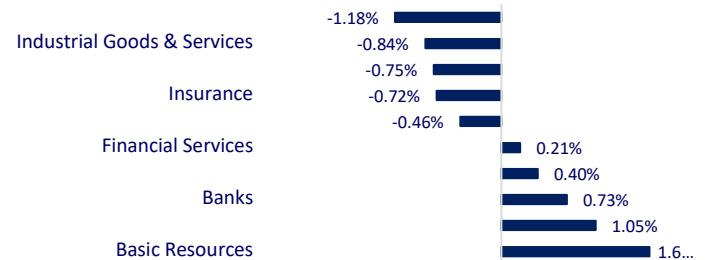
| VIETNAM ECONOMY      | 1D (bps) | YTD (bps) |
|----------------------|----------|-----------|
| Vnibor               | 0.10%    | 0         |
| Deposit interest 12M | 5.80%    | 0         |
| 5 year-Gov. Bond     | 1.31%    | -17       |
| 10 year-Gov. Bond    | 2.54%    | 22        |
| USD/VND              | 23,273   | 0.02%     |
| EUR/VND              | 28,136   | 0.53%     |
| CNY/VND              | 3,506    | 0.09%     |

- The overnight lending rate on the interbank market in Vietnam is roughly the same as that in the US (currently 0.8%). Even in October, there was a time when the overnight lending interest rate in Vietnam was lower than in the US market

| VIETNAM STOCK MARKET    | 1D        | YTD    |
|-------------------------|-----------|--------|
| VN-INDEX                | 944.42    | 0.08%  |
| VN30                    | 909.49    | 0.89%  |
| HNX                     | 140.33    | -0.39% |
| UPCOM                   | 63.71     | -0.38% |
| Net Foreign buy (B)     | -899.72   |        |
| Total trading value (B) | 10,204.54 | 13.93% |

- Foreign investors' trade was not positive when they net sold nearly 900 billion dong on the whole market. Foreign investors' selling focused on DIG (-538.8 billion VND), MSN (-282 billion VND), VPB, VHM (-67 billion VND) ...

| ETF & DERIVATIVES | 1D     | YTD   |
|-------------------|--------|-------|
| FUESSV50          | 13,200 | 0.00% |
| E1VFN30           | 15,300 | 1.06% |
| VN30F2106         | 902    | 1.08% |
| VN30F2103         | 889    | 0.00% |
| VN30F2012         | 907    | 0.89% |
| VN30F2011         | 911    | 0.86% |

**CHANGE IN PRICE BY SECTOR**

**EVENT CALENDER**

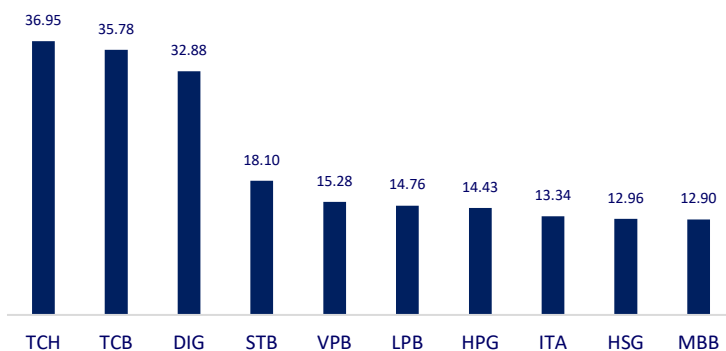
| Ticker | Ex-right Date | Last register Date | Exercise Date | Type | Rate | Value |
|--------|---------------|--------------------|---------------|------|------|-------|
| DHA    | 10/21/2020    | 10/22/2020         | 11/12/2020    | Cash |      | 1,500 |
| D11    | 10/22/2020    | 10/23/2020         | 11/4/2020     | Cash |      | 1,200 |
| HD8    | 10/22/2020    | 10/23/2020         | 11/24/2020    | Cash |      | 1,000 |
| CMP    | 10/23/2020    | 10/26/2020         | 11/6/2020     | Cash |      | 430   |
| C21    | 10/23/2020    | 10/26/2020         | 11/10/2020    | Cash |      | 500   |
| TNG    | 10/26/2020    | 10/27/2020         | 11/12/2020    | Cash |      | 400   |
| ASP    | 10/26/2020    | 10/27/2020         | 11/13/2020    | Cash |      | 500   |

## SELECTED NEWS

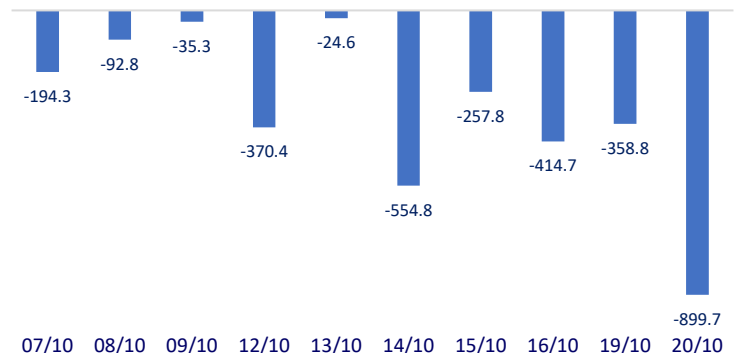
- Vietnam and Japan exchanged 12 cooperation documents worth nearly 4 billion USD
- Prime Minister: Strive for the highest level to reach the target of GDP growth of 6% by 2021.
- Contribution of the private sector to the economy in 2020 does not reach the target
- Many Americans will continue to be unemployed no matter who becomes president
- China kept interest rates unchanged, and Asian stocks decreased
- China's GDP in the third quarter did not meet expectations

|     | Close   | 1D     | 5D     | Buying vol. | Selling vol. | Content  |
|-----|---------|--------|--------|-------------|--------------|--|
| VCB | 87,700  | 0.23%  | 1.39%  | 1,504,630   | 1,525,130    | - VPB: VPBank's pre-tax profit was nearly 9,400 billion dong in 9 months, reaching 92% of the year target  |
| BID | 42,000  | 0.24%  | 1.82%  | 4,046,060   | 3,319,040    |  |
| CTG | 32,100  | -0.16% | 5.07%  | 18,107,900  | 16,754,100   |  |
| TCB | 23,900  | 3.91%  | 11.68% | 57,967,330  | 52,779,430   |  |
| VPB | 24,800  | 1.43%  | 5.98%  | 20,461,500  | 22,051,720   |  |
| MBB | 18,700  | 2.47%  | 6.86%  | 17,662,800  | 16,845,160   | - TCH: Q2 2020 EBT increased 145% to 546 billion, 6 months exceeded the year plan  |
| HDB | 25,300  | 2.22%  | 5.42%  | 4,482,550   | 3,869,910    |  |
| EIB | 17,500  | 1.74%  | 0.57%  | 1,207,640   | 915,540      |  |
| STB | 14,200  | 0.71%  | 5.58%  | 44,687,870  | 40,231,430   |  |
| NVL | 62,000  | -0.96% | 0.00%  | 2,162,400   | 2,705,790    |  |
| TCH | 20,900  | 1.46%  | -0.24% | 59,415,970  | 62,279,870   | - POW: 10/19/2020, a consortium of investors including PV Power, Colavi, Tokyo Gas and Marubeni signed a MU on the development of Quang Ninh LNG Project.  |
| KDH | 23,900  | 0.84%  | 0.21%  | 1,538,220   | 1,387,770    |  |
| ROS | 2,300   | 3.14%  | -0.43% | 16,438,230  | 14,204,250   |  |
| GAS | 72,600  | -1.89% | -3.20% | 2,258,170   | 1,734,310    |  |
| POW | 10,200  | 0.49%  | -0.49% | 10,817,270  | 8,995,150    |  |
| PLX | 49,100  | -0.51% | -0.51% | 843,180     | 861,310      | - VIC: Vingroup officially tested the VinFast electric bus   |
| VIC | 97,800  | 0.10%  | 3.93%  | 894,180     | 732,810      |  |
| VHM | 76,200  | 0.13%  | -2.43% | 3,916,240   | 3,425,370    |  |
| VRE | 27,450  | 0.37%  | 0.92%  | 3,661,810   | 4,032,870    |  |
| VNM | 106,200 | -1.39% | -0.84% | 3,388,460   | 3,120,880    |  |
| SAB | 185,600 | -1.12% | 0.87%  | 299,460     | 248,220      | - MSN: Mrs. Dao Minh Thu, wife of Mr. Nguyen Thieu Nam - Deputy General Director - registered to sell all 150,000 (0.01%). The transaction is expected to be carried out from October 22 to November 20, 2020. |
| MSN | 83,700  | 2.07%  | 11.90% | 6,098,910   | 8,119,590    |  |
| SBT | 16,300  | -0.91% | -0.31% | 4,198,710   | 5,422,280    |  |
| VJC | 104,500 | 0.00%  | -0.48% | 527,610     | 554,960      |  |
| FPT | 53,200  | -0.19% | 4.93%  | 3,088,950   | 3,113,050    |  |
| MWG | 106,800 | 0.00%  | 1.97%  | 1,422,470   | 1,366,590    | -  |
| PNJ | 67,000  | -0.74% | 7.20%  | 1,605,750   | 1,579,640    |  |
| REE | 41,600  | 0.00%  | -0.12% | 732,790     | 485,640      |  |
| SSI | 18,200  | -0.82% | 3.70%  | 7,117,920   | 8,380,530    |  |
| HPG | 29,350  | 1.56%  | 4.82%  | 24,502,120  | 20,220,610   |  |

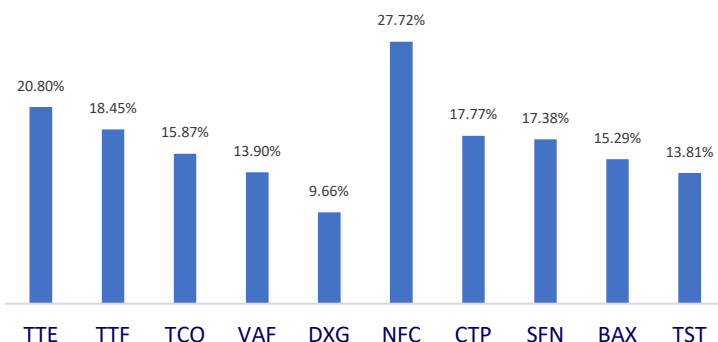
Top most traded tickers (Volume - in million)



Foreign net flow 10 nearest sessions (Billion VND)



Top increases in 3 consecutive sessions



Top decreases in 3 consecutive sessions

