

GLOBAL MARKET	1D	YTD	YTD
DJI	28,210.82	-0.35%	-1.15%
S&P500	3,435.56	-0.22%	6.34%
NASDAQ	11,484.69	-0.28%	28.00%
VIX	28.65	-2.39%	
FTSE 100	5,776.50	-1.91%	-23.41%
DAX	12,557.64	-1.41%	-5.22%
CAC40	4,853.95	-1.53%	-18.80%
Nikkei	23,639.46	0.31%	-0.07%
Shanghai	3,325.02	-0.09%	7.82%
Kospi	2,370.86	0.53%	7.88%
Hang Seng	24,754.42	0.75%	-12.99%
STI (Singapore)	2,525.61	-0.12%	-21.64%
SET (Thailand)	1,216.48	0.48%	-23.87%
Crude oil (\$/barrel)	39.81	-3.89%	-34.47%
Gold (\$/ounce)	1,923.90	0.26%	26.76%

- Negotiations on the new stimulus package continued, Wall Street fell. The Dow Jones industrial average fell 97.97 points, or 0.4%, to 28,210.82 points. At the beginning of the session, the index consisted of 30 stocks with trading higher than 100 points. The S&P 500 lost 0.2% to 3,435.56 points. Nasdaq Composite fell 0.3 percent and closed at 11,484.69 points.

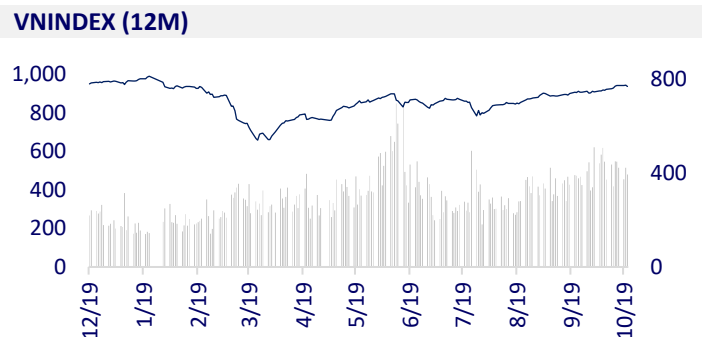
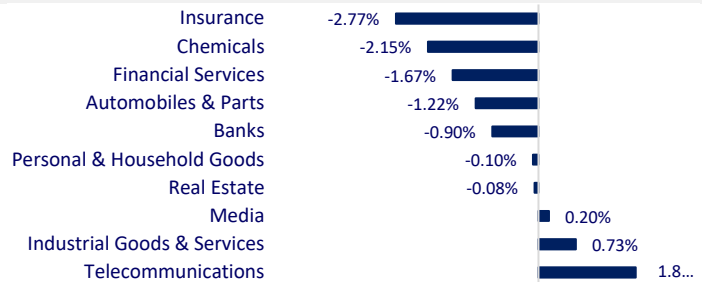
VIETNAM ECONOMY		1D (bps)	YTD (bps)
Vnibor	0.10%	0	-133
Deposit interest 12M	5.80%	0	-70
5 year-Gov. Bond	1.31%	0	-268
10 year-Gov. Bond	2.54%	0	-216
USD/VND	23,271	-0.01%	0.18%
EUR/VND	28,160	0.09%	5.86%
CNY/VND	3,519	0.37%	3.62%

- After a period of lowering deposit rates to an unprecedented low, banks have announced a reduction in lending rates for production and business.

VIETNAM STOCK MARKET		1D	YTD
VN-INDEX	939.03	-0.57%	-2.29%
VN30	906.10	-0.37%	3.08%
HNX	139.98	-0.25%	36.55%
UPCOM	63.75	0.06%	12.73%
Net Foreign buy (B)	-336.31		
Total trading value (B)	9,478.93	-7.11%	170.83%

- Foreign investors' trade was still quite negative when they net sold 336 billion dong on the whole market. Foreign investors' selling focused on Bluechips like VRE (-99.8 billion dong), MSN (-75.5 billion dong), VHM (-67 billion dong)...

ETF & DERIVATIVES		1D	YTD
FUESSV50	13,400	1.52%	5.93%
E1VFN30	15,300	0.00%	3.66%
VN30F2106	899	-0.32%	0.00%
VN30F2103	889	0.00%	0.00%
VN30F2012	905	-0.23%	0.00%
VN30F2011	909	-0.30%	0.00%

CHANGE IN PRICE BY SECTOR

EVENT CALENDER

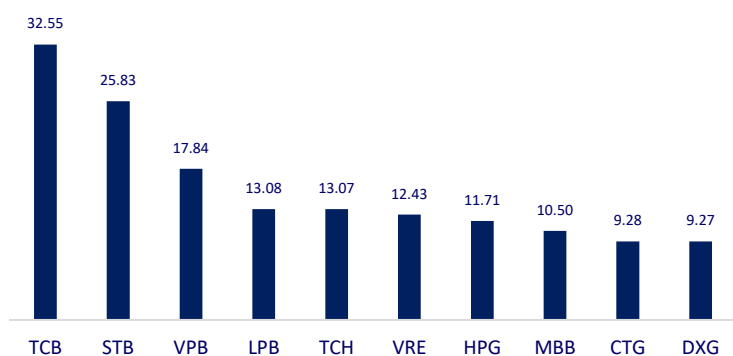
Ticker	Ex-right Date	Last register Date	Exercise Date	Type	Rate	Value
D11	10/22/2020	10/23/2020	11/4/2020	Cash		1,200
HD8	10/22/2020	10/23/2020	11/24/2020	Cash		1,000
CMP	10/23/2020	10/26/2020	11/6/2020	Cash		430
C21	10/23/2020	10/26/2020	11/10/2020	Cash		500
TNG	10/26/2020	10/27/2020	11/12/2020	Cash		400
ASP	10/26/2020	10/27/2020	11/13/2020	Cash		500
CNC	10/27/2020	10/28/2020	11/9/2020	Cash		2,000

SELECTED NEWS

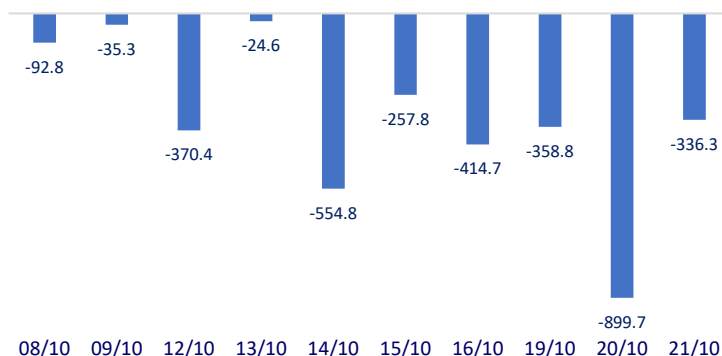
- 2.75 million billion of public investment in the next 5 years
- The 5-year economic growth target has not been achieved because of Covid-19
- VSD Chairman: It is not possible to say exactly when the transaction is T + 0
- World Bank: Financial crisis can be 'emerging' from pandemic
- The stock market boomed, each week China added 5 billion dollars
- The largest lawsuit in the world in two decades: The Trump administration formally filed a lawsuit against Google

	Close	1D	5D	Buying vol.	Selling vol.	Content
VCB	86,200	-1.71%	-2.27%	2,239,690	2,677,660	- VCB: Profit before tax of Vietcombank in the first 9 months of 2020 reached VND 15,965 billion. In which, Q3 pre-tax profit was 4,938 billion dong, down by 22% YoY.
BID	42,350	0.83%	-1.28%	4,673,390	5,866,690	
CTG	31,050	-3.27%	3.50%	13,925,220	16,704,920	
TCB	23,750	-0.63%	3.94%	34,267,230	38,624,180	- STB: Profit before tax in the first 9 months of 2020 of Sacombank reached 2,325 billion VND, down 6.6% compared to the same period last year. Despite the drop in profits, the bank has also completed more than 90% of the year plan.
VPB	25,100	1.21%	4.58%	27,426,270	28,475,610	
MBB	18,550	-0.80%	5.10%	13,983,590	19,239,290	
HDB	25,300	0.00%	4.33%	3,212,510	4,858,180	- According to the Vietnam Real Estate Brokerage Association: many projects have high leverage, are pressured to recover capital to pay debts, must apply promotional policies and give gifts of great value.
EIB	17,250	-1.43%	-0.86%	509,800	418,990	
STB	14,400	1.41%	6.67%	49,108,760	51,017,170	
NVL	62,300	0.48%	0.48%	1,397,370	1,861,520	- GAS: Oil and gas prices plummeted, GAS's Q3 net profit dropped by nearly 30%
TCH	20,900	0.00%	-0.95%	22,261,660	26,768,590	
KDH	23,950	0.21%	-0.21%	561,420	624,930	
ROS	2,260	-1.74%	-0.44%	10,839,500	17,746,250	-
GAS	72,300	-0.41%	-3.86%	1,696,650	1,478,240	
POW	10,150	-0.49%	-0.49%	8,670,950	7,507,010	
PLX	48,900	-0.41%	-1.21%	483,370	537,200	-
VIC	97,300	-0.51%	2.42%	414,860	446,880	
VHM	76,400	0.26%	-2.68%	3,211,970	4,396,050	
VRE	27,900	1.64%	2.01%	12,823,580	13,662,230	- VNM: From August 19 to September 17, F&N Dairy Investments Pte. Ltd did not buy any of the 17.4 million shares registered due to inappropriate market conditions
VNM	106,400	0.19%	-0.93%	1,512,660	1,941,290	
SAB	185,700	0.05%	-2.26%	147,940	180,650	
MSN	83,700	0.00%	4.63%	2,465,470	2,986,410	- PNJ: Announces the third quarter's separate financial statements with revenue up 25.6% to 3,975 billion. COGS increased by 32%, so gross profit increased by 3%, reaching 710 billion dong. Gross profit margin decreased from 21.8% to 17.8%.
SBT	15,950	-2.15%	0.31%	4,072,150	5,739,450	
VJC	103,900	-0.57%	-0.67%	538,890	686,420	
FPT	52,800	-0.75%	3.53%	5,611,920	6,287,390	-
MWG	105,800	-0.94%	-1.58%	1,055,100	1,454,950	
PNJ	67,000	0.00%	6.52%	1,456,130	1,889,380	
REE	41,800	0.48%	1.70%	2,094,330	1,849,360	-
SSI	17,700	-2.75%	-2.21%	9,380,890	13,058,700	
HPG	29,100	-0.85%	2.65%	16,839,360	23,593,170	

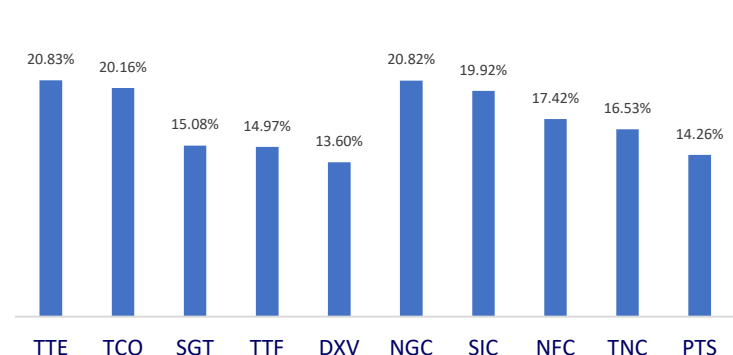
Top most traded tickers (Volume - in million)



Foreign net flow 10 nearest sessions (Billion VND)



Top increases in 3 consecutive sessions



Top decreases in 3 consecutive sessions

