

GLOBAL MARKET	1D	YTD	YTD
DJI	28,363.66	0.54%	-0.61%
S&P500	3,453.49	0.52%	6.89%
NASDAQ	11,506.01	0.19%	28.23%
VIX	28.11	-1.88%	
FTSE 100	5,785.65	0.16%	-23.29%
DAX	12,543.06	-0.12%	-5.33%
CAC40	4,851.38	-0.05%	-18.85%
Nikkei	23,474.27	-0.70%	-0.77%
Shanghai	3,312.50	-0.38%	7.42%
Kospi	2,355.05	-0.67%	7.16%
Hang Seng	24,786.13	0.13%	-12.88%
STI (Singapore)	2,528.41	0.11%	-21.55%
SET (Thailand)	1,213.61	-0.24%	-24.05%
Crude oil (\$/barrel)	40.66	2.14%	-33.07%
Gold (\$/ounce)	1,905.05	-0.98%	25.52%

- Investors were anxiously waiting for the results of the stimulus package, the Dow Jones rose more than 150 points. The Dow Jones industrial average closed 152.84 points higher, or 0.5%, at 28,363.66 points. Sometimes during the session, the Dow fell 170 points. The S&P 500 rose 0.5 percent to close at 3,453.49 points and the Nasdaq Composite rose 0.2 percent to 11,506.01 points.

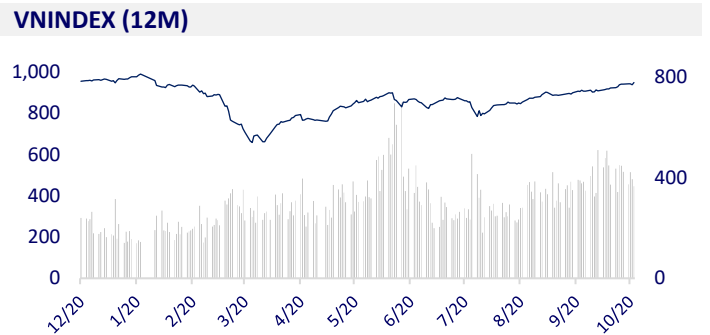
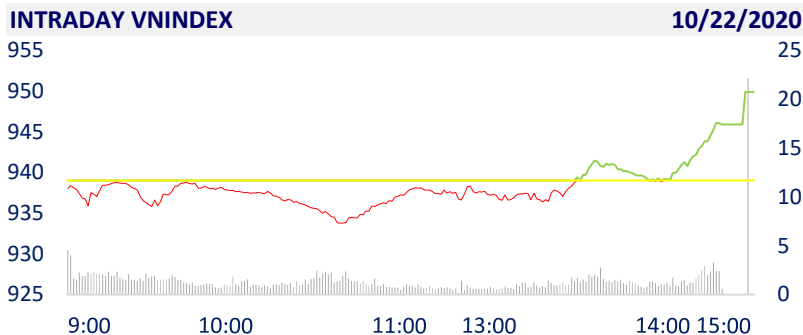
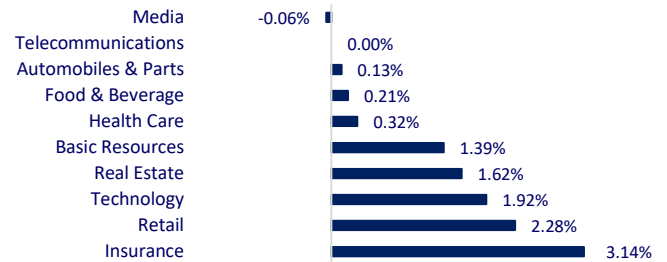
VIETNAM ECONOMY	1D (bps)	YTD (bps)
Vnibor	0.10%	0
Deposit interest 12M	5.80%	0
5 year-Gov. Bond	1.39%	8
10 year-Gov. Bond	2.52%	-2
USD/VND	23,268	-0.01%
EUR/VND	28,048	-0.40%
CNY/VND	3,502	-0.48%

- The central exchange rate between VND and USD on October 22 was announced by the State Bank at 23,180 VND/USD, down another 5 VND compared to yesterday.

VIETNAM STOCK MARKET	1D	YTD
VN-INDEX	949.90	1.16%
VN30	918.30	1.35%
HNX	140.86	0.63%
UPCOM	63.64	-0.17%
Net Foreign buy (B)	-363.36	
Total trading value (B)	8,334.69	-12.07%

- Foreign investors' trade was still quite negative as they net sold over 363 billion dong on the whole market. The selling focused on Bluechips such as MSN (-210 billion dong), VNM (-120 billion dong), CTG (-58 billion dong) ...

ETF & DERIVATIVES	1D	YTD
FUESSV50	13,500	0.75%
E1VFN30	15,450	0.98%
VN30F2106	913	1.56%
VN30F2103	889	0.00%
VN30F2012	919	1.56%
VN30F2011	924	1.71%

CHANGE IN PRICE BY SECTOR

EVENT CALENDER

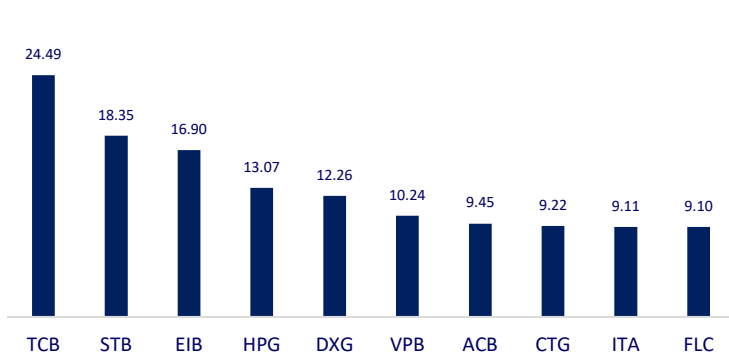
Ticker	Ex-right Date	Last register Date	Exercise Date	Type	Rate	Value
CMP	10/23/2020	10/26/2020	11/6/2020	Cash		430
C21	10/23/2020	10/26/2020	11/10/2020	Cash		500
TNG	10/26/2020	10/27/2020	11/12/2020	Cash		400
ASP	10/26/2020	10/27/2020	11/13/2020	Cash		500
CNC	10/27/2020	10/28/2020	11/9/2020	Cash		2,000
HTL	10/27/2020	10/28/2020	11/5/2020	Cash		2,000
VSC	10/27/2020	10/28/2020	11/18/2020	Cash		1,500

SELECTED NEWS

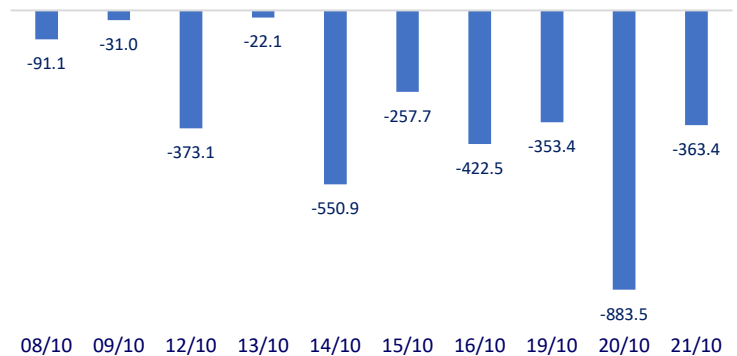
- Canada does not impose anti-subsidy tax on galvanized steel sheet imported from Vietnam
- Interbank transactions mainly focus on the overnight term
- The Prime Minister asked Samsung to invest in semiconductors in Vietnam
- China: Investors lost \$120 billion when the peer-to-peer lending system collapsed
- IMF warned Asian economy will decline worse than forecast
- Alibaba will buy a fifth of the shares in Ant Group's IPO

	Close	1D	5D	Buying vol.	Selling vol.	Content
VCB	86,600	0.46%	-2.26%	1,966,240	1,924,740	- Many banks are about to reach the target of the year plan such as VPBank, Sacombank, MBBank, and VIB are also about to reach the target when completing over 90% of the year plan.
BID	42,950	1.42%	1.66%	3,011,170	3,546,990	
CTG	32,000	3.06%	6.49%	20,050,720	14,690,290	
TCB	23,950	0.84%	4.81%	42,950,240	37,380,570	
VPB	25,600	1.99%	6.44%	14,364,500	17,721,000	
MBB	18,800	1.35%	6.82%	13,010,060	13,661,120	- HoREA proposes to amend the Housing Law, Real Estate Business Law to recognize the hourly and daily rental of apartments as legal
HDB	25,250	-0.20%	2.64%	2,760,150	3,464,350	
EIB	17,500	1.45%	-0.57%	944,760	963,420	
STB	14,600	1.39%	5.42%	43,339,970	35,377,010	
NVL	62,500	0.32%	0.16%	2,077,450	2,864,680	
TCH	20,450	-2.15%	-2.62%	13,066,550	22,345,770	- GAS: 9-month net profit dropped 31% to 6,129 billion
KDH	23,950	0.00%	0.00%	1,607,780	1,682,620	
ROS	2,250	-0.44%	-0.44%	9,893,490	10,446,350	
GAS	73,700	1.94%	-1.73%	2,037,850	1,196,520	
POW	10,350	1.97%	1.97%	15,438,390	13,790,330	
PLX	49,400	1.02%	-0.80%	476,810	386,540	- VIC: VinSmart is researching and developing smart watches
VIC	100,100	2.88%	2.67%	1,112,310	798,910	
VHM	77,500	1.44%	0.00%	2,768,990	3,145,610	
VRE	28,100	0.72%	1.81%	5,369,340	6,747,840	
VNM	106,700	0.28%	-0.74%	3,997,390	3,766,530	
SAB	185,000	-0.38%	-2.63%	91,390	157,950	- MWG: Maintaining the No. 1 position in the retail industry, top 3 best listed companies
MSN	85,000	1.55%	4.81%	5,907,640	7,157,640	
SBT	15,900	-0.31%	0.00%	4,276,720	5,138,690	
VJC	105,000	1.06%	-0.94%	636,570	648,650	
FPT	54,000	2.27%	5.47%	4,521,450	3,598,360	
MWG	108,500	2.55%	0.57%	1,024,540	1,083,550	
PNJ	68,200	1.79%	4.92%	1,527,660	1,339,130	
REE	41,850	0.12%	0.12%	524,640	716,700	
SSI	18,000	1.69%	-0.83%	15,758,850	10,468,610	
HPG	29,600	1.72%	1.89%	25,023,680	20,570,340	

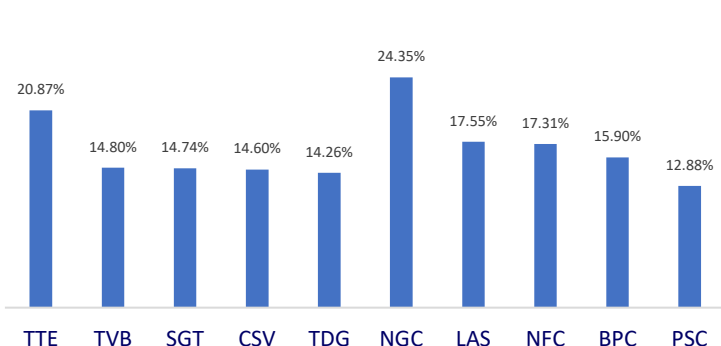
Top most traded tickers (Volume - in million)



Foreign net flow 10 nearest sessions (Billion VND)



Top increases in 3 consecutive sessions



Top decreases in 3 consecutive sessions

