

GLOBAL MARKET	1D	YTD	YTD
DJI	27,685.38	-2.29%	-2.99%
S&P500	3,400.97	-1.86%	5.27%
NASDAQ	11,358.94	-1.64%	26.60%
VIX	32.46	17.82%	
FTSE 100	5,792.01	-1.16%	-23.21%
DAX	12,177.18	-3.71%	-8.09%
CAC40	4,816.12	-1.90%	-19.44%
Nikkei	23,494.34	-0.09%	-0.69%
Shanghai	3,251.12	-0.82%	5.43%
Kospi	2,343.91	-0.72%	6.65%
Hang Seng	24,918.78	0.00%	-12.42%
STI (Singapore)	2,523.31	-0.55%	-21.71%
SET (Thailand)	1,207.97	-0.46%	-24.40%
Crude oil (\$/barrel)	38.66	-1.63%	-36.36%
Gold (\$/ounce)	1,908.95	0.33%	25.78%

- US stocks fell sharply in the first session of the week amid a skyrocketing number of cases of Covid-19 and negotiations on the financial stimulus package are still ongoing. The Dow Jones industrial average closed 650.19 points lower, or 2.3%, at 27,685.38 points. At times, this index lost 965.41 points. The S&P 500 lost 1.9% to 3,400.97 points and the Nasdaq Composite lost 1.6% to 11,358.94 points. The decline in this session wiped out the Dow Jones' monthly gain and this was the largest single-day drop of the index since September 3, closing below 28,000 for the first time since October 6.

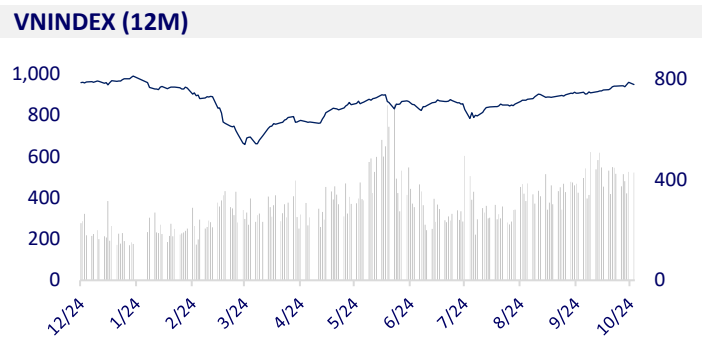
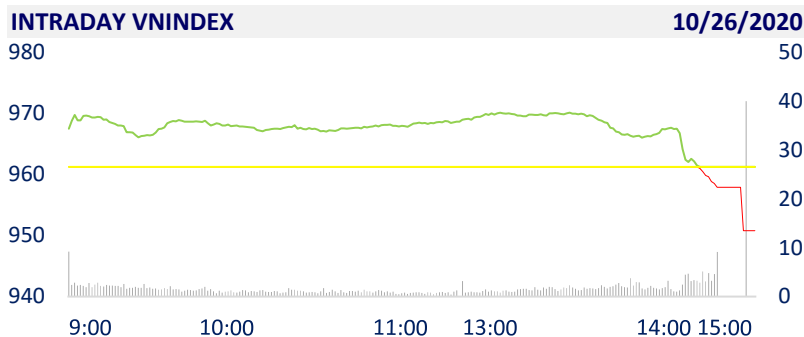
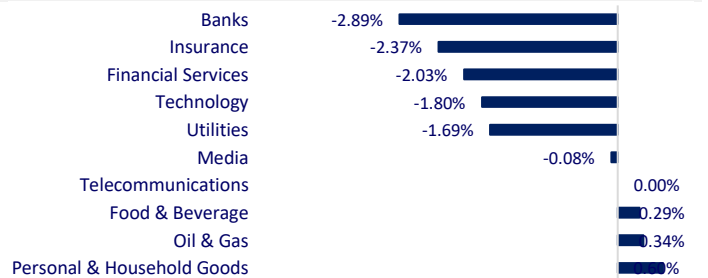
VIETNAM ECONOMY	1D (bps)	YTD (bps)
Vnibor	0.10%	0
Deposit interest 12M	5.80%	0
5 year-Gov. Bond	1.37%	-5
10 year-Gov. Bond	2.22%	-9
USD/VND	23,268	0.00%
EUR/VND	28,087	-0.27%
CNY/VND	3,487	-0.37%

- According to the report of the Foreign Investment Department, the Ministry of Planning and Investment, as of October 20, 2020, the total foreign investment capital in Vietnam reached 23.48 billion USD, equaling 80.6% over 2019 period. Disbursement capital is estimated at 15.8 billion USD, equaling 97.5% over the same period.

VIETNAM STOCK MARKET	1D	YTD
VN-INDEX	950.80	-1.09%
VN30	919.56	-1.15%
HNX	139.03	-1.88%
UPCOM	63.57	-0.53%
Net Foreign buy (B)	-415.42	
Total trading value (B)	9,662.22	-8.55%

- Foreign investors continued to net sell at VND 415 billion on October 26. Foreign investors' trade was quite negative as they continued to net sell 420 billion dong on the whole market. The selling focused on Bluechips such as MSN (-154.4 billion dong), HPG (-114.6 billion dong), VIC (-59.7 billion dong) ...

ETF & DERIVATIVES	1D	YTD
FUESSV50	13,600	-0.73%
E1VFN30	15,740	0.77%
VN30F2106	920	0.76%
VN30F2103	889	0.00%
VN30F2012	921	-1.18%
VN30F2011	927	-0.86%

CHANGE IN PRICE BY SECTOR

EVENT CALENDER

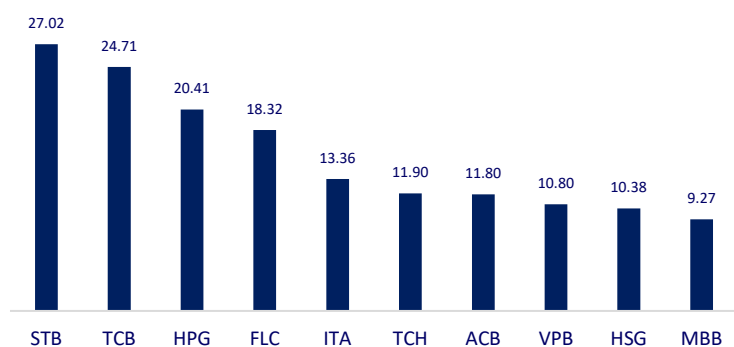
Ticker	Ex-right Date	Last register Date	Exercise Date	Type	Rate	Value
CNC	10/27/2020	10/28/2020	11/9/2020	Cash		2,000
HTL	10/27/2020	10/28/2020	11/5/2020	Cash		2,000
VSC	10/27/2020	10/28/2020	11/18/2020	Cash		1,500
TCL	10/27/2020	10/28/2020	11/12/2020	Cash		3,000
TCT	10/28/2020	10/29/2020	11/16/2020	Cash		1,500
BIC	10/28/2020	10/29/2020	11/20/2020	Cash		800
SMB	10/28/2020	10/29/2020	11/10/2020	Cash		2,500

SELECTED NEWS

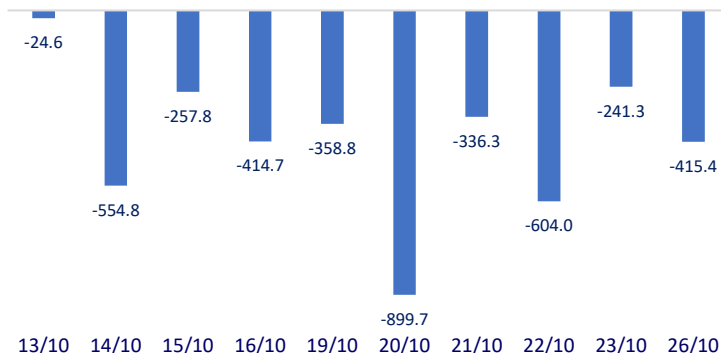
- Prime Minister: Exchange rate policy of Vietnam is not aimed at trade competition
- Mitsubishi Materials spent \$90 million to buy 10% stake in Masan High-Tech Materials (MSR)
- Countries increase trade defense with Vietnam
- Nearly 42 million people have been infected with COV globally
- Budget expenditure in the middle of the epidemic season soared, world public debt increased to 125% of GDP
- Bloomberg: With a new growth-boosting plan, China could surpass the US within a decade

	Close	1D	5D	Buying vol.	Selling vol.	Content
VCB	86,000	-1.71%	-1.71%	1,293,060	1,950,280	- TCB: Techcombank pre-tax profit is 10,700 billion dong in the first 9 months. With pre-tax profit of 10,700 billion and revenue of 19,300 billion; increase by 20.9% and 33.5% respectively over the same period in 2019, continuing to maintain the chain of revenue growth for 20 consecutive quarters in the context of many challenges due to the influence of Covid-19 translation.
BID	41,000	-4.21%	-2.15%	4,092,150	5,765,260	
CTG	30,500	-4.09%	-5.13%	14,888,310	16,169,490	
TCB	23,350	-2.71%	1.52%	35,028,160	46,599,810	
VPB	24,300	-5.45%	-0.61%	14,255,940	17,562,280	
MBB	18,400	-2.39%	0.82%	13,044,130	16,941,290	
HDB	25,000	-1.77%	1.01%	3,146,960	3,252,290	
EIB	17,300	-1.14%	0.58%	707,090	947,680	
STB	14,100	-3.09%	0.00%	36,976,110	54,080,430	
NVL	62,000	-0.48%	-0.96%	1,100,360	1,489,060	
TCH	20,050	-2.20%	-2.67%	20,583,790	29,370,830	
KDH	24,600	0.82%	3.80%	1,201,610	1,414,950	
ROS	2,260	-2.16%	1.35%	12,909,450	24,085,840	- GAS: PV Gas is proposing a 20% share dividend plan alongside a 30% cash dividend plan.
GAS	72,000	-2.04%	-2.70%	1,019,240	1,406,070	
POW	10,100	-1.94%	-0.49%	8,927,280	12,561,590	
PLX	50,000	1.01%	1.32%	506,160	468,130	- VRE: Vincom built a 3.9ha shopping center and townhouse complex in Hung Yen
VIC	105,100	1.06%	7.57%	1,489,820	1,785,520	
VHM	78,500	-1.26%	3.15%	4,692,380	8,580,720	
VRE	27,750	-2.12%	1.46%	10,213,870	13,438,590	- MSN: MSN was sold the most by foreign investors yesterday with a value of VND 154 billion.
VNM	110,500	0.45%	2.60%	3,471,030	5,449,910	
SAB	185,000	-0.43%	-1.44%	137,460	181,280	
MSN	87,900	2.21%	7.20%	5,848,260	6,558,870	- VJC: Vietjet proposed to sponsor the adjusted Tuy Hoa Airport. Accordingly, Vietjet will study and adjust the planning of Tuy Hoa airport in the period to 2030, with a vision to 2050 according to the overall development orientation of the airport and airport system nationwide; Overall re-evaluation of Tuy Hoa airport planning
SBT	15,000	-1.96%	-5.86%	4,428,770	5,165,110	
VJC	104,500	-0.76%	0.00%	772,860	817,590	
FPT	52,800	-2.04%	-0.94%	5,237,520	8,314,020	
MWG	110,000	0.00%	3.00%	1,692,380	1,949,050	
PNJ	69,000	1.47%	2.22%	2,893,610	3,181,090	
REE	41,900	-0.24%	0.72%	711,030	742,200	
SSI	17,600	-1.68%	-4.09%	9,324,950	10,658,310	
HPG	30,800	-0.32%	6.57%	37,676,500	36,118,170	

Top most traded tickers (Volume - in million)



Foreign net flow 10 nearest sessions (Billion VND)



Top increases in 3 consecutive sessions



Top decreases in 3 consecutive sessions

