

GLOBAL MARKET	1D	YTD	YTD
DJI	27,463.19	-0.80%	-3.77%
S&P500	3,390.68	-0.30%	4.95%
NASDAQ	11,431.35	0.64%	27.40%
VIX	33.35	2.74%	
FTSE 100	5,728.99	-1.09%	-24.04%
DAX	12,063.57	-0.93%	-8.95%
CAC40	4,730.66	-1.77%	-20.87%
Nikkei	23,485.80	-0.04%	-0.72%
Shanghai	3,254.32	0.10%	5.53%
Kospi	2,330.84	-0.56%	6.06%
Hang Seng	24,787.19	-0.53%	-12.88%
STI (Singapore)	2,512.87	-0.41%	-22.03%
SET (Thailand)	1,208.95	0.08%	-24.34%
Crude oil (\$/barrel)	38.78	0.31%	-36.16%
Gold (\$/ounce)	1,907.30	-0.09%	25.67%

- Dow Jones fell more than 200 points as the number of Covid-19 infections continued to increase. At the end of Tuesday's session, the Dow Jones dropped 222.19 points (or 0.8%) to 27,463.19 points. Shares Caterpillar and Boeing fell the most among the Dow Jones stocks, down 3.2 percent and 3.5 percent, respectively. The S&P 500 index reversed 0.3% to 3,390.68 points, falling the 3,400 mark for the first time since October 6, 2020. Meanwhile, the Nasdaq Composite rose, advancing 0.6 percent to 11,431.35 as the technology sector rose across the board.

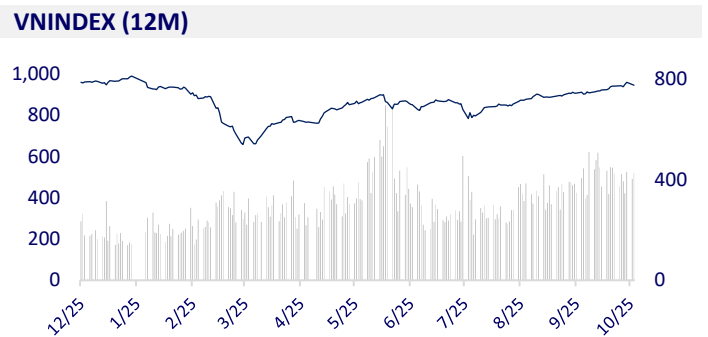
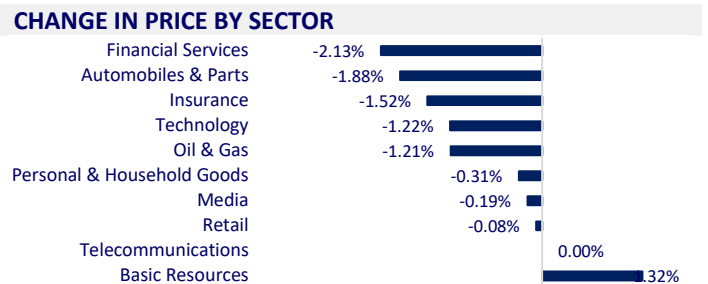
VIETNAM ECONOMY	1D (bps)	YTD (bps)
Vnibor	0.11%	1
Deposit interest 12M	5.80%	0
5 year-Gov. Bond	1.44%	7
10 year-Gov. Bond	2.32%	10
USD/VND	23,268	0.00%
EUR/VND	28,010	-0.27%
CNY/VND	3,491	0.11%

- From October 19 to October 23, interbank VND interest rates were less volatile at all terms through each session of the week. Closing on October 23, the interest rate was traded around 0.14% overnight, unchanged from last week's session; the remaining tenors slightly increased by 0.01 percentage point

VIETNAM STOCK MARKET	1D	YTD
VN-INDEX	946.47	-0.46%
VN30	915.46	-0.45%
HNX	137.13	-1.37%
UPCOM	63.40	-0.27%
Net Foreign buy (B)	-170.53	
Total trading value (B)	9,612.00	-0.52%

- Foreign investors continued to be net sellers, but the pressure has decreased significantly to nearly 170 billion dong today. In which, MSN was the most net sold stock with value of 234 billion dong. Accordingly, the VN-Index closed down 4.33 points (0.46%) to 946.47 points; The HNX-Index fell 1.37% to 137.13 points and the UPCOM-Index fell 0.28% to 63.4

ETF & DERIVATIVES	1D	YTD
FUESSV50	13,500	-0.74%
E1VFN30	15,410	-2.10%
VN30F2106	911	-0.93%
VN30F2103	889	0.00%
VN30F2012	917	-0.46%
VN30F2011	920	-0.76%


EVENT CALENDER

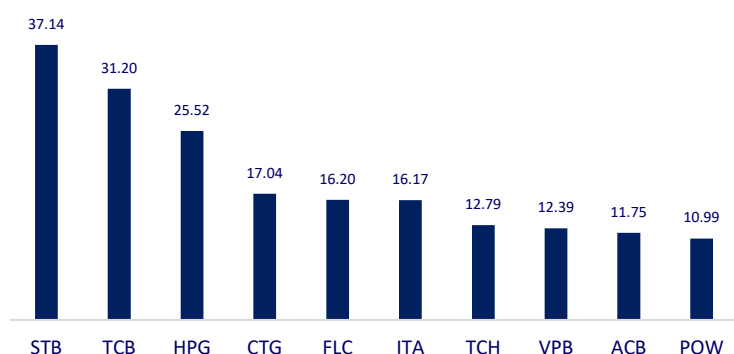
Ticker	Ex-right Date	Last register Date	Exercise Date	Type	Rate	Value
TCT	10/28/2020	10/29/2020	11/16/2020	Cash		1,500
BIC	10/28/2020	10/29/2020	11/20/2020	Cash		800
SMB	10/28/2020	10/29/2020	11/10/2020	Cash		2,500
DCM	10/28/2020	10/29/2020	11/23/2020	Cash		600
DAR	10/28/2020	10/29/2020	11/23/2020	Cash		1,080
PSN	10/29/2020	10/30/2020	11/20/2020	Cash		700
LLM	10/29/2020	10/30/2020	11/27/2020	Cash		400

SELECTED NEWS

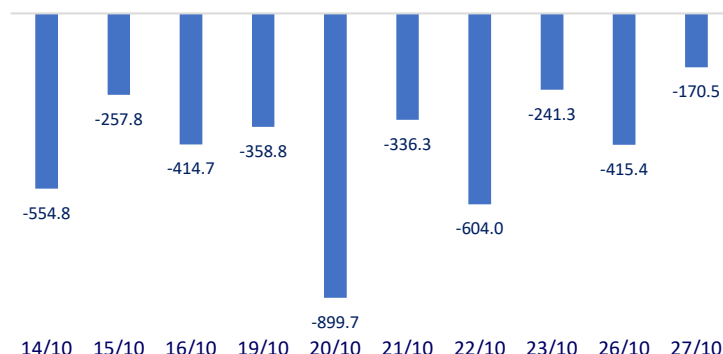
- Vietnam's rice export price surpasses Thailand's \$ 30 / ton
- Money is abundant, many banks began to lower lending rates
- FDI capital in 10 months of 2020 decreases nearly 20% over the same period
- China's commitment to increase American purchases is hard to come by
- The Covid-19 pandemic reduced the inflow of foreign investment globally
- Malaysia quarantined more than 10,000 police officers led by Covid-19

	Close	1D	5D	Buying vol.	Selling vol.	Content
VCB	86,000	0.00%	-1.94%	1,919,790	1,902,460	- MBB: Mr. Luu Trung Thai - Vice Chairman cum General Director of Military Commercial Joint Stock Bank bought 1 million MBB shares as registered from October 21-23, 2020 by matching order on the floor.
BID	40,700	-0.73%	-3.10%	4,005,180	4,459,930	
CTG	30,750	0.82%	-4.21%	21,258,620	19,593,910	
TCB	23,300	-0.21%	-2.51%	47,825,950	49,165,140	
VPB	24,350	0.21%	-1.81%	16,021,260	17,616,650	
MBB	17,900	-2.72%	-4.28%	12,919,070	16,947,400	
HDB	24,550	-1.80%	-2.96%	4,165,080	3,504,630	
EIB	17,300	0.00%	-1.14%	546,620	838,060	
STB	13,300	-5.67%	-6.34%	57,241,290	61,445,810	
NVL	62,100	0.16%	0.16%	1,351,880	1,945,970	
TCH	19,600	-2.24%	-6.22%	27,555,860	28,727,370	
KDH	24,300	-1.22%	1.67%	638,750	1,292,730	- Oil prices spiked more than 2% as production in the Gulf of Mexico closed because of the storm
ROS	2,230	-1.33%	-3.04%	12,982,940	13,021,170	
GAS	72,000	0.00%	-0.83%	1,468,580	1,240,290	-
POW	9,910	-1.88%	-2.84%	16,730,600	18,558,040	
PLX	49,400	-1.20%	0.61%	299,530	604,550	- MSN: Foreign investors continued to net sell MSN in the session on October 27 with a value of 234 billion.
VIC	105,700	0.57%	8.08%	1,170,490	1,363,500	
VHM	77,600	-1.15%	1.84%	3,935,730	4,543,160	- FPT: FPT reported Q3 profit after tax more than 1,148.6, down 1% year on year. After 9 months, the company completed 69% of the pre-tax profit plan for the year.
VRE	27,000	-2.70%	-1.64%	6,423,880	7,904,760	
VNM	109,600	-0.81%	3.20%	2,948,040	3,497,590	- HPG: Hoa Phat's agricultural profit increased 4.4 times in the third quarter
SAB	185,100	0.05%	-0.27%	86,740	98,730	
MSN	87,900	0.00%	5.02%	4,759,240	6,905,140	-
SBT	14,450	-3.67%	-8.48%	4,295,030	6,599,200	
VJC	104,500	0.00%	0.00%	722,000	854,950	-
FPT	52,100	-1.33%	-2.07%	4,826,690	5,223,880	
MWG	110,000	0.00%	3.00%	1,167,350	1,410,060	-
PNJ	69,400	0.58%	3.58%	1,831,490	2,065,450	
REE	41,900	0.00%	0.72%	856,640	1,060,300	-
SSI	17,200	-2.27%	-5.49%	8,212,220	9,595,170	
HPG	31,400	1.95%	6.98%	53,744,030	39,617,100	

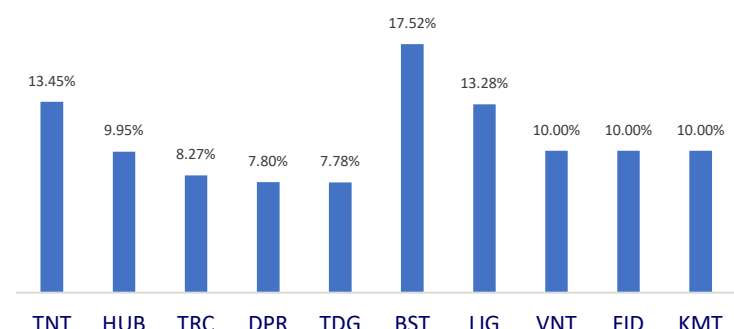
Top most traded tickers (Volume - in million)



Foreign net flow 10 nearest sessions (Billion VND)



Top increases in 3 consecutive sessions



Top decreases in 3 consecutive sessions

