

GLOBAL MARKET	1D	YTD	YTD
DJI	26,501.60	-0.59%	-7.14%
S&P500	3,269.96	-1.21%	1.21%
NASDAQ	10,911.59	-2.45%	21.61%
VIX	38.02	1.14%	
FTSE 100	5,577.27	-0.08%	-26.05%
DAX	11,556.48	-0.36%	-12.77%
CAC40	4,594.24	0.54%	-23.15%
Nikkei	22,977.13	-1.52%	-2.87%
Shanghai	3,224.53	-1.47%	4.56%
Kospi	2,267.15	-2.56%	3.16%
Hang Seng	24,107.42	-1.95%	-15.27%
STI (Singapore)	2,423.84	-1.10%	-24.80%
SET (Thailand)	1,194.95	-0.56%	-25.21%
Crude oil (\$/barrel)	34.63	-4.81%	-43.00%
Gold (\$/ounce)	1,878.65	0.56%	23.78%

- The stock market once again sank in the red in the worst trading week since March when a series of uncertainties were confusing investors' sentiment.

The Dow Jones industrial average closed on October 30 with a drop of 150 points, pushing its value down for the week to 1,800 points. This is the worst result since the Dow Jones recorded a record 3,800 drop during the March plague sell-off. The S&P 500 also lost 6% of its value for the week and 1.2% of its value on October 30. On average, this index hardly changed much.

The Nasdaq, although outperforming the market's average, still recorded a loss of 2.5% on October 30, which has lost 6% of its value over the past week.

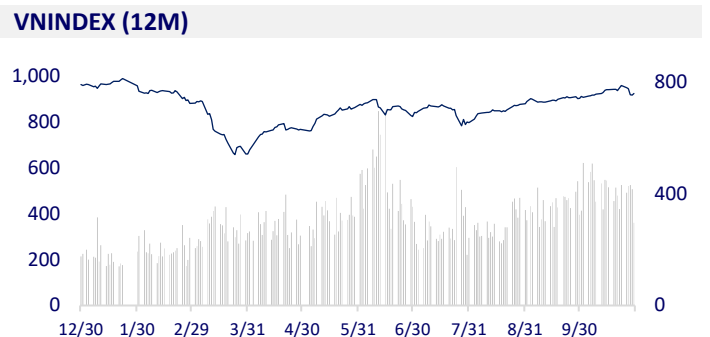
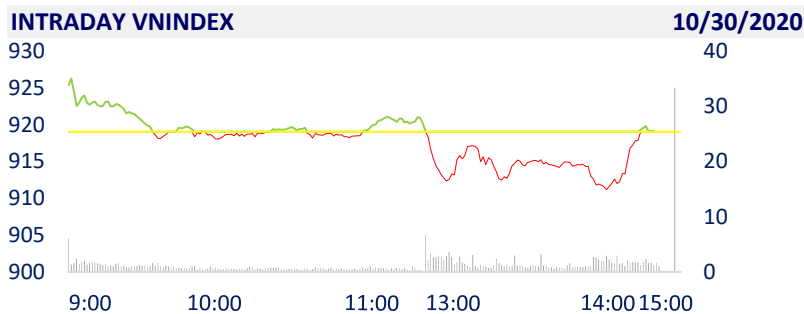
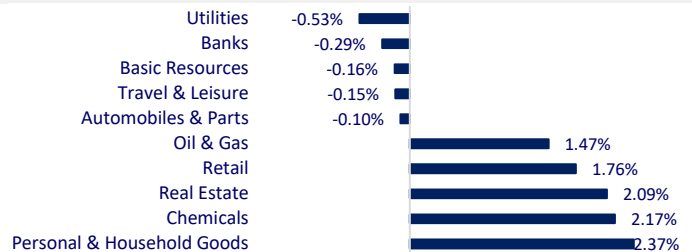
VIETNAM ECONOMY		1D (bps)	YTD (bps)
Vnibor	0.10%	-1	-133
Deposit interest 12M	5.80%	0	-70
5 year-Gov. Bond	1.40%	14	-259
10 year-Gov. Bond	2.26%	-18	-244
USD/VND	23,271	0.01%	0.18%
EUR/VND	27,704	-0.19%	4.15%
CNY/VND	3,498	0.34%	3.00%

- Disbursement of public investment capital in 10 months was 321,529 billion VND, reaching 68.3% of the plan assigned by the Prime Minister at the beginning of the year (470,600 billion VND), while the same period in 2019 reached 49.83% of the plan assigned by the National Assembly and reaching 54.69% of the plan assigned by the Prime Minister

VIETNAM STOCK MARKET		1D	YTD
VN-INDEX	925.47	0.70%	-3.70%
VN30	892.55	0.66%	1.53%
HNX	135.34	0.72%	32.03%
UPCOM	62.85	0.18%	11.14%
Net Foreign buy (B)	-570.80		
Total trading value (B)	7,434.69	-15.92%	112.42%

- Foreign investors continued to net sell strongly with the value of over 570 billion VND in the whole market. The selling focused on Bluechips like MSN (-229.4 billion dong), VNM (-82.7 billion dong), HPG (-38.6 billion dong), and VRE (-30 billion dong) ...

ETF & DERIVATIVES		1D	YTD
FUESSV50	12,900	-0.77%	1.98%
E1VFN30	14,900	0.74%	0.95%
VN30F2106	888.0	1.05%	
VN30F2103	889.4	0.00%	
VN30F2012	891.5	0.72%	
VN30F2011	896.6	1.03%	

CHANGE IN PRICE BY SECTOR

EVENT CALENDER

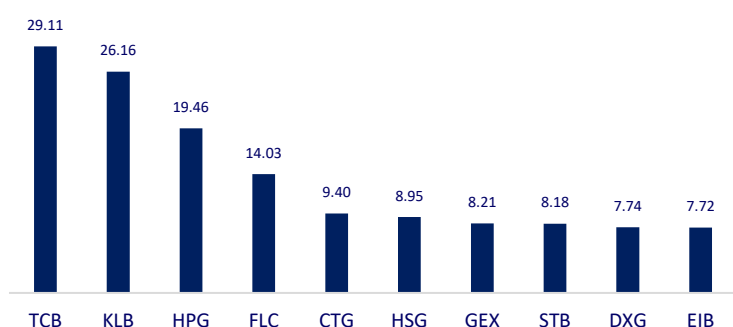
Ticker	Ex-right Date	Last register Date	Exercise Date	Type	Rate	Value
FIC	11/2/2020	11/3/2020	11/13/2020	Cash		250
DBH	11/2/2020	11/3/2020	11/24/2020	Cash		500
NTP	11/3/2020	11/4/2020	11/27/2020	Cash		1,500
ISH	11/3/2020	11/4/2020	12/4/2020	Cash		800
TVH	11/3/2020	11/4/2020	12/4/2020	Cash		3,082
HU6	11/4/2020	11/5/2020	11/25/2020	Cash		800
BPC	11/4/2020	11/5/2020	11/25/2020	Cash		1,000

SELECTED NEWS

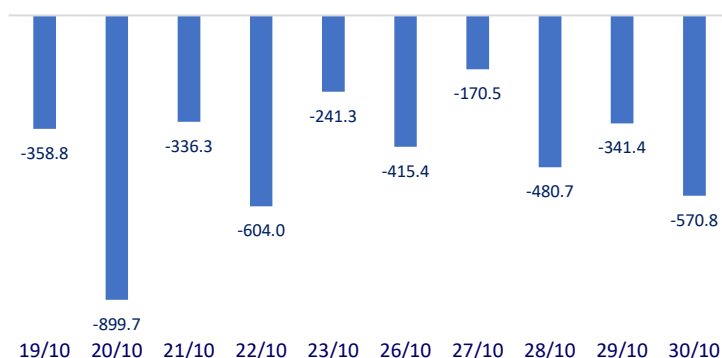
- The additional registered capital to the economy in 10 months reached VND 3.9 million
- Public investment capital disbursement in 10 months is 321,529 billion VND, reaching 68.3% of the plan
- Prime Minister directs efforts to speed up the economic recovery process, striving to achieve a growth rate of 2.5-3% this year.
- US GDP boomed 33.1% in Q3
- England is not socially isolated, despite the rapidly increasing number of nCoV infections
- S&P: It is unlikely that the global debt crisis will happen in the next 1-2 years

	Close	1D	5D	Buying vol.	Selling vol.	Content
VCB	83,000	-0.72%	-5.14%	2,301,870	2,000,700	- HDB: In 9 months, the single bank achieved a pre-tax profit of 3,615 billion dong, up 31.9% over the same period in 2019, completing 107% of the plan.
BID	38,500	-0.39%	-10.05%	3,019,610	3,231,370	
CTG	29,000	-0.34%	-8.81%	19,994,190	17,369,190	
TCB	21,350	-2.06%	-11.04%	49,008,380	46,190,190	
VPB	23,600	1.29%	-8.17%	9,679,990	9,664,250	
MBB	17,800	0.00%	-5.57%	14,304,010	10,854,140	
HDB	24,200	2.54%	-4.91%	4,033,710	2,889,010	
EIB	17,200	-0.29%	-1.71%	647,640	1,116,910	
STB	13,300	-1.48%	-8.59%	19,054,010	21,294,890	
NVL	62,000	0.00%	-0.48%	1,570,530	1,952,370	
TCH	18,500	-1.07%	-9.76%	8,897,290	11,993,970	
KDH	25,000	4.38%	2.46%	4,007,900	3,056,230	
ROS	2,200	-0.90%	-4.76%	8,348,870	10,752,970	-
GAS	70,400	-0.85%	-4.22%	1,301,800	1,870,840	
POW	9,400	-1.98%	-8.74%	12,392,960	11,829,950	
PLX	49,000	1.66%	-1.01%	798,540	1,325,140	
VIC	106,500	5.76%	2.40%	1,605,520	1,713,350	
VHM	76,000	-0.26%	-4.40%	4,585,040	5,390,010	
VRE	25,300	-1.17%	-10.76%	9,536,580	9,435,010	
VNM	108,000	1.03%	-1.82%	4,846,310	4,657,590	
SAB	184,300	-0.11%	-0.81%	130,230	151,520	
MSN	84,000	0.00%	-2.33%	5,317,670	5,199,360	
SBT	14,700	1.38%	-3.92%	4,369,040	4,782,460	
VJC	101,200	-1.08%	-3.89%	853,360	774,840	- MWG: MWG's cumulative gross profit margin improved to 21.7% (up 3.3% from 18.4% in the same period last year) thanks to the positive contribution of almost all categories, especially Food and FMCGs
FPT	51,500	1.18%	-4.45%	2,811,980	2,805,820	
MWG	104,700	2.35%	-4.82%	2,370,950	2,193,890	
PNJ	69,500	4.04%	2.21%	1,706,410	2,594,290	- HPG: Hoa Phat started selling commercial hot-rolled coil (HRC) since November
REE	41,900	0.72%	-0.24%	554,260	575,050	
SSI	17,100	0.00%	-4.47%	6,780,230	6,163,210	
HPG	30,550	-0.16%	-1.13%	35,648,080	32,821,640	

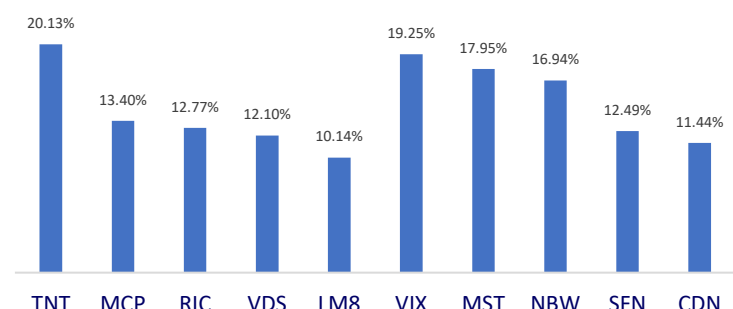
Top most traded tickers (Volume - in million)



Foreign net flow 10 nearest sessions (Billion VND)



Top increases in 3 consecutive sessions



Top decreases in 3 consecutive sessions

