

GLOBAL MARKET	1D	YTD	YTD
DJI	27,480.03	2.06%	-3.71%
S&P500	3,369.16	1.78%	4.28%
NASDAQ	11,160.57	1.85%	24.39%
VIX	35.55	-4.26%	
FTSE 100	5,786.77	2.33%	-23.28%
DAX	12,088.98	2.59%	-8.76%
CAC40	4,805.61	2.44%	-19.61%
Nikkei	23,295.48	0.00%	-1.53%
Shanghai	3,271.07	1.42%	6.07%
Kospi	2,343.31	1.88%	6.63%
Hang Seng	24,939.73	1.96%	-12.34%
STI (Singapore)	2,497.22	2.21%	-22.52%
SET (Thailand)	1,221.33	1.59%	-23.56%
Crude oil (\$/barrel)	38.14	3.81%	-37.22%
Gold (\$/ounce)	1,904.45	0.58%	25.48%

- Investors have high expectations on the election results, the Dow Jones sometimes rebounded more than 700 points. Dow Jones closed higher than 554.98 points, or 2.1%, at 27,480.03 points. The 30-stock index reached the highest level of the day in the final minutes of the session and sometimes climbed to 700, before falling slightly at the close.

The S&P 500 rose 1.8% to 3,369.16 points. Nasdaq Composite rose 1.9% to 11,160.57 points. Wall Street recorded a second good session as the election event was slowly ending.

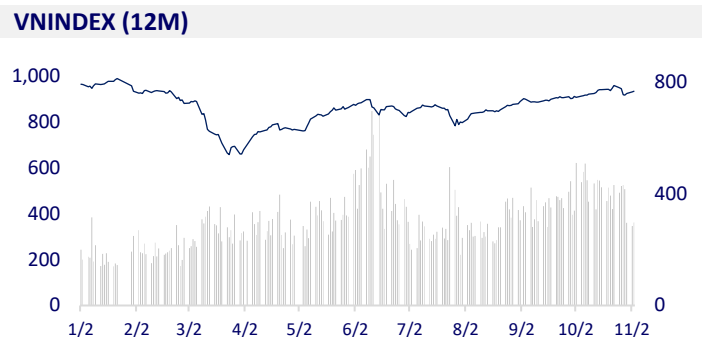
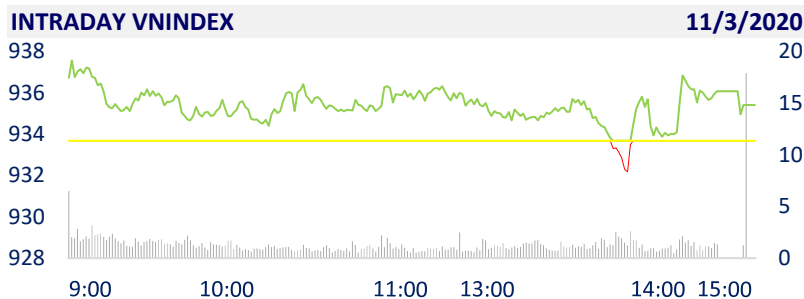
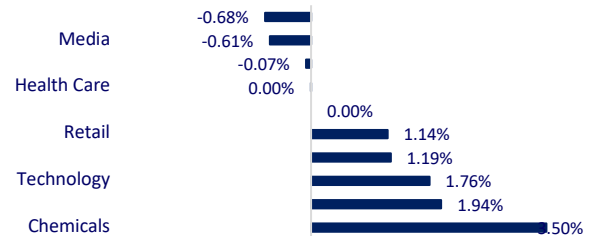
VIETNAM ECONOMY	1D (bps)	YTD (bps)
Vnibor	0.10%	-1
Deposit interest 12M	5.80%	0
5 year-Gov. Bond	1.42%	-2
10 year-Gov. Bond	2.32%	-3
USD/VND	23,268	0.00%
EUR/VND	27,919	0.82%
CNY/VND	3,505	0.20%

- The Hanoi Stock Exchange (HNX) said that in October, HNX held 15 auctions of bonds issued and raised by the State Treasury 31,643 billion dong, down 47% from the previous month.

VIETNAM STOCK MARKET	1D	YTD
VN-INDEX	935.41	0.19%
VN30	902.14	0.32%
HNX	138.58	1.25%
UPCOM	63.14	0.10%
Net Foreign buy (B)	-663.03	
Total trading value (B)	6,984.12	16.70%

- Foreign capital flow remained negative as it maintained net selling status on all 3 exchanges. For the whole market, foreign investors bought 15 million shares, worth 414.5 billion, while sold 32 million shares, worth 1,080 billion. The total net selling volume was at 17 million shares, equivalent to a net value of 663 billion dong.

ETF & DERIVATIVES	1D	YTD
FUESSV50	13,200	2.33%
E1VFN30	15,180	1.88%
VN30F2106	904.8	1.43%
VN30F2103	889.4	0.00%
VN30F2012	905.4	0.23%
VN30F2011	908.3	0.48%

CHANGE IN PRICE BY SECTOR

EVENT CALENDER

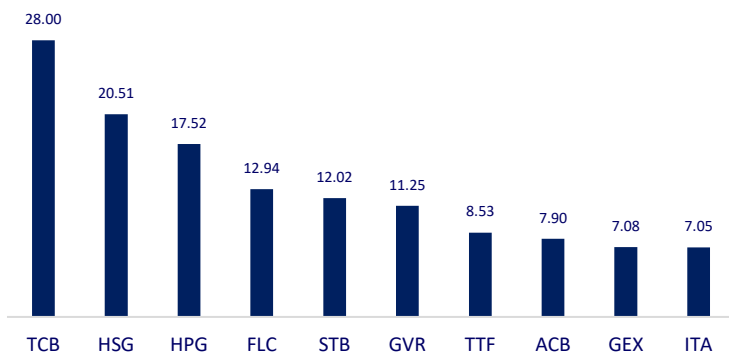
Ticker	Ex-right Date	Last register Date	Exercise Date	Type	Rate	Value
HU6	11/4/2020	11/5/2020	11/25/2020	Cash		800
BPC	11/4/2020	11/5/2020	11/25/2020	Cash		1,000
SRA	11/5/2020	11/6/2020	12/28/2020	Cash		2,000
CSV	11/6/2020	11/9/2020	11/23/2020	Cash		1,000
VFG	11/6/2020	11/9/2020	11/26/2020	Cash		1,000
TCO	11/6/2020	11/9/2020	11/23/2020	Cash		500
PPS	11/6/2020	11/9/2020	11/23/2020	Cash		750

SELECTED NEWS

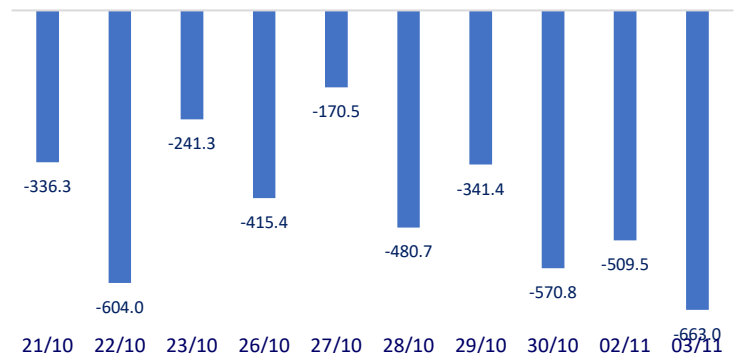
- Positive change in exports
- Vietnam tested Covid-19 vaccine on volunteers in this November
- Mobilized more than 31,000 billion VND through Government bond bidding
- The global debt crisis will be unlikely if the COVID-19 vaccine becomes available soon
- China stopped Ant Group's \$ 35 billion IPO
- The Covid-19 pandemic reduced the inflow of foreign investment globally

	Close	1D	5D	Buying vol.	Selling vol.	Content	
VCB	85,000	-0.93%	-1.16%	1,135,210	656,530	- CTG: VietinBank offered to sell the project of the investor C.T Group to handle the debt of nearly 2,600 billion dong - HDB: HDBank continued to increase its charter capital to more than VND 16,088 billion through dividends in 2019 (phase 2), right after completing the first capital increase in 2020 from VND 9,810 billion to VND 12,707 billion.	
BID	39,400	1.29%	-3.19%	1,945,450	1,908,960		
CTG	30,200	-0.66%	-1.79%	8,509,800	10,759,230		
TCB	22,000	2.80%	-5.58%	54,746,370	40,909,600		
VPB	23,950	0.63%	-1.64%	8,469,570	8,779,230		
MBB	18,250	1.39%	1.96%	7,252,060	6,930,640		
HDB	24,350	-0.20%	-0.81%	2,655,660	2,745,150		
EIB	17,300	0.58%	0.00%	535,460	779,810		
STB	13,600	1.12%	2.26%	20,331,010	25,104,430		
NVL	62,100	-0.32%	0.00%	1,490,810	1,901,810		- ROS: Q3 net revenue decreased 44%, net profit decreased 84%
TCH	18,600	3.33%	-5.10%	13,977,600	8,265,750	- Oil continued to rise more than 2% as OPEC paid more attention to cut	
KDH	24,350	-0.20%	0.21%	839,600	1,331,550		
ROS	2,230	-0.89%	0.00%	6,138,090	11,351,670		
GAS	70,200	0.72%	-2.50%	1,785,670	1,622,200		
POW	9,700	2.11%	-2.12%	5,492,570	5,054,890		
PLX	48,300	-0.10%	-2.23%	154,030	247,110		
VIC	104,400	-1.97%	-1.23%	1,193,180	1,429,470		-
VHM	75,800	-0.13%	-2.32%	3,062,440	3,250,380		
VRE	25,550	0.20%	-5.37%	7,335,960	6,497,960		
VNM	107,700	0.09%	-1.73%	1,577,210	2,012,360		- SBT: SBT registered to buy 10 million GEG shares. If the transaction is successful, SBT will become a major shareholder of Dien Gia Lai (GEG).
SAB	185,500	0.00%	0.22%	149,680	148,620	- REE: Wants to buy back 1 million shares as treasury shares to create bonus stocks for senior managers with outstanding business performance in the years 2021, 2022 and 2023. The capital to buy back is from profits the company's undistributed after-tax	
MSN	84,000	-0.59%	-4.44%	3,804,430	5,854,200		
SBT	15,350	4.42%	6.23%	6,154,840	5,535,620		
VJC	105,500	0.57%	0.96%	914,430	894,370		
FPT	52,800	2.13%	1.34%	4,508,110	3,991,900		
MWG	107,200	0.75%	-2.55%	828,060	1,014,480		
PNJ	71,000	-0.70%	2.31%	1,984,680	2,494,910		
REE	42,200	1.56%	0.72%	427,760	734,420		
SSI	17,350	1.17%	0.87%	6,113,590	7,243,180		
HPG	30,700	0.33%	-2.23%	29,225,110	31,956,390		

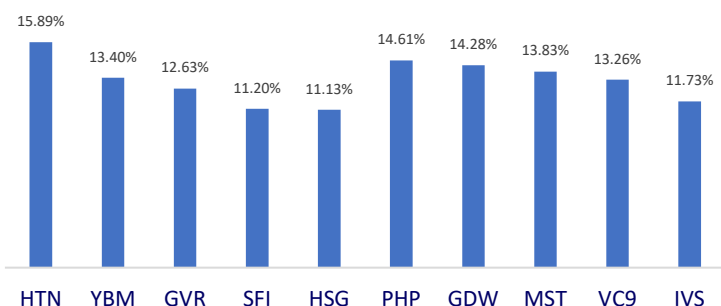
Top most traded tickers (Volume - in million)



Foreign net flow 10 nearest sessions (Billion VND)



Top increases in 3 consecutive sessions



Top decreases in 3 consecutive sessions

