

GLOBAL MARKET	1D	YTD	YTD
DJI	27,847.66	1.34%	-2.42%
S&P500	3,443.44	2.20%	6.58%
NASDAQ	11,590.78	3.85%	29.18%
VIX	29.57	-16.82%	
FTSE 100	5,883.26	1.67%	-22.00%
DAX	12,324.22	1.95%	-6.98%
CAC40	4,922.85	2.44%	-17.65%
Nikkei	23,695.23	1.72%	0.16%
Shanghai	3,277.44	0.19%	6.28%
Kospi	2,357.32	0.60%	7.26%
Hang Seng	24,886.14	-0.21%	-12.53%
STI (Singapore)	2,515.98	0.75%	-21.94%
SET (Thailand)	1,222.44	0.09%	-23.49%
Crude oil (\$/barrel)	38.73	1.55%	-36.25%
Gold (\$/ounce)	1,905.50	0.06%	25.55%

- The S&P 500 jumped more than 2% even when the election results were not clear. The Dow Jones increased by 367.63 points (1.3%) to 27,847.66 points. The index broke out more than 800 points at the intraday high before falling slightly towards the end of the session. The S&P 500 advanced 2.2% to 3,443.44 points after jumping 3.5% earlier in the session. The Nasdaq Composite added 3.9% to 11,590.78 as investors returned to trades that were performing well for most of this volatile year.

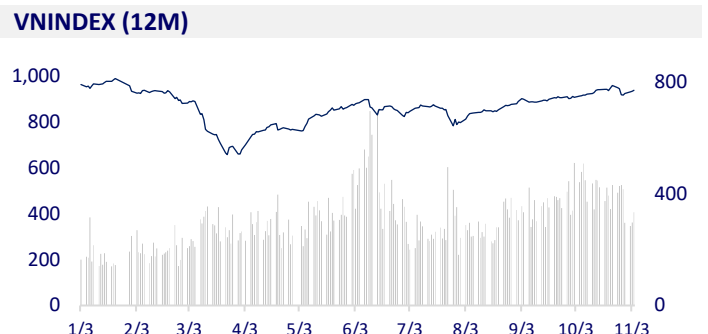
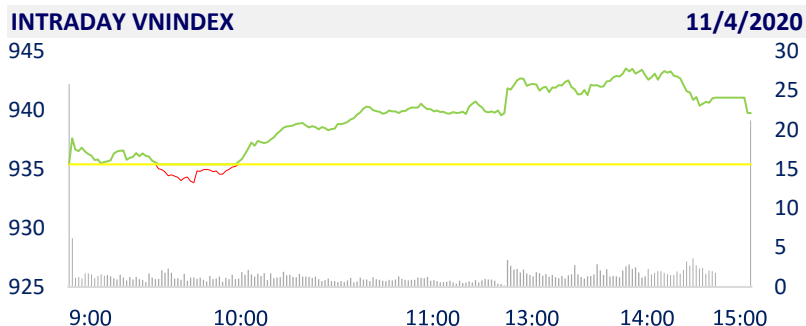
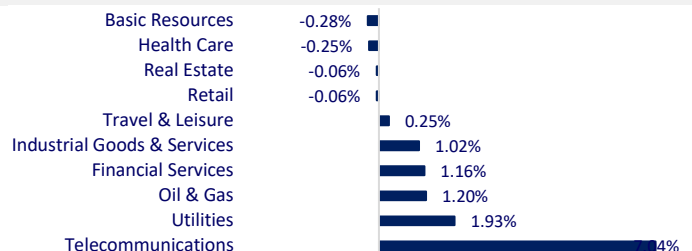
VIETNAM ECONOMY	1D (bps)	YTD (bps)
Vnibor	0.10%	0
Deposit interest 12M	5.80%	0
5 year-Gov. Bond	1.30%	-12
10 year-Gov. Bond	2.53%	21
USD/VND	23,268	0.00%
EUR/VND	27,910	-0.03%
CNY/VND	3,518	0.37%

- 4.7 billion USD in remittances transferred to the HCM city in the past 10 months, despite difficulties due to Covid-19. For many years, remittances transferred to C HCM city have increased by 8-10% per year on average.

VIETNAM STOCK MARKET	1D	YTD
VN-INDEX	939.76	0.47%
VN30	905.48	0.37%
HNX	140.03	1.05%
UPCOM	63.50	0.57%
Net Foreign buy (B)	-622.38	
Total trading value (B)	7,914.75	13.32%

- Foreign investors' trade was still quite negative as they continued to net sell nearly 622 billion dong on the whole market. Foreign investors' selling focused on HPG (-202.2 billion dong), VRE (-100 billion dong), MSN (-93.3 billion dong), VHM (-86.1 billion dong) ...

ETF & DERIVATIVES	1D	YTD
FUESSV50	13,400	3.88%
E1VFN30	15,230	2.21%
VN30F2106	907.1	0.25%
VN30F2103	889.4	0.00%
VN30F2012	909.3	0.43%
VN30F2011	912.3	0.44%

CHANGE IN PRICE BY SECTOR

EVENT CALENDER

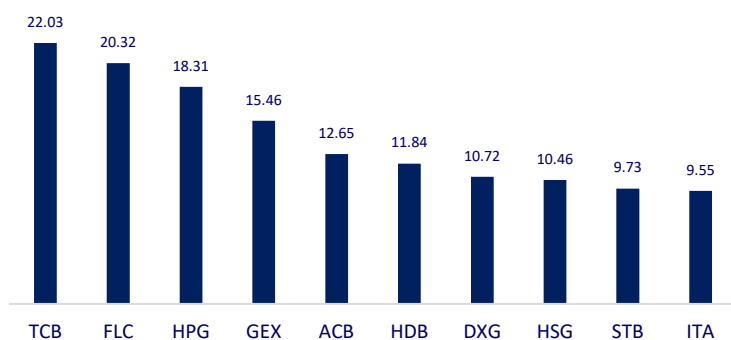
Ticker	Ex-right Date	Last register Date	Exercise Date	Type	Rate	Value
SRA	11/5/2020	11/6/2020	12/28/2020	Cash		2,000
CSV	11/6/2020	11/9/2020	11/23/2020	Cash		1,000
VFG	11/6/2020	11/9/2020	11/26/2020	Cash		1,000
TCO	11/6/2020	11/9/2020	11/23/2020	Cash		500
PPS	11/6/2020	11/9/2020	11/23/2020	Cash		750
MPC	11/9/2020	11/10/2020	11/26/2020	Cash		1,500
GDT	11/9/2020	11/10/2020	11/26/2020	Cash		2,000

SELECTED NEWS

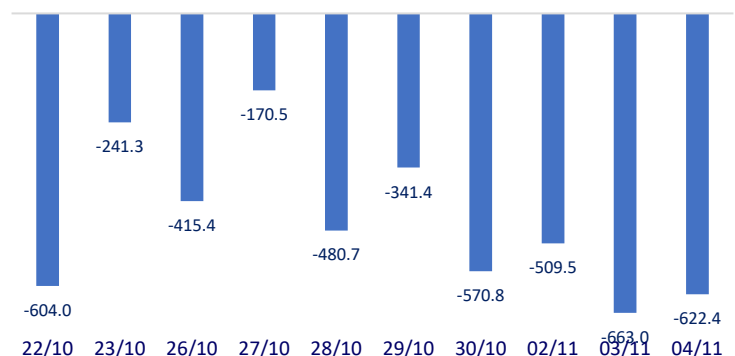
- Divestment of capital in 10 months, earning over 1,000 billion VND to the State
- By 2020, seafood export may reach 8.4 billion USD
- Binh Duong strongly attracts FDI inflows from Japan
- Postponed the IPO, Ant Group returned nearly \$ 168 billion to Hong Kong investors
- Production recovered strongly in many countries
- The dollar will still weaken whether Trump or Biden wins

	Close	1D	5D	Buying vol.	Selling vol.	Content
VCB	85,000	0.00%	0.95%	1,018,640	766,490	- HDB: Officially traded nearly 290 million shares on 11/11/2020, due to issuing shares to pay dividend (phase 1) and issuing shares to increase equity from the bank's equity source.
BID	39,750	0.89%	1.15%	1,859,710	2,041,580	
CTG	30,600	1.32%	2.34%	12,555,380	14,018,540	
TCB	22,150	0.68%	-1.12%	39,845,300	34,857,520	
VPB	24,200	1.04%	4.31%	7,614,990	7,463,130	
MBB	18,450	1.10%	5.13%	11,999,230	12,018,250	- NVL: Novaland spent a total of over VND 6,800 billion to hold 70% of capital benefits at Thanh My Loi super project
HDB	25,200	3.49%	9.57%	8,284,080	9,024,600	
EIB	17,250	-0.29%	-0.29%	315,230	382,910	
STB	13,650	0.37%	4.20%	20,747,000	22,972,850	
NVL	62,200	0.16%	0.32%	1,328,060	1,653,270	
TCH	18,800	1.08%	-1.05%	10,343,890	7,850,320	- WTI oil futures price rose 4%, to \$ 39.15 / barrel, after President Donald Trump claimed to win Joe Biden without the final vote count results
KDH	24,300	-0.21%	1.25%	1,252,030	1,494,910	
ROS	2,230	0.00%	2.29%	10,332,040	12,530,420	
GAS	71,900	2.42%	0.00%	1,478,370	1,155,340	
POW	9,840	1.44%	1.65%	9,948,530	10,357,320	
PLX	48,800	1.04%	2.74%	300,520	420,630	- VIC: VIC is the most net bought stock by proprietary traders with a value of up to VND386 billion in October.
VIC	103,500	-0.86%	3.29%	1,002,620	720,830	
VHM	75,900	0.13%	0.40%	2,998,000	3,213,700	
VRE	25,950	1.57%	1.76%	10,923,080	10,102,950	
VNM	108,000	0.28%	0.56%	2,230,800	3,452,740	
SAB	185,500	0.00%	0.54%	106,810	126,330	- MSN: was the focus of net selling of foreign investors in October with value up to 2,944.7 billion dong
MSN	84,200	0.24%	-2.09%	2,962,170	2,998,080	
SBT	15,350	0.00%	6.23%	4,609,020	5,073,540	
VJC	105,500	0.00%	1.44%	654,220	828,330	
FPT	53,000	0.38%	4.54%	2,692,970	3,193,520	
MWG	106,800	-0.37%	1.71%	1,042,110	1,132,050	- HPG: Board member Ta Tuan Quang sold 900,000 shares via matching method, from October 12 to October 28. After the transaction, Mr. Quang holds nearly 4.4 million units, equivalent to 0.1% of capital
PNJ	71,700	0.99%	8.64%	1,667,320	1,776,710	
REE	41,900	-0.71%	0.36%	379,790	517,050	
SSI	17,500	0.86%	4.79%	6,861,070	7,021,490	
HPG	30,650	-0.16%	0.82%	35,703,880	31,644,680	

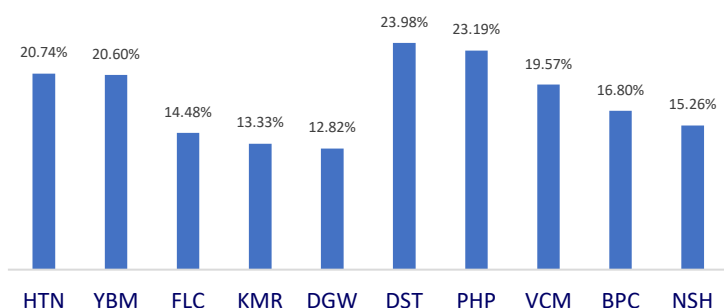
Top most traded tickers (Volume - in million)



Foreign net flow 10 nearest sessions (Billion VND)



Top increases in 3 consecutive sessions



Top decreases in 3 consecutive sessions

