

GLOBAL MARKET	1D	YTD	YTD
DJI	29,438.42	-1.16%	3.15%
S&P500	3,567.79	-1.16%	10.43%
NASDAQ	11,801.60	-0.82%	31.53%
VIX	23.84	4.98%	
FTSE 100	6,385.24	0.31%	-15.34%
DAX	13,201.89	0.52%	-0.36%
CAC40	5,511.45	0.52%	-7.81%
Nikkei	25,728.14	-1.10%	8.76%
Shanghai	3,347.30	0.22%	8.55%
Kospi	2,545.64	0.26%	15.83%
Hang Seng	26,544.29	0.49%	-6.70%
STI (Singapore)	2,788.59	0.36%	-13.48%
SET (Thailand)	1,364.59	1.09%	-14.60%
Crude oil (\$/barrel)	41.58	1.14%	-31.56%
Gold (\$/ounce)	1,868.05	-0.57%	23.08%

- The Covid-19 epidemic in the United States became worse and worse, and the new restrictions on the vaccine overshadowed the positive news about the vaccine. At the end of November 18, US stocks recorded the second consecutive day of decline in the context that the recent recovery momentum has stopped. The Dow Jones industrial average fell 344.93 points, or 1.2%, to 29,438.42 points, although it sometimes rose to 147 points. The S&P 500 lost 1.2%, or 41.74 points, to close at 3,567.79 points. Nasdaq Composite fell 0.8%, or 97.74 points, to 11,801.60 points. The major indexes all ended near the intraday low.

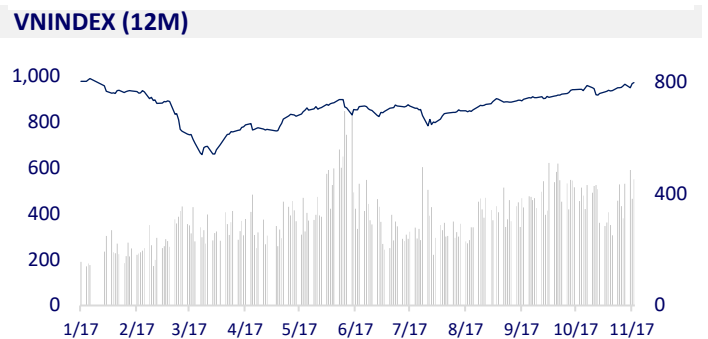
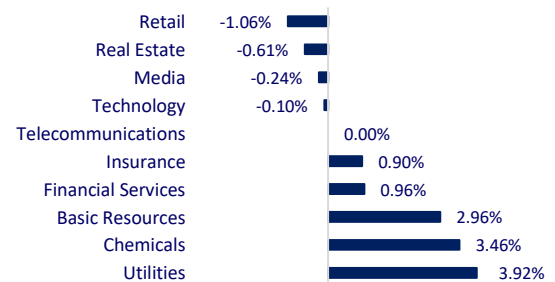
VIETNAM ECONOMY	1D (bps)	YTD (bps)
Vnibor	0.11%	0
Deposit interest 12M	5.80%	0
5 year-Gov. Bond	1.36%	0
10 year-Gov. Bond	2.26%	4
USD/VND	23,270	0.03%
EUR/VND	28,138	-0.18%
CNY/VND	3,568	0.00%

- The GDS has just announced the preliminary data on the trade situation in the first 10 months of 2020. The total import and export value of the whole country reached more than 440 billion USD, up 2.7% over the same period, of which exports nearly 230 billion USD, and importing more than 210 billion USD. Trade surplus reached nearly 20 billion USD, a record level.

VIETNAM STOCK MARKET	1D	YTD
VN-INDEX	973.53	0.48%
VN30	937.67	0.32%
HNX	146.80	0.15%
UPCOM	65.88	-0.41%
Net Foreign buy (B)	444.32	
Total trading value (B)	11,381.39	9.69%

- Foreign investors' trade was no longer negative when they bought 29.3 million shares, worth 1,054.8 billion VND, while sold 29.7 million shares, worth 611.7 billion VND. Total net selling volume was 481,989 shares, but in terms of net buying value, net buying was over 444 billion dong

ETF & DERIVATIVES	1D	YTD
FUESSV50	13,900	7.75%
E1VFN30	15,700	5.37%
VN30F2106	942.0	0.34%
VN30F2103	889.4	0.00%
VN30F2012	944.0	0.50%
VN30F2011	936.0	-0.21%

**CHANGE IN PRICE BY SECTOR**

**EVENT CALENDAR**

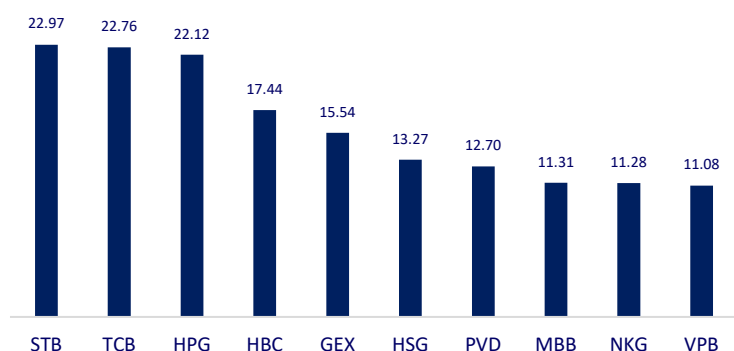
Ticker	Ex-right Date	Last register Date	Exercise Date	Type	Rate	Value
CLC	11/19/2020	11/20/2020	12/14/2020	Cash		1,000
PAC	11/19/2020	11/20/2020	12/14/2020	Cash		1,000
TV4	11/19/2020	11/20/2020	12/3/2020	Cash		500
TDC	11/19/2020	11/20/2020	12/17/2020	Cash		1,000
IJC	11/19/2020	11/20/2020	12/10/2020	Cash		1,000
WSB	11/19/2020	11/20/2020	12/11/2020	Cash		1,000
MA1	11/19/2020	11/20/2020	12/2/2020	Cash		1,000

## SELECTED NEWS

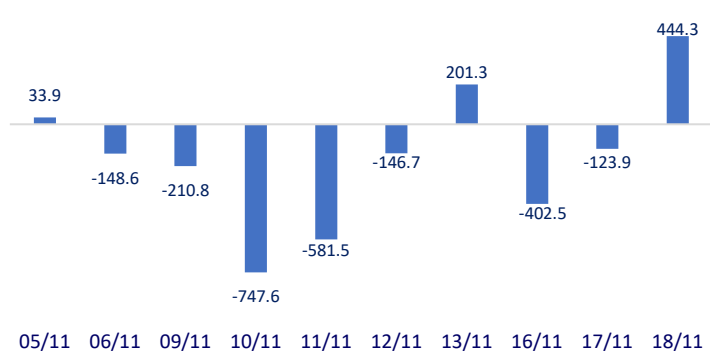
- The risk of Chinese investors "landing" in Vietnamese industrial zones
- The lowest home and car loan interest rate in many years
- The National Assembly agrees to 'save' Vietnam Airlines
- Bloomberg: The US accelerates its plans to delist Chinese companies
- Russia discovered strains of nCoV appearing in Siberia, when it recorded a new record number of deaths
- The US started Covid-19 vaccination in four states of Rhode Island, Texas, New Mexico and Tennessee

	Close	1D	5D	Buying vol.	Selling vol.	Content
VCB	87,600	0.00%	3.18%	1,408,060	1,427,680	- MBB: Nearly 362 million MBB shares will be additionally traded from November 26. This is the amount of shares that MBB issued to pay dividends in 2019 at the rate of 15%. After the issuance, the bank's charter capital increased to VND 27,988 billion, of which 25.6 million treasury shares
BID	40,050	-0.62%	1.65%	2,643,820	2,959,600	
CTG	32,750	0.77%	7.38%	13,689,360	14,204,320	
TCB	23,350	0.00%	6.14%	64,968,360	45,203,650	
VPB	24,900	-0.40%	4.84%	10,496,200	13,508,060	
MBB	19,650	0.51%	7.67%	20,179,020	21,187,670	
HDB	25,650	-0.19%	-0.58%	8,688,210	8,231,410	- NVL: Novaland will issue 379,550 shares to Citigroup Global Markets Limited to convert 5 international bonds at the conversion price of VND 60,000/share. Conversion date on 11/16/2020
EIB	17,200	-0.58%	-0.29%	833,600	1,070,910	
STB	14,200	2.53%	4.41%	45,766,860	41,837,720	
NVL	61,500	-0.49%	-0.81%	1,837,060	2,426,880	
TCH	18,850	0.53%	1.62%	23,481,550	10,724,500	
KDH	24,600	0.82%	0.82%	2,128,710	2,031,940	
ROS	2,220	0.00%	-0.89%	9,463,640	10,519,590	- Oil continues to rise on the hope of OPEC + supply cuts. WTI price increased by more than 0.1%, and Brent crude oil price increased by more than 0.5%.
GAS	80,000	5.96%	9.29%	6,156,190	5,162,890	
POW	9,730	0.83%	1.34%	11,830,000	13,540,470	
PLX	48,400	0.00%	-0.92%	879,670	898,980	
VIC	104,900	-1.04%	-0.85%	1,917,120	1,241,350	
VHM	77,300	-1.28%	0.91%	3,294,740	4,122,630	
VRE	27,500	1.10%	3.77%	8,285,920	8,281,200	- VIC: Foreign investors bought the most VIC with the value of 309 billion dong, however, they net sold 312 billion dong of VIC shares through put-through
VNM	109,400	1.67%	1.77%	5,236,080	5,667,730	- VNM: VNM was bought the most by foreign investors yesterday with a value of 101 billion dong.
SAB	183,600	0.77%	0.99%	299,010	360,960	- MWG: MWG has just passed a loan decision at HSBC with a limit of 120 million USD, a period of 2 years with the option to increase the loan term by 364 days. The purpose of borrowing under MWG is to supplement working capital, capital costs, and perform general business investment purposes of the Company as well as other affiliates.
MSN	82,900	-2.47%	-13.10%	1,998,560	1,663,560	
SBT	16,200	2.21%	2.53%	6,382,610	5,420,790	
VJC	113,500	0.44%	-0.26%	1,145,190	999,500	
FPT	54,000	0.00%	1.89%	3,142,630	3,644,260	
MWG	110,600	-1.25%	2.41%	1,593,330	1,639,930	
PNJ	73,500	-0.68%	2.23%	1,510,060	1,575,200	
REE	43,900	-0.57%	3.66%	572,040	691,750	
SSI	18,400	0.82%	5.14%	13,361,100	15,508,700	
HPG	34,600	3.75%	10.54%	42,874,020	32,846,480	

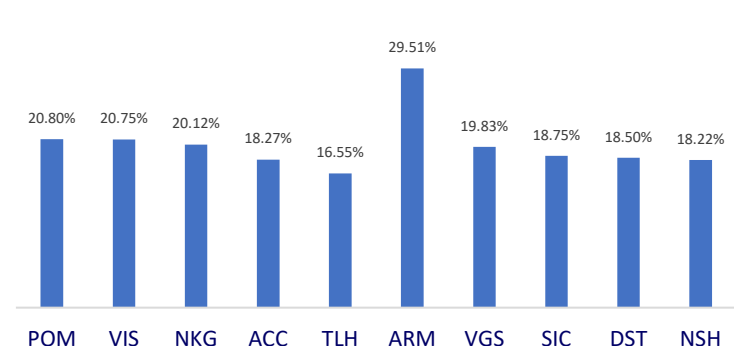
Top most traded tickers (Volume - in million)



Foreign net flow 10 nearest sessions (Billion VND)



Top increases in 3 consecutive sessions



Top decreases in 3 consecutive sessions

