

GLOBAL MARKET	1D	YTD	YTD
DJI	29,910.37	0.13%	4.81%
S&P500	3,638.35	0.24%	12.62%
NASDAQ	12,205.85	0.92%	36.03%
VIX	20.84	-1.93%	
FTSE 100	6,367.58	0.07%	-15.58%
DAX	13,335.68	0.37%	0.65%
CAC40	5,598.18	0.56%	-6.36%
Nikkei	26,644.71	0.40%	12.63%
Shanghai	3,408.31	1.14%	10.52%
Kospi	2,633.45	0.29%	19.83%
Hang Seng	26,894.68	0.28%	-5.47%
STI (Singapore)	2,855.82	-0.06%	-11.39%
SET (Thailand)	1,437.78	0.29%	-10.02%
Crude oil (\$/barrel)	45.03	-0.04%	-25.88%
Gold (\$/ounce)	1,785.20	-1.35%	17.63%

- The US stock market on November 27 was supported by a positive statement by national economic advisor Larry Kudlow on the positive outlook of the US - China trade relationship. Specifically, the Dow Jones increased by 108.49 points to 24,748.73 points.

Meanwhile, the S&P 500 increased by 0.3% to 2,682.20 points, while the Nasdaq rose slightly from the reference at 7,082.70 points. At the beginning of the session, the Dow Jones fell more than 200 points to the lowest level of the day.

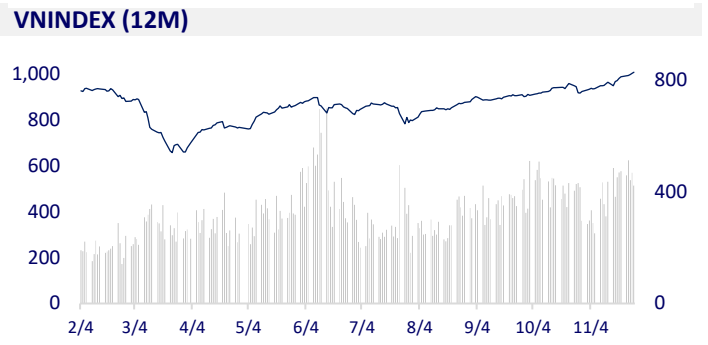
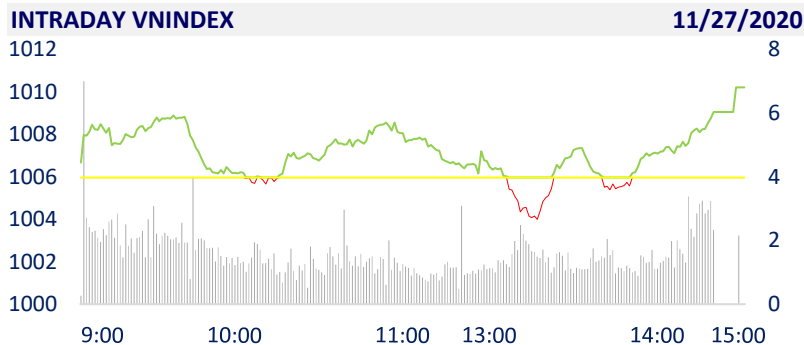
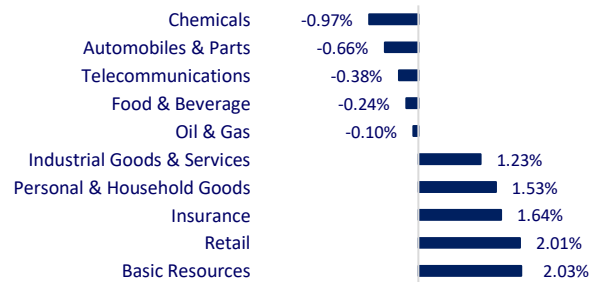
VIETNAM ECONOMY		1D (bps)	YTD (bps)
Vnibor	0.10%	0	-133
Deposit interest 12M	5.80%	0	-70
5 year-Gov. Bond	1.20%	-15	-279
10 year-Gov. Bond	2.29%	8	-241
USD/VND	23,248	-0.03%	0.08%
EUR/VND	28,412	0.40%	6.81%
CNY/VND	3,555	-0.06%	4.68%

- Generally, 11 months of 2020, the IIP was estimated to increase by 3.1% over the same period last year, lower than the 9.3% increase of the same period in 2019. Specifically, the manufacturing increased by 4.7%. (the same period in 2019 increased by 10.6%), contributing 3.8 bps to the general growth; power generation and distribution rose 3.2%, contributing 0.3 bps.

VIETNAM STOCK MARKET		1D	YTD
VN-INDEX	1,010.22	0.42%	5.12%
VN30	971.11	0.72%	10.47%
HNX	148.17	-0.15%	44.54%
UPCOM	66.79	0.44%	18.11%
Net Foreign buy (B)	89.34		
Total trading value (B)	11,022.05	-7.98%	214.92%

- Foreign investors' trade was quite positive when they returned to a net buying of 90 billion dong. In which, the buying power focused mainly on fund certificates VFMVN Diamond ETF (FUEFVND) with the value of 229.4 billion dong.

ETF & DERIVATIVES		1D	YTD
FUESSV50	14,200	10.08%	12.25%
E1VFN30	16,240	8.99%	10.03%
VN30F2106	971.8	0.40%	
VN30F2103	889.4	0.00%	
VN30F2101	972.0	0.31%	
VN30F2012	974.5	0.44%	

**CHANGE IN PRICE BY SECTOR**

**EVENT CALENDER**

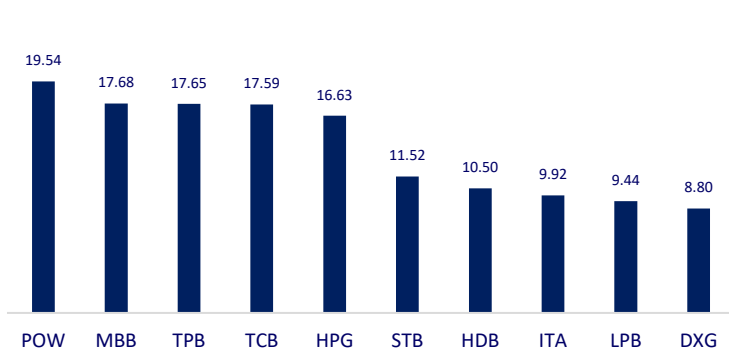
Ticker	Ex-right Date	Last register Date	Exercise Date	Type	Rate	Value
IHK	11/30/2020	12/1/2020	12/10/2020	Cash		700
SAB	11/30/2020	12/1/2020	12/18/2020	Cash		2,000
SBV	11/30/2020	12/1/2020	12/11/2020	Cash		1,200
SIP	11/30/2020	12/1/2020	12/15/2020	Cash		1,000
ACC	12/1/2020	12/2/2020	12/25/2020	Cash		500
LAI	12/1/2020	12/2/2020	12/22/2020	Cash		2,000
HLD	12/1/2020	12/2/2020	12/11/2020	Cash		4,500

## SELECTED NEWS

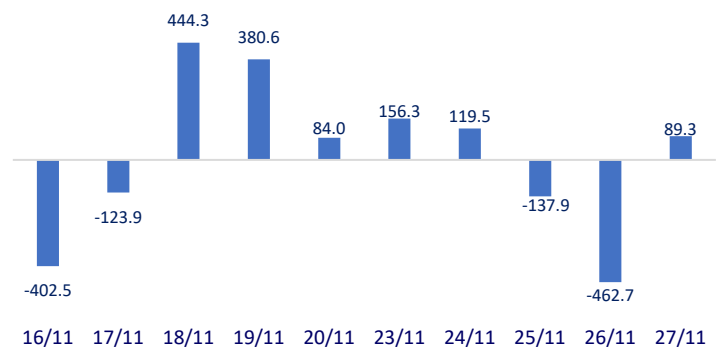
- Applying the 3-quarter temporary tax payment not lower than 75% from 2021
- Nghe An proposed to stop implementing the project of thermal power center with nearly 4.5 billion USD
- Nikkei Asia: Japan's retail giant - Takashimaya expands investment in real estate in Vietnam
- Britain's 300-year worst economic recession could last because of Brexit
- The United States experienced the most deaths from Covid-19 in 6 months
- Trade tensions increased, China imposed anti-dumping duties on Australian alcohol

	Close	1D	5D	Buying vol.	Selling vol.	Content
VCB	94,500	0.53%	2.16%	1,560,800	1,654,940	- MBB: MBB announces that Deputy General Director Le Quoc Minh has registered to buy 1 million MBB shares, is expected to increase its ownership from 0.036% to 0.082%, or nearly 2.3 million shares, for personal investment. Trading is done according to the matching method on the floor from December 2 to December 31
BID	42,450	-0.35%	3.03%	3,625,160	6,432,950	
CTG	34,050	0.00%	2.56%	10,362,900	14,567,480	
TCB	23,700	0.42%	1.28%	21,082,720	28,420,970	
VPB	27,000	-0.74%	5.88%	9,041,970	11,472,790	
MBB	20,000	2.56%	3.63%	41,932,910	23,944,960	
HDB	21,450	6.76%	5.52%	23,368,480	15,710,600	
EIB	17,100	-0.87%	-0.87%	511,060	589,400	
STB	14,500	0.00%	2.47%	23,079,750	30,710,020	
NVL	60,900	-0.16%	-1.14%	1,568,000	2,180,460	
TCH	20,200	-2.18%	-0.49%	9,081,460	11,320,290	
KDH	26,400	0.57%	-0.19%	3,478,310	3,864,840	- CPI in November decreased by 0.01% compared to the previous month due to the decrease in gasoline prices according to world fuel prices.
ROS	2,190	0.46%	-0.90%	9,127,940	12,229,270	
GAS	83,500	0.24%	2.08%	1,536,910	1,750,650	- VHM increased by 5.7% last week to VND 83,000 / share and was an important factor in helping VN-Index surpass 1,000 points.
POW	10,250	3.74%	3.74%	42,697,230	35,784,750	
PLX	51,300	-0.19%	1.38%	1,046,610	1,475,820	- MSN: MSN has completed two major M&A deals in 2020 in the minerals and meat segments.
VIC	105,200	-0.85%	1.35%	1,032,450	1,568,800	
VHM	83,000	0.36%	5.73%	3,551,790	4,241,410	- MWG: According to Chairman of MWG, Bach Hoa Xanh is valued at about 1.5 billion USD while Dien May Xanh is 2 billion USD and The Gioi Di Dong has 1 billion USD.
VRE	27,750	-0.54%	0.36%	9,363,420	10,441,090	
VNM	109,800	-0.09%	-0.99%	4,432,510	4,478,870	
SAB	193,500	-0.77%	0.78%	111,730	335,450	
MSN	83,700	0.00%	2.07%	738,980	987,110	
SBT	18,350	2.80%	4.86%	11,029,850	6,809,510	
VJC	119,000	-0.92%	0.08%	587,700	682,760	
FPT	56,200	0.90%	1.81%	3,426,060	3,795,250	
MWG	115,500	2.39%	4.24%	2,364,900	2,599,500	
PNJ	78,800	3.41%	7.07%	2,018,690	2,208,770	
REE	47,600	2.59%	6.97%	830,320	775,950	
SSI	19,350	1.04%	6.32%	9,456,000	11,420,820	
HPG	36,250	3.28%	1.54%	43,629,070	29,337,930	

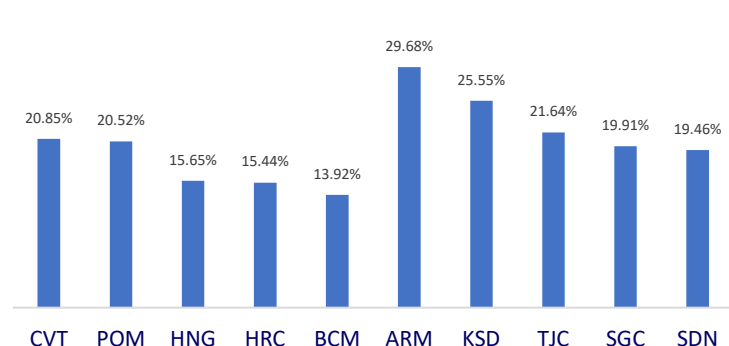
Top most traded tickers (Volume - in million)



Foreign net flow 10 nearest sessions (Billion VND)



Top increases in 3 consecutive sessions



Top decreases in 3 consecutive sessions

