

GLOBAL MARKET	1D	YTD	YTD
DJI	30,068.81	-0.35%	5.36%
S&P500	3,672.82	-0.79%	13.68%
NASDAQ	12,338.95	-1.94%	37.52%
VIX	22.27	7.69%	
FTSE 100	6,564.29	0.08%	-12.97%
DAX	13,340.26	0.47%	0.69%
CAC40	5,546.82	-0.25%	-7.21%
Nikkei	26,817.94	1.33%	13.36%
Shanghai	3,371.96	-1.12%	9.34%
Kospi	2,755.47	2.02%	25.38%
Hang Seng	26,502.84	0.75%	-6.85%
STI (Singapore)	2,843.07	0.62%	-11.79%
SET (Thailand)	1,482.67	0.25%	-7.21%
Crude oil (\$/barrel)	45.69	0.35%	-24.79%
Gold (\$/ounce)	1,839.85	-1.75%	21.23%

- At the end of 9/12 session, US stocks moved to the peak level set during the session, when technology stocks had negative movements and investors considered the prospect of new stimulus package. The Dow Jones Industrial Average closed 105.07 points lower, or 0.35%, at 30,068.81 points. The S&P 500 fell 0.8% to 3,672.82 points. The Nasdaq Composite lost 1.9 percent to close at 12,338.95 points. Earlier in the session, the Dow rose more than 100 points. Even the main index also hit a new record for the day.

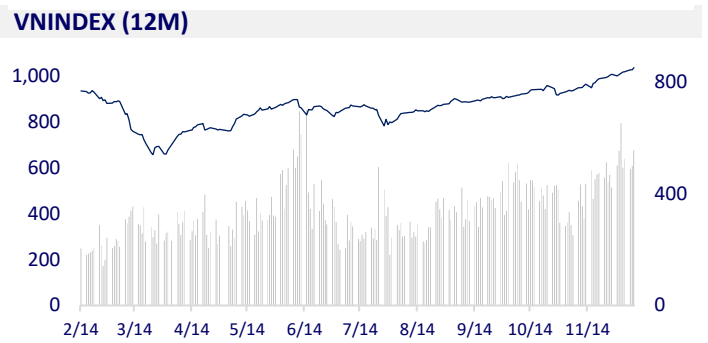
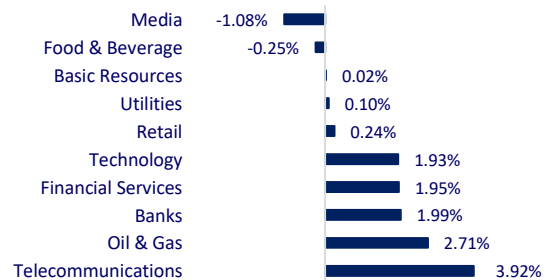
VIETNAM ECONOMY	1D (bps)	YTD (bps)
Vnibor	0.11%	0
Deposit interest 12M	5.80%	0
5 year-Gov. Bond	1.27%	-2
10 year-Gov. Bond	2.06%	-1
USD/VND	23,225	0.01%
EUR/VND	28,659	-0.23%
CNY/VND	3,570	-0.14%

- On 8-Dec, the Ministry of Finance informed the implementation of the State budget estimate and the management and administration of state budget revenues and expenditures. Accordingly, the total realized state budget revenue in November is estimated at 109tr dong. The accumulated revenue of 11 months in 2020 is estimated at 1,261tr dong, (83.4% of the estimate).

VIETNAM STOCK MARKET	1D	YTD
VN-INDEX	1,039.13	0.96%
VN30	1,004.03	1.05%
HNX	158.74	1.36%
UPCOM	69.26	0.46%
Net Foreign buy (B)	38.16	
Total trading value (B)	13,271.02	9.87%

- Foreign investors saw a net buying session with a value of 38 billion dong, buying focused on VCB (40.7 billion dong), VNM (22.9 billion dong), and VJC (20.8 billion dong). On the other side, foreigners mainly sold GMD (-60 billion dong) and VRE (-34 billion dong).

ETF & DERIVATIVES	1D	YTD
FUESSV50	14,800	14.73%
E1VFN30	16,920	13.56%
VN30F2106	1,005.4	1.56%
VN30F2103	889.4	0.00%
VN30F2101	1,006.5	1.51%
VN30F2012	1,008.0	1.51%

CHANGE IN PRICE BY SECTOR

EVENT CALENDER

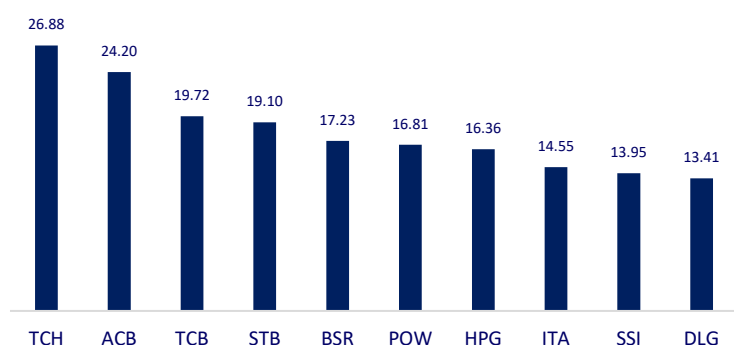
Ticker	Ex-right Date	Last register Date	Exercise Date	Type	Rate	Value
BTV	12/10/2020	12/11/2020	12/25/2020	Cash		400
CTI	12/10/2020	12/11/2020	12/24/2020	Cash		1,200
PGI	12/10/2020	12/11/2020	12/28/2020	Cash		1,000
NSS	12/10/2020	12/11/2020	12/28/2020	Cash		4,000
CEG	12/10/2020	12/11/2020	12/25/2020	Cash		500
BNA	12/10/2020	12/11/2020	1/11/2021	Cash		500
TVB	12/10/2020	12/11/2020	12/23/2020	Cash		1,000

SELECTED NEWS

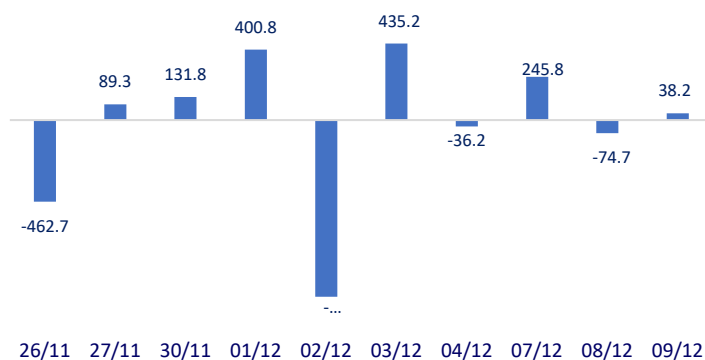
- Budget revenue in 11 months of 2020 decreases 7.8% over the same period
- The Ministry of Agriculture noted that enterprises: China strengthened the control of imported frozen seafood
- Nearly 80% of enterprises have not been able to access the support packages due to the COVID-19 epidemic
- South Korea is considering joining the CPTPP
- China's CPI dropped for the first time since 2009
- Restaurants in America "collapsed" massively because of Covid-19

	Close	1D	5D	Buying vol.	Selling vol.	Content
VCB	96,500	3.65%	3.21%	2,058,820	1,680,140	- VCB: Vietcombank will pay 8% cash dividend. The last registration date for the exercise of the right to receive dividends in 2019 is December 22, 2020. The latest dividend payment date is January 8, 2021.
BID	43,800	2.58%	5.54%	6,427,770	6,728,480	
CTG	34,500	0.00%	2.22%	12,116,590	15,223,930	
TCB	25,750	3.00%	2.59%	34,961,490	34,814,980	
VPB	28,450	0.35%	2.71%	8,345,550	11,054,610	
MBB	21,400	0.23%	0.23%	19,496,670	27,076,860	- KDH: CTBC Vietnam Equity Fund bought 300,000 shares, bringing the total number to 2,710,240 shares (0.485%)
HDB	22,650	2.03%	2.72%	9,561,590	10,699,730	
EIB	17,100	0.29%	-0.58%	683,130	737,150	
STB	15,900	0.32%	3.25%	42,615,750	44,273,600	
NVL	62,800	3.63%	3.80%	4,787,770	3,881,800	
TCH	19,650	1.03%	-2.00%	40,285,860	40,231,430	- Gasoline prices today continued to decline after declining yesterday, oil prices fell before reports of inventories are surging.
KDH	27,600	1.28%	2.79%	2,378,680	2,234,480	
ROS	2,200	0.00%	1.85%	9,942,920	15,870,500	
GAS	86,100	0.00%	2.50%	2,019,030	2,379,170	
POW	11,400	0.44%	5.56%	31,892,640	33,961,120	
PLX	52,300	3.16%	2.75%	2,773,630	2,752,080	- VIC: Approved guaranteeing the obligations of Vinsmart Research and Production JSC
VIC	106,000	0.95%	0.95%	1,230,490	1,229,790	
VHM	85,000	0.71%	-0.23%	3,494,750	3,682,470	
VRE	28,400	0.71%	-0.35%	13,094,340	11,387,130	
VNM	109,700	0.46%	0.64%	2,638,920	3,636,700	
SAB	200,500	-2.67%	1.88%	183,100	216,480	- VNM: was one of the stocks that were net bought by foreign investors yesterday with a value of 22.9 billion dong.
MSN	85,400	-0.12%	2.64%	1,190,220	2,108,340	
SBT	19,100	0.26%	0.53%	6,089,580	4,860,620	
VJC	120,000	1.27%	0.42%	939,750	856,390	
FPT	57,500	2.31%	3.42%	5,149,040	5,202,950	
MWG	115,000	0.44%	0.88%	1,818,790	1,701,560	- HPG: Hoa Phat established a real estate company with charter capital of VND 2,000 billion to manage real estate investment, construction and development activities.
PNJ	78,400	-0.13%	2.60%	1,008,840	1,460,030	
REE	46,750	0.54%	-3.21%	1,489,050	1,859,830	
SSI	22,700	3.65%	15.23%	24,630,530	20,853,020	
HPG	38,500	0.26%	9.07%	28,836,060	29,933,190	

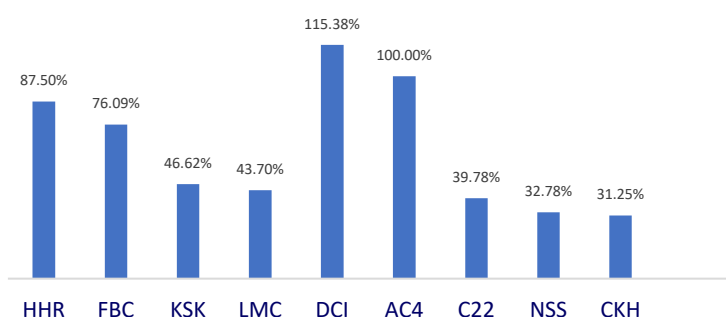
Top most traded tickers (Volume - in million)



Foreign net flow 10 nearest sessions (Billion VND)



Top increases in 3 consecutive sessions



Top decreases in 3 consecutive sessions

