

GLOBAL MARKET		1D	YTD
DJI	30.046,37	0,16%	5,28%
S&P500	3.663,46	-0,13%	13,39%
NASDAQ	12.377,87	-0,23%	37,95%
VIX	23,31		
FTSE 100	6.546,75	-0,80%	-13,20%
DAX	13.114,30	-1,36%	-1,02%
CAC40	5.507,55	-0,76%	-7,87%
Nikkei	26.652,52	-0,39%	12,66%
Shanghai	3.347,19	-0,77%	8,54%
Kospi	2.770,06	0,86%	26,05%
Hang Seng	26.505,87	0,36%	-6,84%
STI (Singapore)	2.821,70	-0,12%	-12,45%
SET (Thailand)	1.482,67	0,00%	-7,21%
Crude oil (\$/barrel)	46,62	-1,19%	-23,26%
Gold (\$/ounce)	1.839,65	-0,12%	21,21%

In a volatile session, the S&P 500 quickly trimmed a slide that reached about 1% earlier Friday, and at ending session only 0,13%. The equity benchmark still notched its worst weekly drop since October amid an impasse over a relief package and concern about tougher restrictions as coronavirus cases swept across the nation. Giants Facebook Inc. and Tesla Inc. paced declines in the Nasdaq 100, while the Dow Jones Industrial Average rose as Walt Disney Co. soared to an all-time high after a bold forecast for its new streaming services.

Stocks pared losses as lawmakers passed a stopgap spending bill to avert a federal-government shutdown, but gave no signals of an imminent stimulus deal.

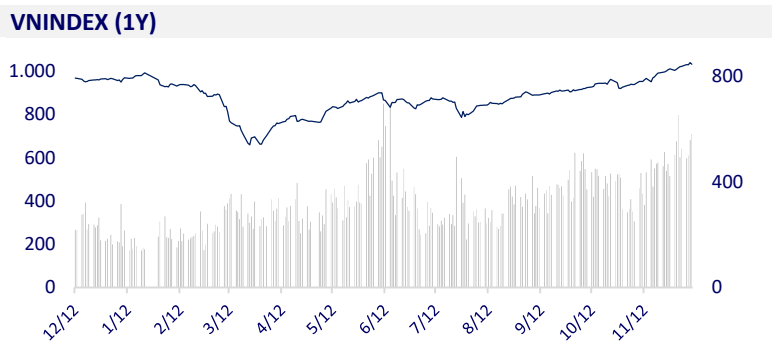
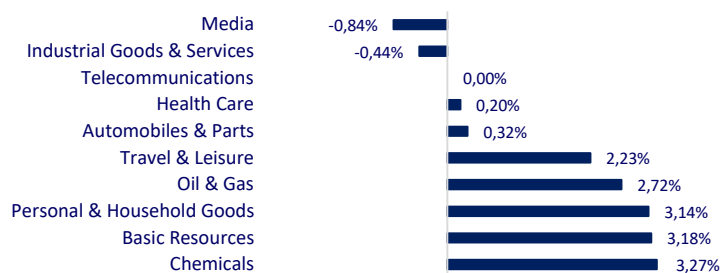
VIETNAM ECONOMY		1D (bps)	YTD (bps)
Vnibor	0,11%	0	-132
Deposit interest 12M	5,80%	0	-70
5 year-Gov. Bond	1,28%	0	-271
10 year-Gov. Bond	2,07%	0	-263
USD/VND	23,225	0,00%	-99,90%
EUR/VND	28,745	-0,19%	-99,89%
CNY/VND	3,568	-0,03%	-99,89%

ADB recorded a rapid growth of Vietnam from 0.4% in 2Q2020 to 2.6% in 3Q2020, bringing the average growth rate for the January-September period to 2.1%. Overall, for the whole 2020, Vietnam's GDP is forecast to reach 2.3% from 1.8% in September thanks to increased public investment, domestic consumption recovers, and trade increases. Currently, the Government of Vietnam sets the annual growth target of 2.5-3%.

VIETNAM STOCK MARKET		1D	YTD
VN-INDEX	1.045,96	1,46%	8,84%
VN30	1.008,65	1,45%	14,74%
HNX	162,32	1,90%	58,35%
UPCOM	68,72	0,01%	21,52%
Net Foreign buy (B)	695,22		
Total trading value (B)	12.128,63	-22,06%	246,53%

Foreign investors net bought nearly 700 billion. The net buying force focused on PME stocks, VFMVN Diamond ETF certificates and VCB on HOSE; PVS and SHB were the stocks to be bought the most on the HNX. The VN-Index ended up 1.46%, reaching 1,045.96 points; The HNX-Index increased by 1.90%, reaching 162.32 points.

ETF & DERIVATIVES		1D	YTD
FUESSV50	14.750	14,34%	16,60%
E1VFN30	16.920	13,56%	14,63%
VN30F2106	1.008,0	0,73%	
VN30F2103	889,4	0,00%	
VN30F2101	1.007,6	0,65%	
VN30F2012	1.008,1	0,61%	

**CHANGE IN PRICE BY SECTOR**

**EVENT CALENDER**

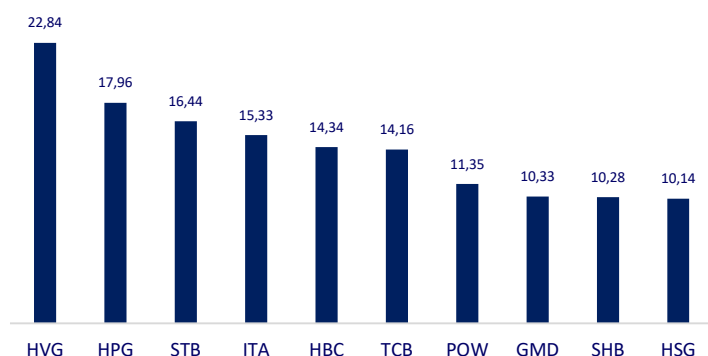
Ticker	Ex-right Date	Last register Date	Exercise Date	Type	Rate	Value
DGC	12/14/2020	12/15/2020	1/11/2021	Cash		1.500
CAV	12/15/2020	12/16/2020	12/31/2020	Cash		1.000
PGC	12/15/2020	12/16/2020	12/30/2020	Cash		1.200
PLC	12/16/2020	12/17/2020	12/30/2020	Cash		1.000
TMS	12/16/2020	12/17/2020	12/31/2020	Cash & Stock	100:15	500
TFC	12/16/2020	12/17/2020	12/30/2020	Cash		250
MSN	12/17/2020	12/18/2020	12/30/2020	Cash		1.000

## SELECTED NEWS

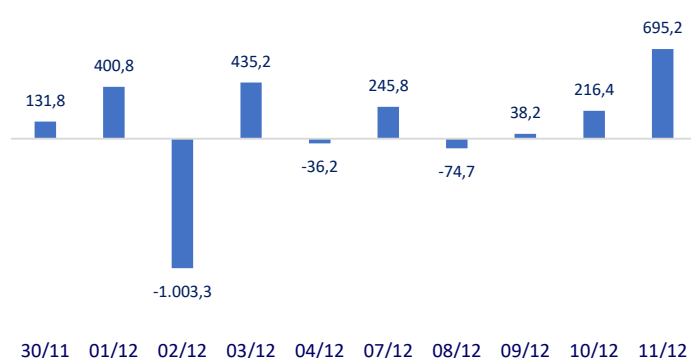
- In 10-11/2020, the credit growth rate of the banking system averaged nearly 1.2% / month, nearly double the average rate of the first 9 months.
- Textile and garment affirms its position and aims to export 55 billion USD by 2025.
- HCM City will have a credit package of more than 4,000 billion VND, 0% interest rate to support businesses facing difficulties because of COVID-19.
- The Fed may soon send a positive signal about the US economy.
- The risk of defaults on local governments in China increases, a sign of new loans to repay old debts.
- On December 13, the Germany Government agreed to impose a full blockade from December 16.

	Close	1D	5D	Buying vol.	Selling vol.	Content
VCB	97.200	0,00%	6,70%	1.138.500	1.228.110	- CTG: Announcement on the last registration date to pay 2019 cash dividend - December 18, 2020. - VPB: Report on transaction results of the insiders and related persons participating in the purchase of ESOP. - HDB: HDBank has just received the award "Top Retail Bank and SME", recognized by customers and organizations under the Vietnam Trust 2020 program.
BID	45.800	4,21%	9,96%	7.669.700	6.864.660	
CTG	34.750	2,21%	0,14%	15.292.860	14.063.170	
TCB	25.650	1,38%	3,43%	25.949.960	23.444.720	
VPB	28.300	1,07%	1,80%	7.071.520	7.434.440	
MBB	21.500	2,14%	2,63%	27.561.600	16.219.550	- NVL: BOD's resolution on adjusting the plan of issuing shares to the General Meeting of Shareholders. - KDH: Report on the results of the bond repurchase before maturity with a value of VND 58 billion.
HDB	22.250	0,00%	2,53%	7.297.570	7.370.110	
EIB	17.100	-0,58%	0,29%	541.530	523.270	
STB	15.800	1,61%	1,28%	45.631.740	32.793.930	
NVL	63.900	0,00%	5,79%	2.564.470	2.785.140	
TCH	19.150	0,26%	-2,79%	6.042.810	13.990.200	Oil was steady in New York ahead of the rollout of the first Covid-19 vaccine in the U.S., raising optimism of a recovery in fuel demand in the world's biggest crude consumer.
KDH	27.950	-0,18%	3,71%	2.317.960	3.262.770	
ROS	2.170	-0,46%	-1,81%	11.227.550	13.188.000	
GAS	86.100	2,01%	0,70%	1.917.890	1.985.790	
POW	11.650	3,10%	0,87%	20.147.980	22.295.840	
PLX	53.000	2,71%	4,33%	1.972.930	1.839.560	- VNM: Announce the date of registration to exercise the right to receive second cash dividend advance of 2020 - January 6, 2021.
VIC	106.800	1,81%	0,95%	945.950	1.263.430	
VHM	85.000	1,67%	0,12%	4.259.960	3.537.930	
VRE	28.600	1,42%	2,14%	8.550.240	9.010.350	
VNM	112.600	0,54%	3,30%	3.433.380	4.155.980	
SAB	204.700	3,33%	1,34%	128.840	136.540	- MWG: Report on the results of trading shares of an affiliated person of Phan Thi Thu Hien - selling 500,000 shares. - SSI: Notice of collecting written opinions of Shareholders' General Meeting about issuing shares under ESOP program.
MSN	84.500	0,72%	-1,74%	1.977.840	1.605.640	
SBT	18.800	1,35%	-2,08%	4.760.780	4.256.060	
VJC	122.200	2,00%	3,12%	973.070	931.820	
FPT	57.000	0,88%	2,33%	2.948.890	3.082.840	
MWG	114.300	0,44%	0,35%	1.299.470	1.369.460	
PNJ	77.400	6,03%	-0,65%	3.174.080	2.129.040	
REE	47.500	0,42%	1,06%	645.440	853.560	
SSI	23.550	3,29%	17,46%	23.303.370	14.434.790	
HPG	38.800	3,19%	5,01%	33.787.350	27.753.680	

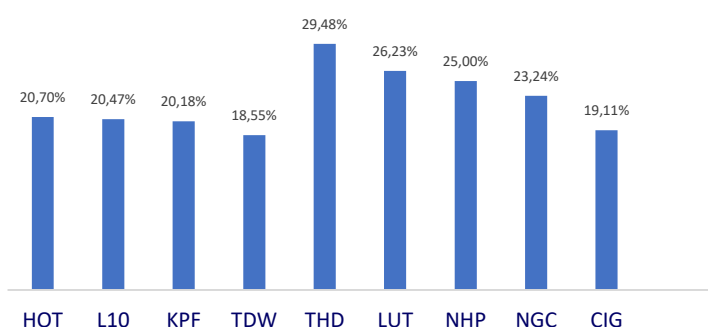
Top most traded tickers (Volume - in million)



Foreign net flow 10 nearest sessions (Billion VND)



Top increases in 3 consecutive sessions



Top decreases in 3 consecutive sessions

