

GLOBAL MARKET	1D	YTD	YTD
DJI	30,179.05	-0.41%	5.75%
S&P500	3,709.41	-0.35%	14.81%
NASDAQ	12,755.64	-0.07%	42.16%
VIX	21.57	-1.64%	
FTSE 100	6,529.18	-0.33%	-13.43%
DAX	13,630.51	-0.27%	2.88%
CAC40	5,527.84	-0.39%	-7.53%
Nikkei	26,763.39	-0.16%	13.13%
Shanghai	3,394.90	-0.29%	10.09%
Kospi	2,772.18	0.06%	26.14%
Hang Seng	26,498.60	-0.67%	-6.86%
STI (Singapore)	2,848.98	-0.32%	-11.60%
SET (Thailand)	1,482.38	-0.10%	-7.23%
Crude oil (\$/barrel)	48.11	-0.33%	-20.81%
Gold (\$/ounce)	1,902.90	0.88%	25.38%

- The US stock market on December 18 all went down when the lawmakers still could not agree on a bill to save the damage caused by the COVID-19 pandemic. At the end of December 18, the Dow Jones lost 124.32 points to 30,179.05 points; The S&P 500 lost 13.07 points to 3,709.41 points; Nasdaq fell 9.11 points to 12,755.64 points.

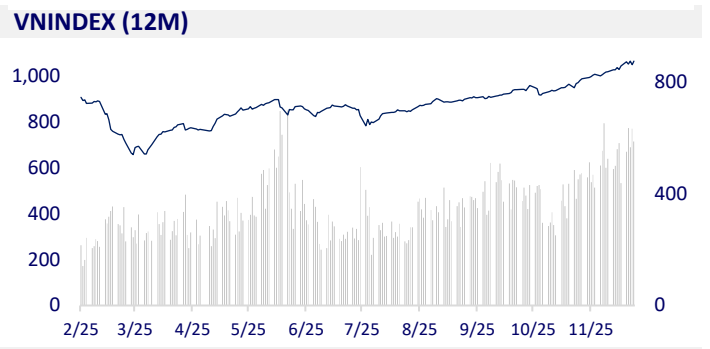
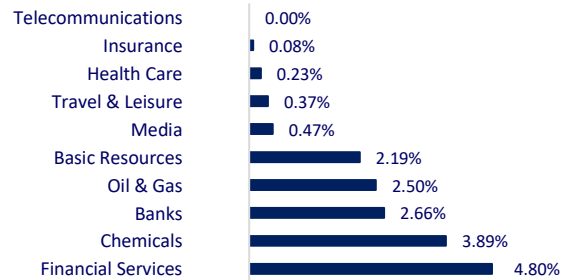
VIETNAM ECONOMY	1D (bps)	YTD (bps)
Vnibor	0.10%	0
Deposit interest 12M	5.80%	0
5 year-Gov. Bond	1.14%	-10
10 year-Gov. Bond	2.17%	16
USD/VND	23,218	0.00%
EUR/VND	28,976	-0.28%
CNY/VND	3,572	-0.06%

- Prime Minister Nguyen Xuan Phuc emphasized the view that Vietnam does not manipulate the currency as the recent conclusion of the US Treasury Department. Instead, the monetary policy of Vietnam is to stabilize the macro-economy, not to devalue the currency to have an unfair commercial advantage.

VIETNAM STOCK MARKET	1D	YTD
VN-INDEX	1,067.46	1.49%
VN30	1,036.65	1.94%
HNX	177.02	2.92%
UPCOM	70.95	0.94%
Net Foreign buy (B)	-775.39	
Total trading value (B)	14,768.01	-9.82%

- Foreign investors saw a net selling of 2,230 billion dong in the week of 14-18/12, gathering a lot of domestic ETF fund. Foreign capital transactions were no longer as positive as last week when they bought 199.6 million shares, worth 6,229 billion VND while selling 260 million shares, worth 8,459 billion VND.

ETF & DERIVATIVES	1D	YTD
FUESSV50	15,100	0.67%
E1VFN30	17,300	1.76%
FUESSV30	12,710.0	1.68%
FUEVFN30	16,140.0	0.88%
VN30F2106	1,033.4	1.68%
VN30F2103	889.4	0.00%
VN30F2101	1,032.9	1.76%
VN30F2012	1,028.0	1.31%

CHANGE IN PRICE BY SECTOR

EVENT CALENDAR

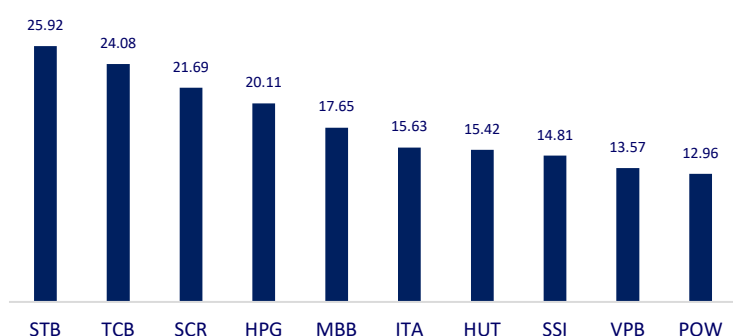
Ticker	Ex-right Date	Last register Date	Exercise Date	Type	Rate	Value
KTL	12/21/2020	12/22/2020	1/6/2021	Cash		978
NKG	12/21/2020	12/22/2020	1/5/2021	Cash		300
VCB	12/21/2020	12/22/2020	1/8/2021	Cash		800
VCI	12/22/2020	12/23/2020	1/5/2021	Cash		1,000
SMB	12/22/2020	12/23/2020	1/4/2021	Cash		1,000
FOX	12/23/2020	12/24/2020	1/22/2021	Cash		2,000
VCC	12/24/2020	12/25/2020	1/15/2021	Cash		1,000

SELECTED NEWS

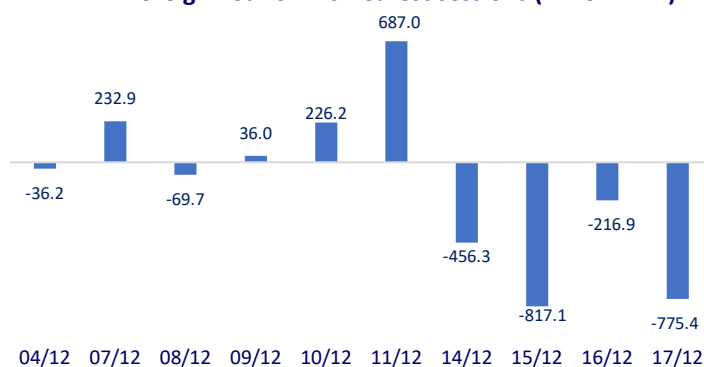
- HSBC: Vietnam's GDP will grow by 2.6% in 2020, 8.1% in 2021
- Walmart wants to work directly with Vietnamese suppliers
- Japanese brands poured capital into Vietnam
- The US Congress agreed on a \$ 900 billion bailout package after months of negotiation
- USD price continues to go down
- Reuters: USA will add a dozen Chinese companies to the blacklist

	Close	1D	5D	Buying vol.	Selling vol.	Content
VCB	98,900	3.02%	1.75%	1,603,480	1,704,220	- VPB: On December 17, 2020, VPB announced that 30% of the shares issued under the employee selection program in 2019 (ESOP 2019) will be transferred from December 22, 2020. Expected clearance amount is 4.4 million shares.
BID	47,000	1.29%	2.62%	4,279,690	4,602,740	
CTG	34,600	1.47%	0.99%	10,231,630	11,608,240	
TCB	29,200	3.00%	13.84%	28,008,790	27,128,580	
VPB	31,650	6.93%	11.84%	17,324,290	11,921,980	
MBB	23,100	4.52%	7.44%	51,935,570	28,214,420	
HDB	23,700	4.18%	6.52%	16,654,090	15,591,360	- KDH: CTBC Vietnam Equity Fund bought 500,000 shares, bringing total ownership to 3,710,240 shares (0.6639%). Execution date December 16, 2020.
EIB	17,200	0.88%	0.58%	712,330	1,038,500	
STB	17,000	2.41%	7.59%	59,821,450	49,544,950	
NVL	66,000	0.00%	3.29%	5,519,420	5,789,990	
TCH	19,300	0.78%	0.78%	10,802,330	15,085,310	
KDH	27,700	0.73%	-0.89%	3,536,580	3,231,620	
ROS	2,200	0.00%	1.38%	14,062,410	15,716,140	- Recorded at 5:00 am on December 21, the US WTI increased by nearly 1.6% to \$49.1/barrel, the estimated Brent increased by more than 1.3% to \$52.3/barrel
GAS	84,900	0.95%	-1.39%	1,003,310	1,579,220	
POW	12,000	1.27%	3.00%	26,394,550	27,169,100	
PLX	53,800	2.87%	1.51%	1,426,770	1,422,430	
VIC	104,700	0.00%	-1.97%	2,155,070	2,156,720	
VHM	85,300	0.71%	0.35%	4,646,470	5,677,110	
VRE	30,150	1.34%	5.42%	19,093,540	18,975,350	- VHM, VRE are the top stocks that were net bought by foreign investors with a total value of 104b dong in the restructuring session of FTSE and VNM on 18/12/2020
VNM	110,400	0.00%	-1.95%	5,274,840	5,450,950	-
SAB	201,800	1.92%	-1.42%	347,110	178,460	- HPG: Dragon Capital sold 1.5 million HPG shares of Hoa Phat Group (HoSE: HPG), reducing its holding to 197.5 million units, equivalent to nearly 6% of capital. The transaction date that changes the ownership rate to over 1% is December 15. Temporarily calculated at the closing price on December 15 at 38,600 VND / share, Dragon Capital may have collected 57.9 billion VND.
MSN	84,100	0.12%	0.72%	1,721,450	2,501,380	
SBT	19,800	0.00%	5.32%	6,937,680	5,124,450	
VJC	125,000	0.32%	2.29%	1,276,590	1,004,990	
FPT	56,900	0.71%	-0.18%	2,675,110	2,924,780	
MWG	115,000	1.32%	0.61%	1,928,800	2,063,680	
PNJ	77,300	1.98%	-0.13%	993,940	1,186,450	
REE	46,600	0.65%	-1.89%	742,940	867,980	
SSI	26,800	6.99%	13.80%	29,679,220	20,295,710	
HPG	38,600	2.52%	-0.52%	43,031,380	31,674,020	

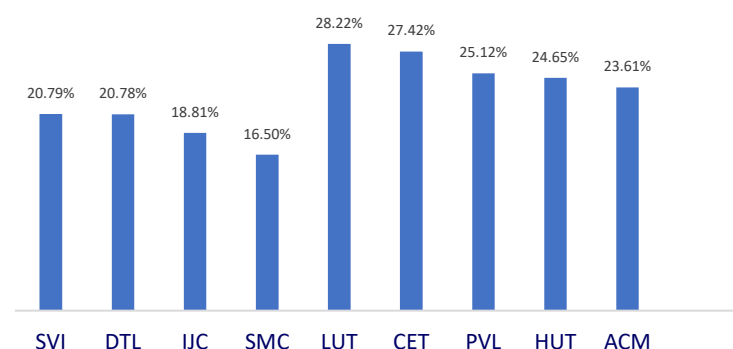
Top most traded tickers (Volume - in million)



Foreign net flow 10 nearest sessions (Billion VND)



Top increases in 3 consecutive sessions



Top decreases in 3 consecutive sessions

