

GLOBAL MARKET	1D	YTD	YTD
DJI	30,129.83	0.38%	5.58%
S&P500	3,690.01	0.07%	14.21%
NASDAQ	12,771.11	-0.29%	42.33%
VIX	23.31	-3.80%	
FTSE 100	6,495.75	0.66%	-13.88%
DAX	13,587.23	1.26%	2.55%
CAC40	5,527.59	1.11%	-7.54%
Nikkei	26,524.79	0.33%	12.12%
Shanghai	3,382.32	0.76%	9.68%
Kospi	2,759.82	0.96%	25.58%
Hang Seng	26,343.10	0.86%	-7.41%
STI (Singapore)	2,833.40	0.22%	-12.09%
SET (Thailand)	1,416.02	-0.59%	-11.38%
Crude oil (\$/barrel)	48.30	3.51%	-20.49%
Gold (\$/ounce)	1,881.45	0.51%	23.97%

- At the end of December 23, the S&P 500 index erased almost all of the intraday gains and closed almost unchanged as investors massively took profits, amidst Trump's continued conflict with Congress on the stimulus package. The S&P 500 rose less than 0.1 percent, or just 2.75 points, to 3,690.01, after rising 0.7 percent earlier in the day. The Dow Jones industrial average rose 114.32 points, or 0.38%, to 30,129.83 points. At the intraday high, the Dow Jones rallied 277 points. Nasdaq Composite fell 0.3 percent, or 36.80 points, to 12,771.11, as major tech stocks Amazon, Apple and Microsoft all fell.

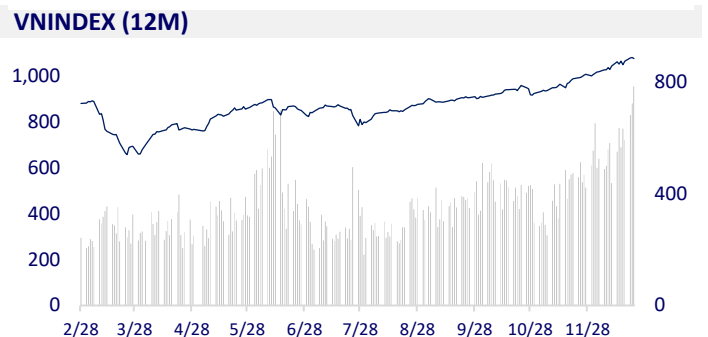
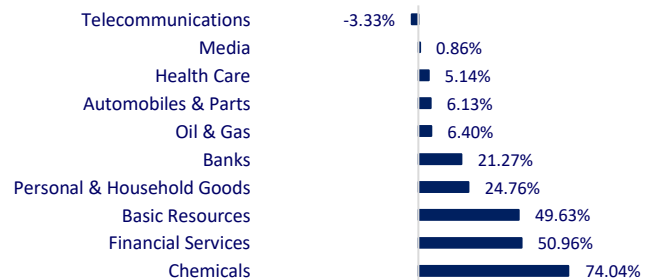
VIETNAM ECONOMY	1D (bps)	YTD (bps)
Vnibor	0.11%	0
Deposit interest 12M	5.80%	0
5 year-Gov. Bond	1.27%	1
10 year-Gov. Bond	2.05%	0
USD/VND	23,225	0.00%
EUR/VND	28,944	0.28%
CNY/VND	3,571	0.03%

- The latest preliminary statistics of the General Department of Customs show that the total value of goods import and export of Vietnam in the period 1 December 2020 (from December 1 to December 15, 2020) reached 25 45, down 2.5% (corresponding to a decrease of 651) compared to the results in the second half of November 2020.

VIETNAM STOCK MARKET	1D	YTD
VN-INDEX	1,078.90	-0.42%
VN30	1,045.70	-0.62%
HNX	190.25	1.28%
UPCOM	73.59	1.06%
Net Foreign buy (B)	-172.03	
Total trading value (B)	17,836.03	1.47%

- Session 23/12: Foreign investors continued to be net sellers, VN-Index ended the series of 3 consecutive gaining sessions. Foreign investors' trade is a minus point today when they net sold more than 172 billion dong on the whole market, the selling focused on a few stocks such as KBC, VRE, GEX ...

ETF & DERIVATIVES	1D	YTD
FUESSV50	15,100	0.67%
E1VFN30	17,300	1.76%
FUESSV30	12,710.0	1.68%
FUEVFN30	16,140.0	0.88%
VN30F2106	1,033.4	1.68%
VN30F2103	889.4	0.00%
VN30F2101	1,032.9	1.76%
VN30F2012	1,028.0	1.31%

CHANGE IN PRICE BY SECTOR

EVENT CALENDAR

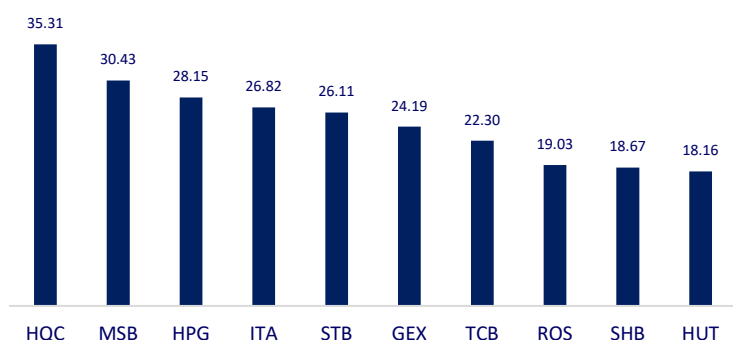
Ticker	Ex-right Date	Last register Date	Exercise Date	Type	Rate	Value
VCC	12/24/2020	12/25/2020	1/15/2021	Cash		1,000
CDC	12/24/2020	12/25/2020		Stock		0.40
MDN	12/24/2020	12/25/2020	1/11/2021	Cash		1,200
CMD	12/24/2020	12/25/2020	1/11/2021	Cash		1,500
PPY	12/24/2020	12/25/2020		Stock		0.05
GLT	12/25/2020	12/28/2020	1/11/2021	Cash		600.00
APF	12/25/2020	12/28/2020	1/15/2021	Cash		1,500

SELECTED NEWS

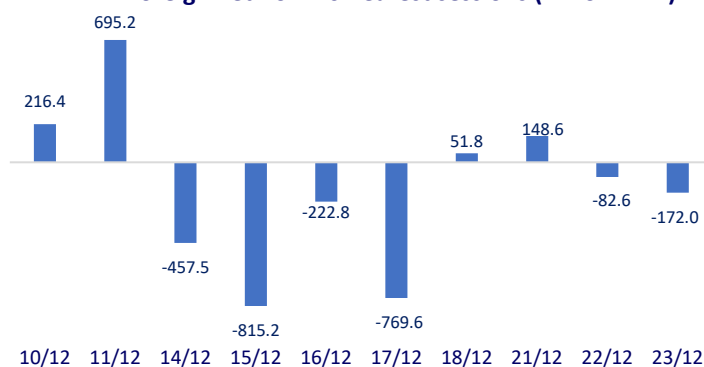
- Vietnam unexpectedly had a trade deficit of USD 883 million in the first half of December
- ADB grants 5 million USD to Vietnam
- Export of crude oil in 2020 may increase by 30% after many consecutive years of decline
- UK GDP grew at a record 16% in the third quarter of 2020
- The US Congress officially passed the 2.3 trillion USD spending bill
- The US plans to "tighten up" the identity of electronic money accounts

	Close	1D	5D	Buying vol.	Selling vol.	Content
VCB	97,500	-0.41%	-1.61%	1,154,760	1,541,540	- BID: BIDV will auction a debt of more than 164 billion of Thang Long Investment and Trade Group (Tincom Group) with a series of collateral assets including debt collection rights, Lexus and BMW cars and cranes.
BID	46,600	-0.53%	-1.69%	3,663,810	4,054,930	
CTG	34,500	-0.86%	-1.15%	9,567,150	14,308,580	
TCB	28,700	-1.71%	2.68%	29,945,080	33,155,440	
VPB	32,000	-3.03%	9.22%	7,053,640	9,986,080	
MBB	22,900	-1.29%	2.92%	19,825,240	24,801,900	
HDB	24,000	-2.44%	7.14%	9,111,600	12,613,090	
EIB	19,500	-0.76%	13.70%	841,770	1,243,770	
STB	16,700	-2.62%	0.60%	33,541,030	52,776,720	
NVL	67,000	0.45%	-0.15%	5,141,820	5,223,670	
TCH	20,300	3.84%	6.28%	19,052,940	25,364,380	
KDH	28,800	0.00%	2.13%	1,661,270	2,206,550	
ROS	2,500	6.84%	13.12%	35,342,730	20,542,190	- Oil prices rose more than 2% on Wednesday, due to declines in stocks of crude oil, gasoline and distillates in the US.
GAS	84,700	-0.70%	-1.28%	1,025,030	1,218,580	
POW	12,400	1.64%	5.98%	31,363,950	35,477,910	
PLX	53,100	-0.19%	-1.12%	1,494,400	1,796,560	
VIC	105,700	0.00%	-1.21%	982,260	1,541,770	- VHM: VHM is the top of the list that foreign investors net bought yesterday with a value of nearly 67 billion dong
VHM	87,400	0.58%	1.39%	5,219,670	5,534,490	
VRE	30,600	0.99%	0.33%	19,054,080	20,517,020	
VNM	110,200	0.27%	-1.25%	4,011,370	4,432,280	- SBT: Ms. Huynh Bich Ngoc - Chairman of the Board and her daughter, gathered over 2m shares and 1.7m SBT shares, respectively. Thereby, raising the ownership rate in SBT after collecting ESOP shares is 26.6%.
SAB	197,000	-1.25%	-1.05%	170,010	253,560	
MSN	82,800	0.00%	-0.84%	1,384,430	1,758,740	
SBT	21,200	-1.40%	7.07%	5,286,300	4,881,820	
VJC	122,600	-0.81%	-4.29%	717,090	726,920	- MWG: The company has approved the business plan in 2021 and submitted it to the Annual General Meeting of Shareholders 2021 with the target of net revenue of 125,000 billion dong and after-tax profit of 4,750 billion dong.
FPT	57,500	-1.03%	0.70%	2,071,390	2,947,720	
MWG	118,100	-1.50%	2.25%	1,525,930	1,995,280	
PNJ	78,000	-0.38%	0.52%	901,150	1,310,250	
REE	48,500	-0.21%	2.54%	722,740	964,460	
SSI	28,800	-2.70%	14.97%	23,390,950	29,514,160	
HPG	40,000	1.65%	3.09%	52,438,980	50,924,560	

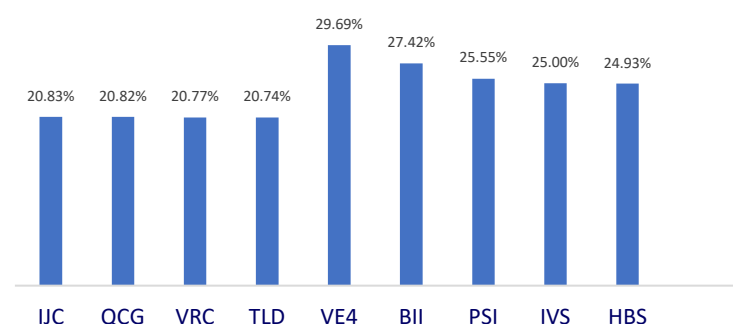
Top most traded tickers (Volume - in million)



Foreign net flow 10 nearest sessions (Billion VND)



Top increases in 3 consecutive sessions



Top decreases in 3 consecutive sessions

