

GLOBAL MARKET	1D	YTD	YTD
DJI	30,409.56	0.24%	6.56%
S&P500	3,732.04	0.13%	15.52%
NASDAQ	12,870.00	0.15%	43.44%
VIX	22.77	-1.34%	
FTSE 100	6,555.82	-0.71%	-13.08%
DAX	13,718.78	-0.31%	3.55%
CAC40	5,599.41	-0.22%	-6.33%
Nikkei	27,444.17	-0.45%	16.01%
Shanghai	3,414.45	1.05%	10.72%
Kospi	2,873.47	1.88%	30.75%
Hang Seng	27,147.11	2.18%	-4.58%
STI (Singapore)	2,869.22	0.74%	-10.98%
SET (Thailand)	1,449.35	-0.86%	-9.29%
Crude oil (\$/barrel)	48.30	0.10%	-20.49%
Gold (\$/ounce)	1,903.65	0.97%	25.43%

- At the end of the 30/12 session, US stocks rose slightly in the context of investors being optimistic about the new Covid-19 vaccine and waiting for new signals on the additional stimulus package. The Dow Jones industrial average rose 73.89 points, or 0.2%, to 30,409.56 points. The 30-stock index was close to hitting a record high at the close. The S&P 500 rose 0.1% to 3,732.04 points. Nasdaq Composite rose 0.2 percent to close at 12,870 points. Wednesday marks the fourth most positive session out of the last five for both the Dow and the S&P 500.

VIETNAM ECONOMY	1D (bps)	YTD (bps)
Vnibor	0.13%	1
Deposit interest 12M	5.80%	0
5 year-Gov. Bond	1.22%	-3
10 year-Gov. Bond	2.03%	0
USD/VND	23,178	-0.11%
EUR/VND	29,103	0.06%
CNY/VND	3,573	0.00%

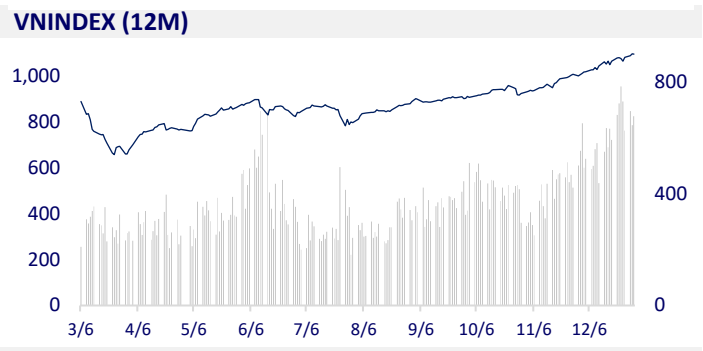
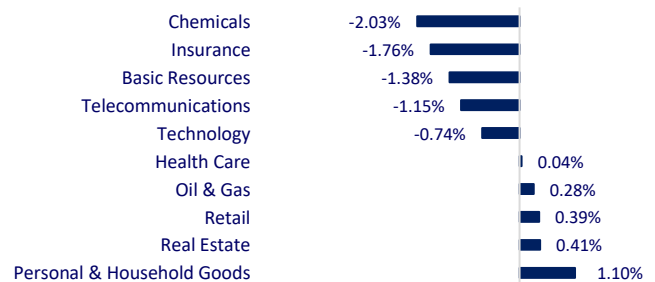
- The Ministry of Finance announced that the budget revenue for the whole year reached 1.47 million billion VND, equaling 98.3% of the estimate, 148,000-150,000 billion VND higher than the figure previously reported to the National Assembly.

VIETNAM STOCK MARKET	1D	YTD
VN-INDEX	1,099.49	0.75%
VN30	1,058.39	0.39%
HNX	197.10	0.27%
UPCOM	73.83	1.00%
Net Foreign buy (B)	-289.07	
Total trading value (B)	17,153.14	-3.17%

- Foreign investors' trade was not really positive as they continued to net sell 289 billion VND on the whole market, the selling focused on HPG (223.4 billion VND) and MBB (50.45 billion VND).

ETF & DERIVATIVES	1D	YTD
FUESSV50	15,100	0.67%
E1VFN30	17,300	1.76%
FUESSV30	12,710.0	1.68%
FUEVFN30	16,140.0	0.88%
VN30F2106	1,033.4	1.68%
VN30F2103	889.4	0.00%
VN30F2101	1,032.9	1.76%
VN30F2102	1,028.0	1.31%

CHANGE IN PRICE BY SECTOR



EVENT CALENDAR

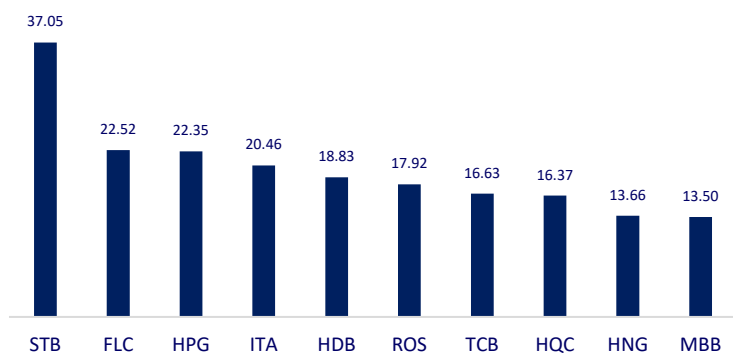
Ticker	Ex-right Date	Last register Date	Exercise Date	Type	Rate	Value
TTD	12/31/2020	1/4/2021	1/15/2021	Cash		800
BID	12/31/2020	1/4/2021	2/3/2021	Cash		800
DRL	1/5/2021	1/6/2021	1/21/2021	Cash		2,000
#REF!	1/5/2021	1/6/2021	1/20/2021	Cash		2,000
QHD	1/5/2021	1/6/2021	2/26/2021	Cash		1,000
DNC	1/6/2021	1/7/2021	2/5/2021	Cash		1,000
BWE	1/6/2021	1/7/2021	4/7/2021	Cash		1,200

SELECTED NEWS

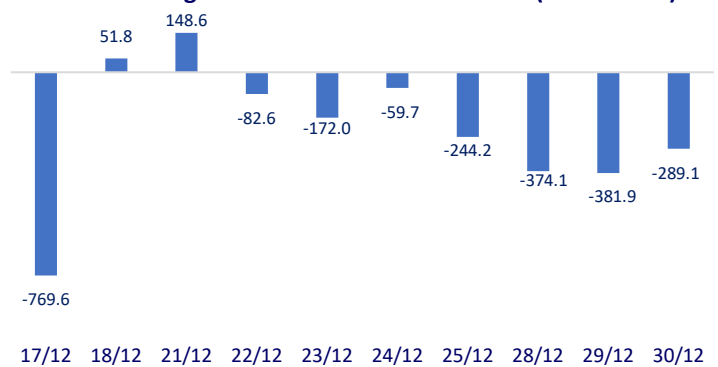
- Vietnam - The UK signs a bilateral trade agreement
- Malaysia imposes antidumping tax on galvanized steel from Vietnam up to 37.14%
- Pangasius export to China decreased by 29.3% because of problems with epidemic prevention inspection procedures
- UK approved vaccine Oxford
- China's peer-to-peer lending industry collapsed, millions of people went empty-handed
- China will adjust monetary policy in 2021

	Close	1D	5D	Buying vol.	Selling vol.	Content
VCB	97,900	-1.31%	0.41%	691,350	1,261,150	- CTG: In 2020, CTG aims to achieve consolidated pre-tax profit of 10,400 billion dong, down 11.7% compared to 2019. In the first 9 months of the year, the bank has a profit of 10,364 billion dong, fulfilling nearly 100% of the plan. suggest
BID	48,050	-0.62%	3.11%	2,347,360	3,506,630	
CTG	34,350	0.59%	-0.43%	9,824,650	14,499,070	
TCB	29,900	0.50%	4.18%	25,831,670	29,361,360	
VPB	31,800	0.32%	-0.63%	8,998,620	9,550,400	
MBB	22,900	-0.22%	0.00%	21,746,510	24,343,190	- HDB: HDB completed all 3 pillars of Basel II ahead of schedule: HDB officially applied the internal assessment of capital adequacy (ICAAP) - pillar 2 of Basel II, and completed early. all 3 pillars of Basel II
HDB	23,600	-0.21%	-1.67%	5,460,900	6,997,800	
EIB	20,100	6.91%	3.08%	897,880	848,760	
STB	16,800	0.60%	0.60%	55,013,080	73,725,330	
NVL	66,800	-1.62%	-0.30%	5,811,650	7,735,000	
TCH	20,200	0.25%	2.01%	10,789,560	16,093,540	- ROS: ROS could be excluded from the VN30 index basket by violating the average market capitalization criterion in the next review period in January 2021.
KDH	29,000	0.52%	0.69%	2,145,670	1,878,540	
ROS	2,500	2.88%	0.00%	33,730,810	35,413,920	
GAS	86,900	-0.23%	2.60%	960,390	1,486,670	
POW	13,400	-0.37%	8.06%	17,807,420	21,367,590	
PLX	54,900	0.37%	3.39%	789,260	1,247,030	- Declining US inventories caused oil prices to rise. Brent oil futures increased 25 cents to \$51.34/barrel. WTI oil futures price increased 40 cents to \$40.4/barrel.
VIC	108,500	1.88%	2.65%	2,367,750	2,908,200	
VHM	90,200	-0.11%	3.20%	3,275,240	4,468,000	
VRE	31,350	-0.95%	2.45%	8,106,590	12,847,580	
VNM	108,800	-0.37%	-1.27%	3,219,370	3,555,010	
SAB	200,000	0.05%	1.52%	160,060	355,290	- VHM: VHM is no longer the parent company of S-Vin because a part of VHM has been transferred in S-Vin
MSN	83,500	0.36%	0.85%	1,335,900	1,788,730	
SBT	20,850	-0.48%	-1.65%	5,128,650	5,950,610	
VJC	124,500	-0.88%	1.55%	660,110	752,620	
FPT	58,100	-0.85%	1.04%	1,820,950	2,735,430	
MWG	117,300	0.09%	-0.68%	1,260,560	1,545,390	- VNM: VNM was one of the three most strongly sold-off by foreign investors yesterday with a value of 45 billion dong.
PNJ	80,400	2.42%	3.08%	2,631,400	2,849,560	
REE	48,300	1.26%	-0.41%	797,700	1,063,880	
SSI	31,500	-0.63%	9.38%	17,421,700	19,713,770	
HPG	40,900	-1.68%	2.25%	33,330,960	33,432,690	

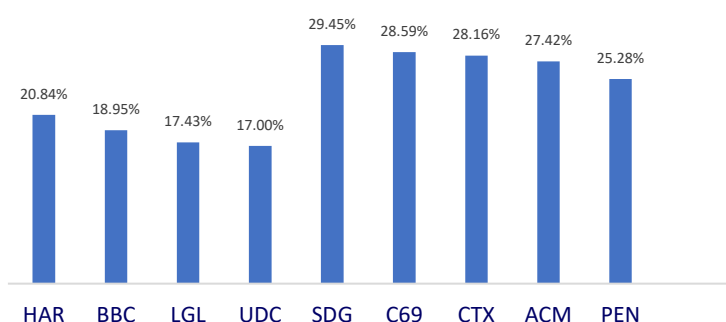
Top most traded tickers (Volume - in million)



Foreign net flow 10 nearest sessions (Billion VND)



Top increases in 3 consecutive sessions



Top decreases in 3 consecutive sessions

