

GLOBAL MARKET	1D	YTD	YTD
DJI	31,188.38	0.83%	2.56%
S&P500	3,851.85	1.39%	3.21%
NASDAQ	13,457.25	1.97%	4.56%
VIX	21.58	-10.97%	
FTSE 100	6,740.39	0.41%	2.82%
DAX	13,921.37	0.77%	1.48%
CAC40	5,628.44	0.53%	0.52%
Nikkei	28,753.00	0.79%	4.77%
Shanghai	3,583.09	0.47%	4.94%
Kospi	3,114.55	0.71%	8.39%
Hang Seng	29,962.47	1.08%	10.37%
STI (Singapore)	2,998.77	0.10%	4.52%
SET (Thailand)	1,515.72	-0.45%	4.58%
Crude oil (\$/barrel)	53.06	-0.28%	9.86%
Gold (\$/ounce)	1,868.85	1.23%	-1.83%

- Ending session 20/1, US stocks hit a new peak when Joe Biden officially became the 46th President of the United States, increasing hopes for another large-scale economic stimulus package. The Dow Jones industrial average rose 257.86 points, or 0.8%, to a new high to close at 31,188.38 points. The S&P 500 rose 1.4 percent to close at a record 3,851.85, led by communications services. Nasdaq Composite rose nearly 2% to 13,457.25, recording a new high.

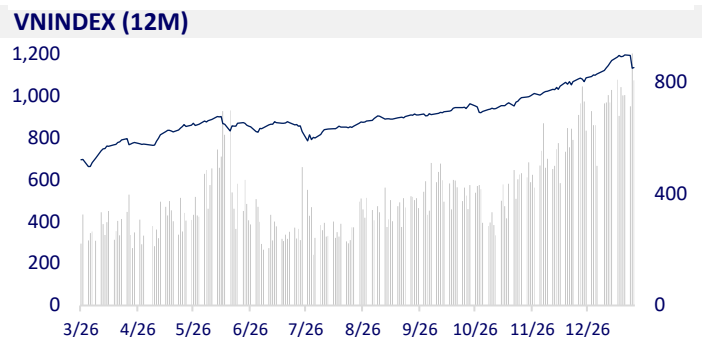
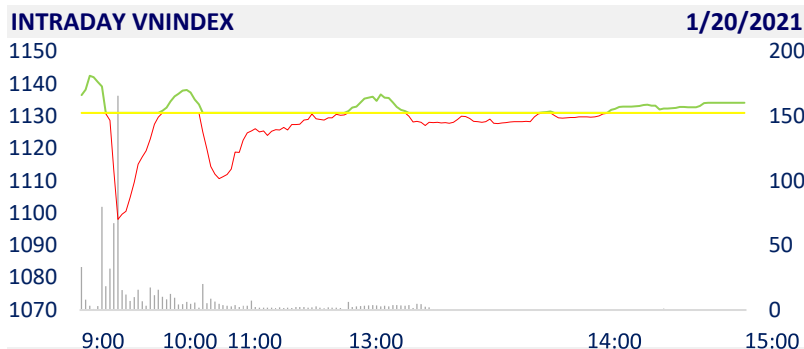
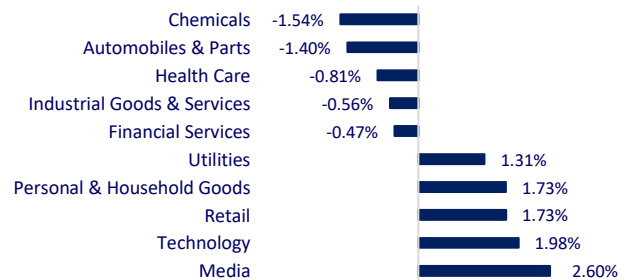
VIETNAM ECONOMY	1D (bps)	YTD (bps)
Vnibor	0.10%	-1
Deposit interest 12M	5.80%	0
5 year-Gov. Bond	1.05%	-17
10 year-Gov. Bond	2.02%	-1
USD/VND	23,171	0.01%
EUR/VND	28,698	-0.03%
CNY/VND	3,603	0.19%

- In 2020, the amount of successfully issued private corporate bonds is worth 403,400b dong, accounting for 69% of the total registered value, an increase of 35.9% compared to 2019. According to Decree 153, participants in offering is a professional securities investor in accordance with the securities law.

VIETNAM STOCK MARKET	1D	YTD
VN-INDEX	1,134.68	0.33%
VN30	1,116.21	0.80%
HNX	233.26	4.12%
UPCOM	76.18	0.04%
Net Foreign buy (B)	237.68	
Total trading value (B)	20,824.85	-18.56%

- Foreign investors' trade was quite positive when they net bought on all 3 exchanges with a total value of 237 billion dong, the buying power focused on Bluechips like VNM (101.51 billion dong), FUEVFNND (101.36 billion dong), and VHM. (VND 83.52 billion) ...

ETF & DERIVATIVES	1D	YTD
FUESSV50	16,500	0.00%
E1VFN30	18,850	0.80%
FUESSV30	13,800.0	-1.15%
FUEVFNND	18,000.0	0.00%
VN30F2106	1,162.0	2.65%
VN30F2103	1,157.2	2.98%
VN30F2101	1,156.0	2.76%
VN30F2102	1,125.0	1.83%

**CHANGE IN PRICE BY SECTOR**

**EVENT CALENDAR**

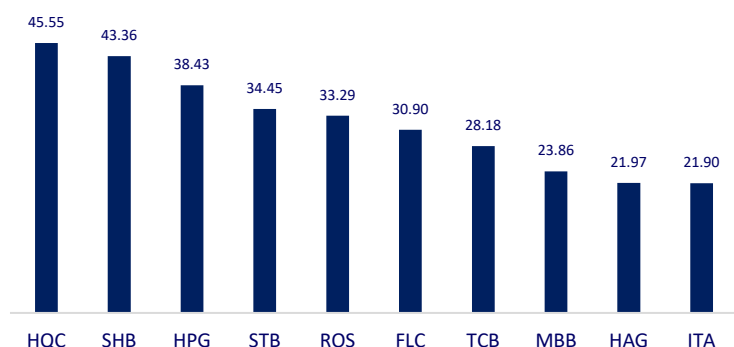
Ticker	Ex-right Date	Last register Date	Exercise Date	Type	Rate	Value
NSL	1/21/2021	1/22/2021	2/8/2021	Cash		630
S4A	1/21/2021	1/22/2021	2/3/2021	Cash		1,000
BST	1/21/2021	1/22/2021	2/5/2021	Cash		1,000
HTC	1/21/2021	1/22/2021	2/5/2021	Cash		300
HDG	1/25/2021	1/26/2021	3/10/2021	Cash		1,000
DPM	1/25/2021	1/26/2021	2/12/2021	Cash		500
GND	1/26/2021	1/27/2021	2/8/2021	Cash		1,000

## SELECTED NEWS

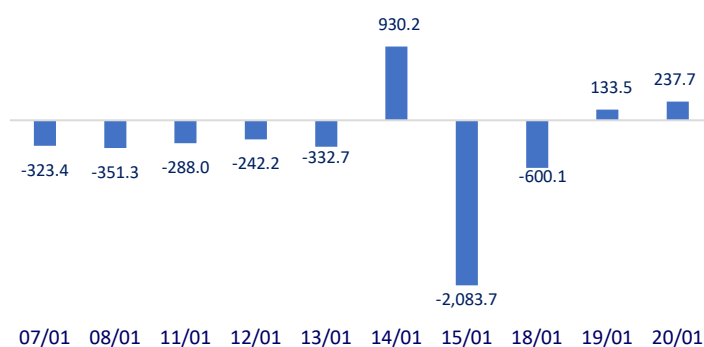
- Deputy Prime Minister asked to prevent transfer pricing, tax evasion
- The output of electricity from wind power sources increased by 10 billion kWh / year compared to the previous report
- Reducing the environmental protection tax on flying fuel until the end of 2021
- Bloomberg: On his first day in office, Mr. Biden will sign a series of decrees to reverse Mr. Trump's legacy
- China kept lending interest rates unchanged, Asian stocks mostly increased
- Malaysia re-blockade almost the entire country to prevent COVID-19 epidemic

	Close	1D	5D	Buying vol.	Selling vol.	Content
VCB	99,100	0.10%	-5.44%	3,119,500	4,623,800	- VPB: VPBank's consolidated revenue for the whole year 2020 is over 39 trillion dong, up 7.4%; of which the parent bank alone reached nearly 21 trillion, up 18.6%. Non-interest income (including income from services and forex and securities trading) continues to be the growth driver of the parent bank's revenue when the year 2020 growth reaches 27%. The ratio of non-interest income to total operating income will increase from 19% in 2019 to 21%.
BID	45,500	0.55%	-6.09%	5,621,700	5,179,000	
CTG	35,650	-0.70%	-7.76%	20,204,000	20,984,800	
TCB	34,500	1.77%	-1.85%	47,536,100	43,272,700	
VPB	34,200	0.88%	-4.20%	13,403,400	14,133,400	
MBB	24,400	0.00%	-6.15%	48,707,200	50,114,600	- ROS: ROS was eliminated from the portfolio of constituent stocks in the VN30 index period 1/2021
HDB	25,500	0.59%	-5.03%	12,921,500	12,239,300	
EIB	20,200	0.00%	-6.05%	1,596,900	1,774,500	
STB	19,000	-1.04%	-2.56%	63,064,200	69,647,700	
NVL	72,000	4.02%	-3.68%	5,869,200	5,605,400	
TCH	23,700	-2.67%	-1.86%	19,625,900	26,929,700	- GAS: GAS and VCB held a contract signing ceremony of 1,500 billion VND to sponsor Project "Phase 2 - Adjusted Nam Con Son 2 gas pipeline project"
KDH	32,800	2.82%	0.00%	2,559,700	2,303,100	
ROS	3,740	2.75%	21.82%	64,161,200	93,355,600	
GAS	86,500	1.76%	-6.99%	1,774,800	2,142,400	
POW	14,000	1.08%	-1.41%	25,697,400	32,104,100	
PLX	53,300	0.57%	-6.49%	2,680,100	2,145,300	- VHM: VHM was in the top net buying session by foreign investors yesterday with a value of over VND 85 billion.
VIC	103,300	0.58%	-7.02%	3,207,400	2,788,400	
VHM	97,500	0.72%	-3.37%	5,654,300	6,994,300	
VRE	36,800	-1.34%	1.66%	10,948,200	15,009,500	
VNM	109,000	1.21%	-4.80%	6,116,300	6,330,800	
SAB	194,700	0.88%	-5.99%	344,500	359,700	- SAB: SAB has been eliminated from the portfolio of constituent shares in the VN30 index period 1/2021
MSN	90,900	0.00%	-2.57%	4,112,600	4,632,000	
SBT	23,400	-2.50%	3.77%	6,204,100	10,084,300	
VJC	130,000	1.64%	-0.99%	1,269,400	833,400	
FPT	63,300	2.10%	-4.81%	8,104,200	5,575,000	
MWG	122,800	2.33%	-2.69%	3,230,400	2,601,300	- SSI: Q4 revenue reached 1,207.6 billion, up 39.4% and pre-tax profit reached 489.3 billion, an increase of 124% compared to the same period in 2019. For the whole year 2020, the Company recorded growth of 43.4% of revenue and 54.4% of profit before tax - equivalent to VND 4,528 billion in revenue and VND 1,565 billion in profit before tax.
PNJ	80,500	1.90%	-2.66%	1,824,200	1,526,600	
REE	53,000	0.38%	-0.38%	1,614,400	1,588,300	
SSI	33,300	-1.48%	-0.60%	26,567,600	30,030,400	
HPG	41,700	0.24%	-6.71%	66,468,100	65,768,100	

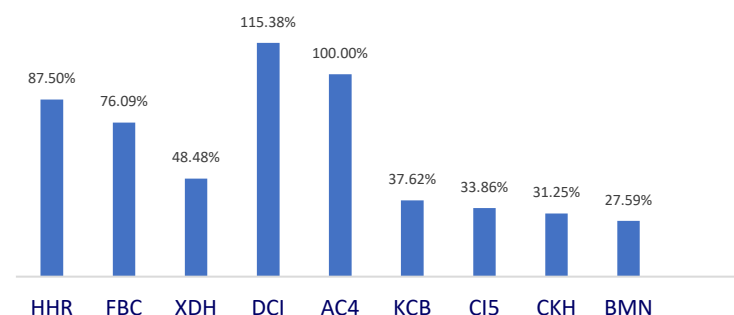
Top most traded tickers (Volume - in million)



Foreign net flow 10 nearest sessions (Billion VND)



Top increases in 3 consecutive sessions



Top decreases in 3 consecutive sessions

