

GLOBAL MARKET	1D	YTD	YTD
DJI	30,996.98	-0.57%	1.93%
S&P500	3,841.47	-0.30%	2.93%
NASDAQ	13,543.06	0.09%	5.23%
VIX	21.91	2.77%	
FTSE 100	6,695.07	-0.30%	2.12%
DAX	13,873.97	-0.24%	1.13%
CAC40	5,559.57	-0.56%	-0.71%
Nikkei	28,718.50	0.27%	4.64%
Shanghai	3,606.75	-0.40%	5.63%
Kospi	3,140.63	-0.64%	9.30%
Hang Seng	29,698.00	-0.46%	9.40%
STI (Singapore)	2,991.53	-0.85%	4.26%
SET (Thailand)	1,497.88	-1.03%	3.35%
Crude oil (\$/barrel)	52.23	-0.87%	8.14%
Gold (\$/ounce)	1,852.85	-0.66%	-2.67%

- The S&P 500 fell slightly on Friday, withdrew from record highs, while strength from major tech stocks pushed the Nasdaq Composite to an all-time high. Closing Friday's session, the S&P 500 dropped 0.3 percent to 3,841.47 after closing at a record high in the previous session. The Dow Jones lost 179.03 points (0.6%) to 30,996.98 points. Meanwhile, the Nasdaq Composite edged up 0.1 percent to a new record high of 13,543.06, supported by major tech stocks.

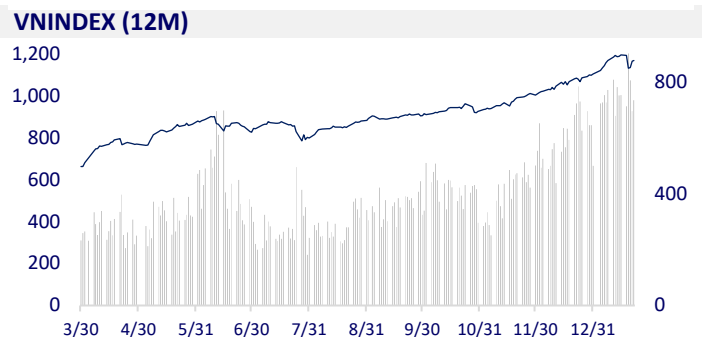
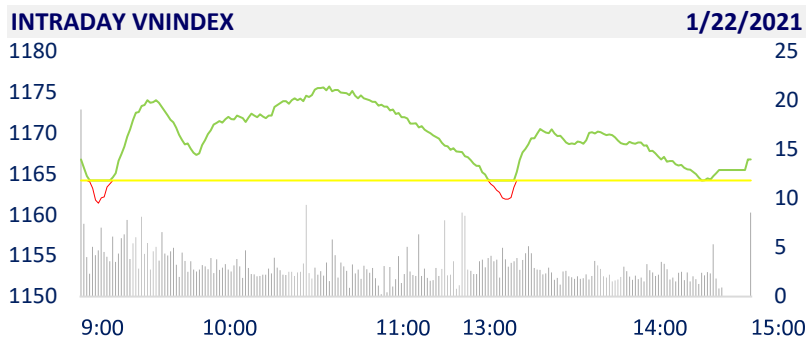
VIETNAM ECONOMY	1D (bps)	YTD (bps)
Vnibor	0.10%	0
Deposit interest 12M	5.80%	0
5 year-Gov. Bond	1.20%	11
10 year-Gov. Bond	1.94%	-13
USD/VND	23,173	-0.01%
EUR/VND	28,765	-0.07%
CNY/VND	3,627	0.58%

- Estimates by GSO, accumulated by the end of 2020, Vietnam's import-export turnover reached \$545.35b, up 5.4% compared to 2019. In which, enterprises have capital FDI reached an export value of \$20.44b, up 8.2% over the previous month. In the opposite direction, Vietnam's import turnover in December reached \$27,904b, an increase of 13% compared to 11/2020.

VIETNAM STOCK MARKET	1D	YTD
VN-INDEX	1,166.78	0.22%
VN30	1,156.58	0.46%
HNX	240.12	-0.06%
UPCOM	77.60	0.18%
Net Foreign buy (B)	-67.09	
Total trading value (B)	18,993.89	3.11%

- After hitting 1,170 points, selling pressure once again increased, causing indices to "drown" gradually towards the end of the session. Many large stocks such as BVH, GAS, HPG, VIC, VNM, PLX, BID, MBB... all declined, affecting the market.

ETF & DERIVATIVES	1D	YTD
FUESSV50	16,900	1.20%
E1VFN30	19,390	0.47%
FUESSV30	14,260.0	0.21%
FUEVFN30	18,600.0	0.00%
VN30F2106	-	-100.00%
VN30F2103	1,180.0	0.06%
VN30F2101	1,177.2	-0.32%
VN30F2102	1,173.5	1.98%

CHANGE IN PRICE BY SECTOR

EVENT CALENDER

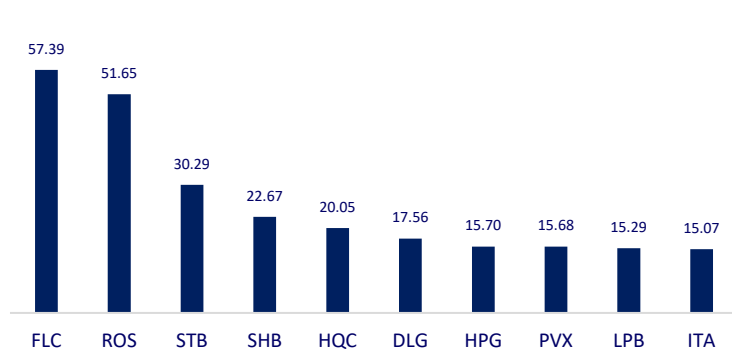
Ticker	Ex-right Date	Last register Date	Exercise Date	Type	Rate	Value
CAV	1/25/2021	1/26/2021	2/5/2021	Cash		3,000
IDB	1/25/2021	1/26/2021	2/8/2021	Cash		500
DPM	1/25/2021	1/26/2021	2/12/2021	Cash		500
HDG	1/25/2021	1/26/2021	3/10/2021	Cash		1,000
GND	1/26/2021	1/27/2021	2/8/2021	Cash		1,000
SIV	1/27/2021	1/28/2021	2/5/2021	Cash		1,000
MDM7	1/28/2021	1/29/2021	2/9/2021	Cash		1,000

SELECTED NEWS

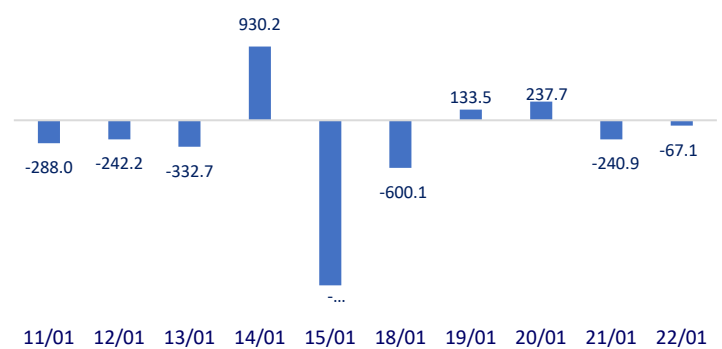
- Bilateral trade between Vietnam and Canada increased by 6.6% in 2020 thanks to the CPTPP
- Trade deficit in December 2020 was lower than estimated, bringing the year surplus to a record high
- Ho Chi Minh City aims to attract US \$ 550 million to invest in industrial parks
- Australia quickly defeated the third Covid-19 outbreak
- The Biden government has expressed a tough stance towards China
- ECB policy meeting amid concerns about Eurozone economic prospects

	Close	1D	5D	Buying vol.	Selling vol.	Content
VCB	103,000	0.00%	-0.19%	1,627,600	2,722,200	- VCB: recorded net interest income of VND 10,390 billion, 20% higher than the same period last year. Net profit from service activities reached 3,068 billion dong, up 2.5 times. Net profit from forex activities also increased by 12% to 943 billion dong. Trading securities alone decreased from 29 billion VND to 16.3 billion VND and other activities lost 64 billion VND, while the profit was 252 billion VND in the same period.
BID	45,250	-2.69%	-7.37%	3,879,500	4,038,300	
CTG	37,600	1.62%	-4.81%	21,467,500	22,297,000	
TCB	36,300	0.28%	-1.49%	20,393,800	26,592,300	
VPB	36,500	0.83%	-2.01%	6,838,200	8,405,800	
MBB	25,600	-0.78%	-4.30%	24,997,800	28,247,700	
HDB	26,100	1.16%	-6.45%	6,071,300	8,111,500	
EIB	20,500	2.50%	-6.82%	977,800	1,036,100	
STB	19,950	-0.25%	-5.45%	52,615,800	60,867,500	
NVL	79,000	4.08%	10.20%	7,799,000	8,765,400	- NVL: NVL ranked 2nd on the list of strong net buying by foreign investors last week with the value of 301 billion VND
TCH	25,900	2.17%	-1.89%	16,001,500	20,232,900	
KDH	33,950	2.88%	-0.15%	2,210,400	2,203,400	
ROS	4,280	7.00%	22.29%	108,669,900	69,526,600	
GAS	86,600	-1.03%	-5.46%	1,441,500	1,757,600	- GAS: Brent oil price dropped by 33%, GAS profit dropped 46% in 4Q to 1,681b dong, GAS made a profit of 7,928b dong for the whole year, down 34%.
POW	14,350	0.00%	0.00%	21,993,600	24,313,400	
PLX	54,300	-1.09%	-3.04%	1,603,300	1,908,800	
VIC	105,000	-0.10%	-5.58%	1,520,100	1,954,000	- VIC: VinFast launched 3 self-driving electric cars: Find a parking space by yourself, one charge can go up to 500km, receive orders from 5/2021
VHM	99,300	0.30%	-2.26%	3,394,400	4,259,400	
VRE	36,900	0.82%	0.54%	12,131,800	14,386,800	
VNM	108,700	-1.45%	-4.57%	3,905,600	4,329,900	-
SAB	194,000	0.00%	-3.24%	223,000	244,000	
MSN	93,300	1.97%	0.32%	4,477,700	4,594,100	
SBT	23,850	-0.63%	0.21%	6,035,500	10,152,200	
VJC	133,800	2.14%	1.52%	1,724,500	1,156,800	
FPT	66,900	1.98%	0.45%	3,939,300	5,653,600	- SSI: SSI: Estimated consolidated interest rate in 2020 will increase by 40%. Specifically, the fourth quarter revenue reached 1,207.6b, an increase of 39.4% and pre-tax profit reached 489.3b, an increase of 124% compared to the same period in 2019.
MWG	127,200	1.76%	-0.47%	2,590,900	2,090,600	
PNJ	84,000	1.94%	1.82%	1,213,500	1,763,200	
REE	54,100	0.93%	1.12%	1,349,600	1,497,200	
SSI	33,750	-2.32%	-8.66%	19,045,600	20,028,000	
HPG	43,650	-1.24%	-1.91%	26,750,300	28,903,900	

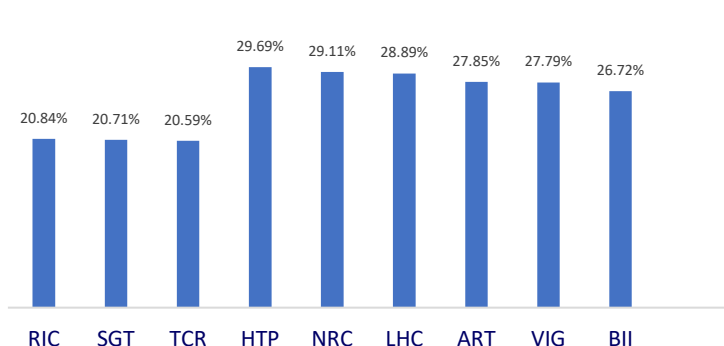
Top most traded tickers (Volume - in million)



Foreign net flow 10 nearest sessions (Billion VND)



Top increases in 3 consecutive sessions



Top decreases in 3 consecutive sessions

