

GLOBAL MARKET	1D	YTD	YTD
DJI	30,603.36	0.99%	0.64%
S&P500	3,787.38	0.98%	1.48%
NASDAQ	13,337.16	0.50%	3.63%
VIX	30.21	-18.81%	
FTSE 100	6,526.15	-0.63%	-0.45%
DAX	13,665.93	0.33%	-0.39%
CAC40	5,510.52	0.93%	-1.59%
Nikkei	28,281.00	0.07%	3.05%
Shanghai	3,505.18	-1.91%	2.66%
Kospi	3,069.05	-1.71%	6.81%
Hang Seng	28,550.77	-2.55%	5.17%
STI (Singapore)	2,920.30	-1.30%	1.78%
SET (Thailand)	1,468.51	-1.98%	1.32%
Crude oil (\$/barrel)	52.36	-0.48%	8.41%
Gold (\$/ounce)	1,843.35	0.40%	-3.17%

- At the end of January 28, US stocks rallied and recovered after a strong sell-off, causing the S&P 500 and Dow Jones to witness the strongest drop in 3 months. The S&P 500 rose 0.98 percent, while the Dow Jones rose 300.19 points, or 0.99 percent, driven by shares of Disney, Intel and American Express. Nasdaq Composite rose 0.5%.

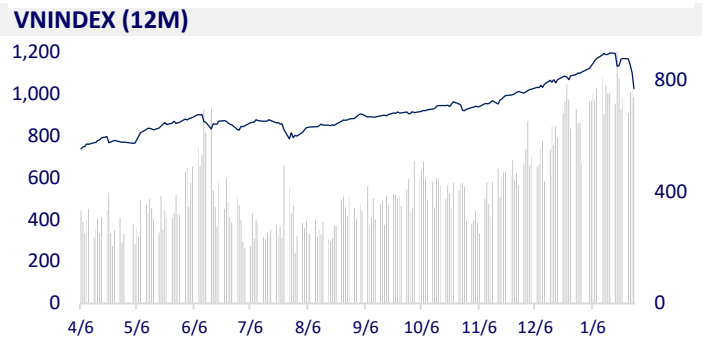
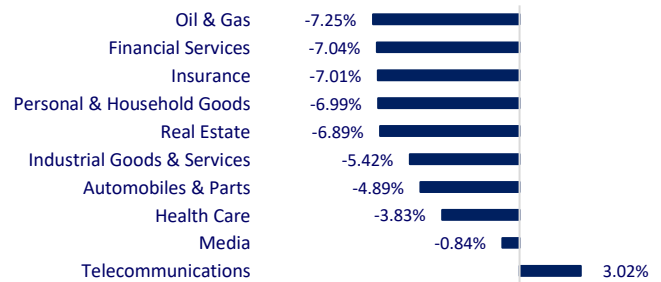
VIETNAM ECONOMY	1D (bps)	YTD (bps)
Vnibor	0.11%	1
Deposit interest 12M	5.80%	0
5 year-Gov. Bond	1.14%	-10
10 year-Gov. Bond	2.27%	31
USD/VND	23,165	0.00%
EUR/VND	28,649	0.16%
CNY/VND	3,646	0.52%

- As of January 20, the total newly registered capital, adjusted capital, contributed capital, and purchased shares of foreign investors reached nearly 2.02 billion USD, equaling 37.8% over the same period in 2020. Capital The implementation of FDI projects is estimated at 1.51 billion USD, up 4.1% over the same period.

VIETNAM STOCK MARKET	1D	YTD
VN-INDEX	1,023.94	-6.67%
VN30	1,010.75	-6.73%
HNX	203.05	-8.03%
UPCOM	69.12	-7.17%
Net Foreign buy (B)	521.46	
Total trading value (B)	21,022.23	7.23%

- The market decreased historically, foreign investors returned to net buy more than 521 billion in session 28/1. Foreign investors' buying power focused on Bluechips such as HPG, VHM, STB, MSN ...

ETF & DERIVATIVES	1D	YTD
FUESSV50	15,250	-2.87%
E1VFN30	17,070	-6.98%
FUESSV30	12,900.0	-4.59%
FUEVFN30	16,740.0	-7.00%
VN30F2106	1,013.7	-6.99%
VN30F2103	1,009.1	-7.00%
VN30F2101	1,013.8	-7.00%
VN30F2012	1,006.5	-7.00%

**CHANGE IN PRICE BY SECTOR**

**EVENT CALENDAR**

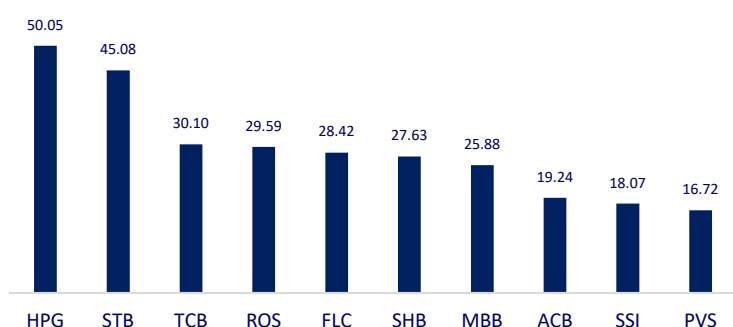
Ticker	Ex-right Date	Last register Date	Exercise Date	Type	Rate	Value
VXT	2/1/2021	2/2/2021	2/9/2021	Cash		800
TBC	2/8/2021	2/9/2021	2/26/2021	Cash		1,000
PAS	2/23/2021	2/24/2021	3/24/2021	Cash		500
PAS	2/23/2021	2/24/2021	2/5/2021	Stock		0
PSD	2/25/2021	2/26/2021	3/16/2021	Cash		1,000

## SELECTED NEWS

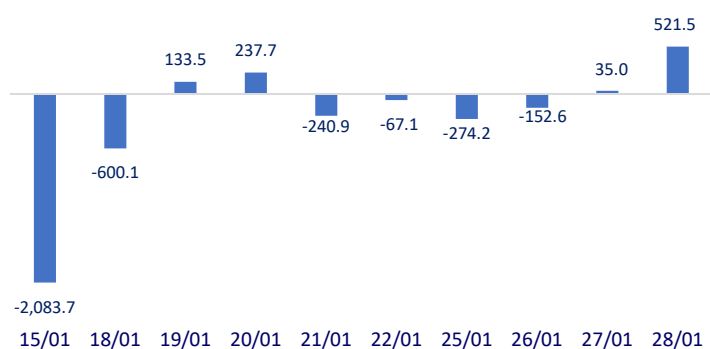
- Trade turnover between Vietnam and Hungary exceeded \$ 1 billion for the first time
- Attracting FDI in January reached nearly 2.02 billion USD, led by processing, manufacturing, real estate
- SBV Governor: will increase foreign exchange reserves, create buffer reserves for the economy to withstand shocks
- US: FED will maintain low interest rates to support economic recovery
- COVID-19: Variants of the virus SARS-CoV-2 spread strongly
- China injects Covid-19 vaccine to nearly 23 million people

	Close	1D	5D	Buying vol.	Selling vol.	Content
VCB	90,600	-6.98%	-12.04%	1,809,900	2,984,500	- HDB: According to the recently announced quarter 4/2020 consolidated financial statements of Ho Chi Minh City Development Joint Stock Commercial Bank (HDBank, HOSE: HDB), the bank announced pre and after tax profit of over 5,818 billion dong and 4,647 billion dong, up 16%. Individual NPL ratio is only 0.93%
BID	38,450	-6.90%	-17.31%	3,411,600	6,712,800	
CTG	30,350	-6.90%	-17.97%	20,236,600	34,722,100	
TCB	31,200	-6.87%	-13.81%	39,186,000	59,784,400	
VPB	29,650	-6.91%	-18.09%	11,626,500	16,053,900	
MBB	22,350	-6.88%	-13.37%	27,189,100	50,365,600	
HDB	21,700	-6.87%	-15.89%	6,427,300	11,828,200	
EIB	18,100	2.26%	-9.50%	2,490,600	2,717,100	
STB	16,050	-6.96%	-19.75%	65,653,200	94,551,000	
NVL	75,800	-6.65%	-0.13%	8,814,400	11,691,400	
TCH	21,400	-6.96%	-15.58%	12,070,300	27,853,200	- Closing session on January 28, Brent crude fell 28 cents (0.5%) to \$55.53/barrel, while West Texas WTI crude oil fell 51 cents (1%) to \$52.34/barrel.
KDH	31,900	-6.86%	-3.33%	1,654,200	2,909,200	
ROS	4,810	-6.96%	20.25%	39,002,800	145,212,500	
GAS	73,500	-6.96%	-16.00%	2,710,800	3,532,200	- VHM: Q4/2020, VHM announced a record 11,500b ATP, double the same period in 2019 thanks to the handover of Vinhomes Ocean Park, Grand Park and Smart City
POW	11,950	-6.64%	-16.72%	11,007,300	32,526,900	
PLX	47,200	-6.90%	-14.03%	2,077,100	3,114,500	
VIC	93,000	-7.00%	-11.51%	2,308,800	2,953,400	- SAB: just passed a resolution on advance cash dividend in 2020 at the rate of 15% (1,500 dong/share). According to the resolution (AGM) of the year 2020, the expected dividend payment for 2020 is 35%.
VHM	87,400	-6.92%	-11.72%	4,415,600	7,349,200	
VRE	32,050	-6.97%	-12.43%	3,205,700	17,447,300	
VNM	96,100	-6.97%	-12.87%	5,847,800	7,925,500	- FPT: On January 26, the Board of Directors of FPT Corporation (FPT) recently passed a resolution approving the business plan for 2021 with the target of revenue of 34,720 billion dong, pre-tax profit expected to reach 6,210 billion. VND 16.4% and 18% higher than the result in 2020, respectively
SAB	173,800	-6.96%	-10.41%	370,000	546,300	
MSN	85,300	-6.98%	-6.78%	4,672,900	7,726,600	
SBT	18,400	-6.84%	-23.33%	2,225,100	8,689,900	
VJC	121,700	-6.96%	-7.10%	441,300	1,001,100	
FPT	58,600	-6.98%	-10.67%	6,746,500	9,324,700	
MWG	124,200	-6.97%	-0.64%	2,491,800	5,712,200	
PNJ	77,700	-6.95%	-5.70%	1,575,100	2,097,700	
REE	48,300	-6.94%	-9.89%	1,204,700	1,626,500	
SSI	27,750	-6.88%	-19.68%	21,103,100	42,522,200	
HPG	37,500	-6.95%	-15.16%	72,107,100	110,683,500	

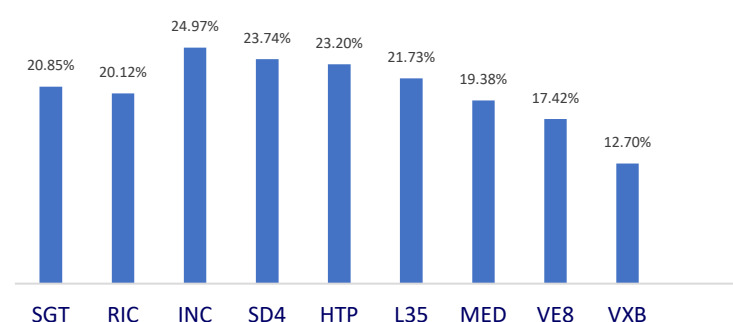
Top most traded tickers (Volume - in million)



Foreign net flow 10 nearest sessions (Billion VND)



Top increases in 3 consecutive sessions



Top decreases in 3 consecutive sessions

