

GLOBAL MARKET	1D	YTD	YTD
DJI	30,687.48	1.57%	0.91%
S&P500	3,826.31	1.39%	2.53%
NASDAQ	13,612.78	1.56%	5.77%
VIX	25.56	-15.48%	
FTSE 100	6,516.65	0.78%	-0.60%
DAX	13,835.16	1.56%	0.85%
CAC40	5,563.11	1.86%	-0.65%
Nikkei	28,640.00	1.46%	4.36%
Shanghai	3,533.68	0.81%	3.49%
Kospi	3,096.81	1.32%	7.77%
Hang Seng	29,248.70	1.23%	7.74%
STI (Singapore)	2,917.29	0.72%	1.68%
SET (Thailand)	1,486.25	0.55%	2.55%
Crude oil (\$/barrel)	55.09	2.32%	14.06%
Gold (\$/ounce)	1,841.35	-1.09%	-3.27%

- US stocks rose sharply on Tuesday (February 2), widening the previous session's climb, as concerns about the small speculative trading fever continued to ease. At the end of Tuesday's session, the Dow Jones jumped 475.57 points (or 1.6%) to 30,687.48 points, recording the strongest increase since November 2020. The S&P 500 Index advanced 1.4% to 3,826.31 points, thereby bringing the total increase in the two sessions to 3%. The Nasdaq Composite Index added 1.6% to 13,612.78 points, contributing to the total increase from the beginning of the week to more than 4%.

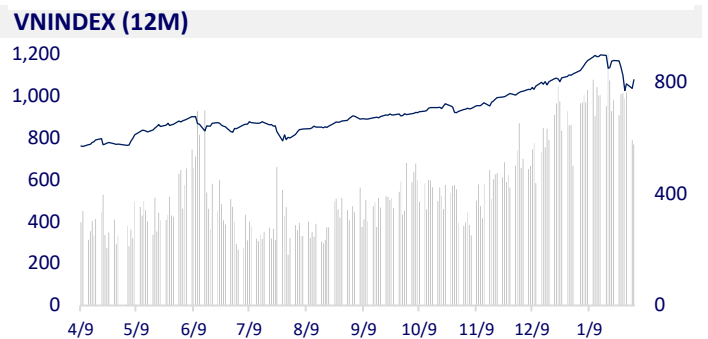
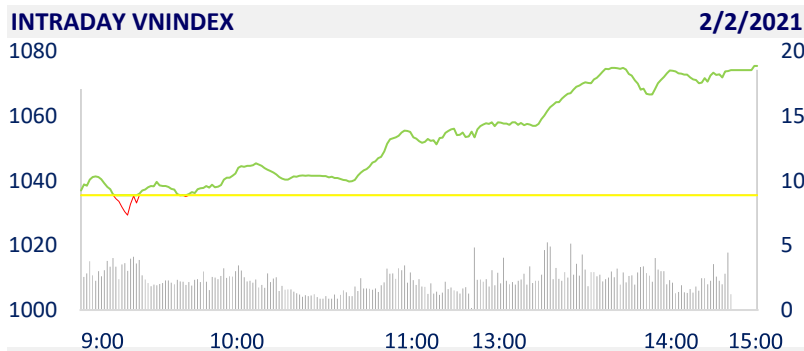
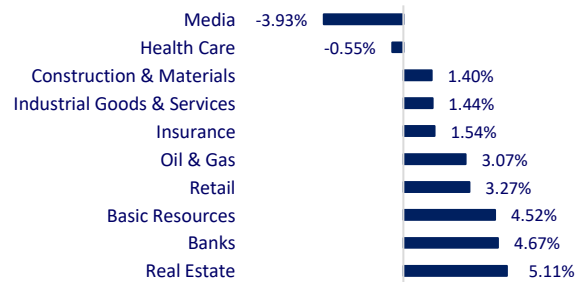
VIETNAM ECONOMY		1D (bps)	YTD (bps)
Vnibor	0.60%	27	47
Deposit interest 12M	5.80%	0	0
5 year-Gov. Bond	1.18%	2	-4
10 year-Gov. Bond	2.20%	1	17
USD/VND	23,125	-0.04%	-0.23%
EUR/VND	28,427	-0.24%	-2.32%
CNY/VND	3,636	0.14%	1.76%

- According to HCM City People's Committee representative, calculated the city budget revenue reached 2,000b, reaching 135% of the receivable. Previously, the Government assigned the city budget revenue target. HCM City nearly 365,000b. Specifically, domestic revenue reached more than 29,800b (up 11.6%), revenue from import-export reached 10,000b (up 9.43%).

VIETNAM STOCK MARKET		1D	YTD
VN-INDEX	1,075.53	3.86%	-2.18%
VN30	1,079.70	4.84%	2.01%
HNX	215.36	3.12%	9.26%
UPCOM	71.66	0.82%	-2.94%
Net Foreign buy (B)	98.44		
Total trading value (B)	14,981.33	-0.36%	-12.66%

- Foreign investors' trade was also a bright spot as they continued to net buy 98 billion dong in today's session. Foreign investors' buying power focused on Bluechips such as HPG (VND 152.73 billion), VNM (VND 120.14 billion), VHM (VND 97.3 billion) ...

ETF & DERIVATIVES		1D	YTD
FUESSV50	15,700	0.64%	3.97%
E1VFN30	18,200	5.14%	5.20%
FUESSV30	13,120.0	-0.61%	-1.35%
FUEVFN30	18,020.0	-0.99%	4.77%
VN30F2106	1,102.9	5.54%	
VN30F2103	1,101.0	5.26%	
VN30F2101	1,096.1	5.09%	
VN30F2012	1,092.0	6.02%	

**CHANGE IN PRICE BY SECTOR**

**EVENT CALENDAR**

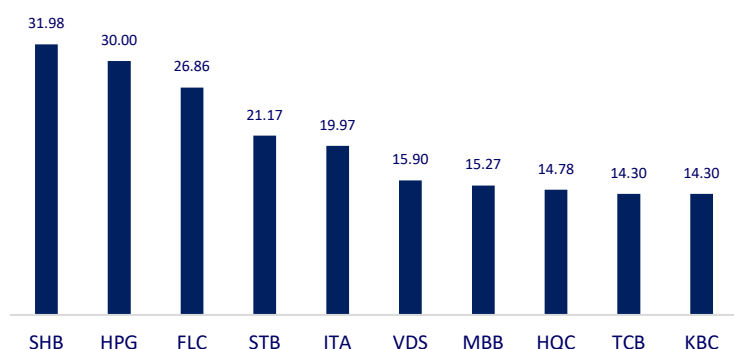
Ticker	Ex-right Date	Last register Date	Exercise Date	Type	Rate	Value
PAN	2/3/2021	2/4/2021	2/19/2021	Cash		500
BMP	2/4/2021	2/5/2021	2/25/2021	Cash		2,000
NT2	2/5/2021	2/8/2021	3/15/2021	Cash		1,000
TBC	2/8/2021	2/9/2021	2/26/2021	Cash		1,000
PAS	2/23/2021	2/24/2021	3/24/2021	Cash		500
PAS	2/23/2021	2/24/2021	2/5/2021	Stock		0.1
PSD	2/25/2021	2/26/2021	3/16/2021	Cash		1,000

## SELECTED NEWS

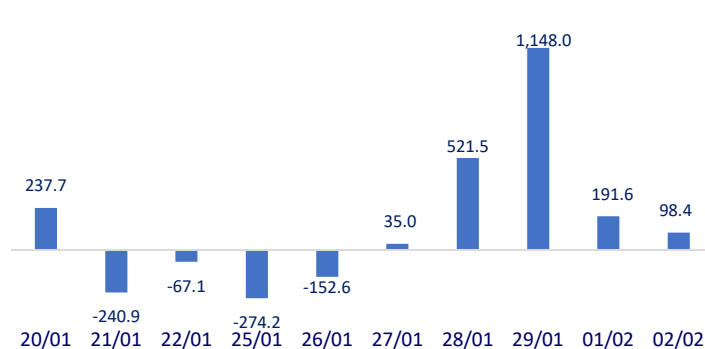
- HCM budget revenue for the first month of 2021, reached 135% of receivables, with 40,000 billion VND
- Exported 5.8 billion USD of phones and components made in Vietnam right in January
- Prime Minister: COVID-19 vaccine may be delivery the people in the first quarter
- President Biden pushes the bailout package of 1.9 trillion USD
- COVID-19: UK increased the testing massively, the Netherlands had many new variants
- UK will officially apply to join the CPTPP next week

	Close	1D	5D	Buying vol.	Selling vol.	Content
VCB	96,500	5.93%	-4.36%	1,907,500	1,370,400	- BID: According to the recently announced quarter 4/2020 consolidated financial statements of Joint Stock Commercial Bank for Investment and Development of Vietnam (BIDV, HOSE: BID), the Bank announced that the profit before and after tax in 2020 decreased by 14% compared to the previous year, only nearly 9.214 billion and 7,363 billion, fulfilling 74% of the plan.
BID	39,350	0.64%	-7.52%	6,009,500	3,778,200	
CTG	33,900	5.94%	-1.74%	15,354,800	14,548,800	
TCB	34,000	5.59%	-2.86%	24,326,900	21,906,000	
VPB	33,150	6.94%	-2.07%	12,428,900	5,720,500	
MBB	23,350	6.14%	-8.79%	31,199,900	24,912,100	
HDB	23,200	4.50%	-5.31%	4,773,600	5,993,900	
TPB	25,300	3.90%	-5.24%	4,328,600	3,139,100	
STB	17,150	6.52%	-5.25%	57,408,100	35,998,100	
NVL	80,500	0.50%	-0.62%	3,019,700	3,405,600	
TCH	21,000	2.69%	-13.58%	11,024,400	17,846,400	
KDH	30,550	2.17%	-12.21%	3,547,500	3,131,600	- POW: PV Power recorded a 159% increase in year-end profit to VND 1,006 billion.
PDR	55,800	2.39%	0.54%	5,072,800	4,445,700	
GAS	76,500	1.73%	-8.16%	1,832,100	1,279,800	
POW	11,650	1.30%	-13.70%	17,030,800	17,061,300	- VIC: Vingroup will re-launch a 5 billion USD resort project in Da Nang
PLX	49,700	2.47%	-5.51%	1,803,900	1,558,900	
VIC	105,900	6.97%	4.33%	2,798,100	2,478,400	
VHM	94,400	6.91%	-3.67%	4,673,300	3,988,400	- VNM: VNM has sold out 310,099 treasury shares with average trading price of VND 112,619, execution time is from January 6, 2021 to January 27, 2021
VRE	31,950	6.50%	-13.65%	17,691,300	12,918,300	
VNM	106,400	3.60%	-0.28%	5,715,000	5,201,700	
BVH	54,700	2.24%	-9.59%	1,195,000	1,037,400	- PNJ: Repurchased 76,240 shares at the average price of 20,000 VND/share, bringing the total number of existing shares to 245,799 shares
MSN	84,000	2.44%	-12.04%	3,879,300	3,771,100	
SBT	17,950	6.85%	-15.33%	5,912,100	3,509,000	
VJC	129,700	3.35%	-0.99%	795,900	852,100	
FPT	66,000	3.94%	0.00%	4,726,300	4,611,300	
MWG	128,000	3.48%	-3.03%	2,693,500	2,406,500	
PNJ	81,500	3.43%	-4.12%	1,053,900	1,261,300	
REE	53,500	6.79%	0.19%	1,033,800	1,083,000	
SSI	27,800	3.73%	-13.13%	34,178,700	21,007,700	
HPG	40,500	5.61%	-4.26%	61,949,400	43,765,100	

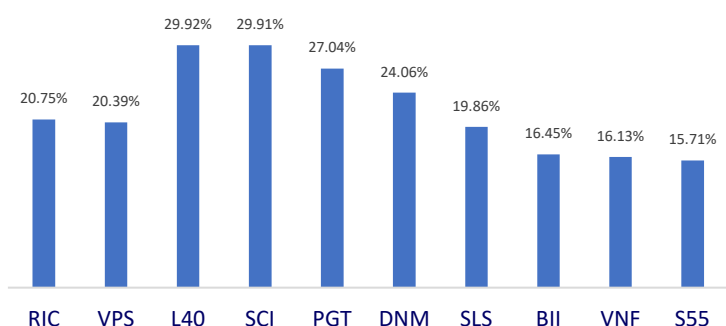
Top most traded tickers (Volume - in million)



Foreign net flow 10 nearest sessions (Billion VND)



Top increases in 3 consecutive sessions



Top decreases in 3 consecutive sessions

