

GLOBAL MARKET	1D	YTD	YTD
DJI	30,723.60	0.12%	1.03%
S&P500	3,830.17	0.10%	2.63%
NASDAQ	13,610.54	-0.02%	5.75%
VIX	22.91	-10.37%	
FTSE 100	6,507.82	-0.14%	-0.73%
DAX	13,933.63	0.71%	1.57%
CAC40	5,563.05	0.00%	-0.65%
Nikkei	28,484.50	-0.54%	3.79%
Shanghai	3,517.31	-0.46%	3.01%
Kospi	3,129.68	1.06%	8.92%
Hang Seng	29,307.46	0.20%	7.96%
STI (Singapore)	2,927.47	0.35%	2.03%
SET (Thailand)	1,481.75	-0.30%	2.24%
Crude oil (\$/barrel)	55.88	1.43%	15.69%
Gold (\$/ounce)	1,833.85	-0.41%	-3.67%

- Speculation on Wall Street gradually cooled down, the S&P 500 rose for 3 consecutive sessions. The S&P 500 rose 0.1% to 3,830.17 points, boosting the communications and energy services industry. The Dow Jones industrial average rose 36.12 points, or 0.1%, to 30,723.60 points. Nasdaq Composite fell 0.1 percent to 13,610.54 points, as Amazon shares fell.

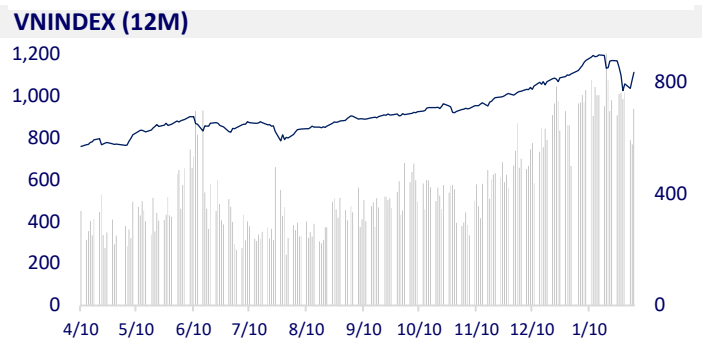
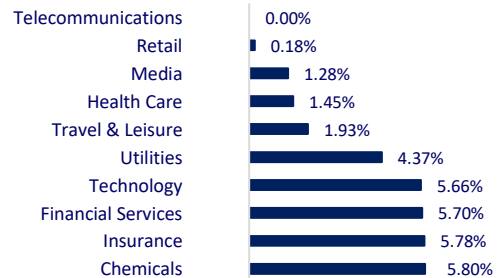
VIETNAM ECONOMY	1D (bps)	YTD (bps)
Vnibor	1.68%	108
Deposit interest 12M	5.80%	0
5 year-Gov. Bond	1.31%	13
10 year-Gov. Bond	2.11%	-9
USD/VND	23,115	-0.04%
EUR/VND	28,408	-0.07%
CNY/VND	3,632	-0.11%

- Interbank interest rates jumped for short terms last week when the peak season for payment and payment at the end of the year is coming. Interbank interest rates are forecast to stabilize again after the Tet holiday.

VIETNAM STOCK MARKET	1D	YTD
VN-INDEX	1,111.29	3.32%
VN30	1,117.98	3.55%
HNX	223.62	3.84%
UPCOM	73.30	2.29%
Net Foreign buy (B)	1,175.53	
Total trading value (B)	18,369.44	22.62%

- Foreign investors' trade was the highlight when they net bought more than 1,175 billion dong on the whole market. Foreign investors' buying power focused on FUEVFNVD (431 billion VND), MSN (413 billion VND), VIC (397 billion VND), HPG (155 billion VND) ...

ETF & DERIVATIVES	1D	YTD
FUESSV50	16,400	4.46%
E1VFN30	18,850	3.57%
FUESSV30	13,810.0	5.26%
FUEVFNVD	18,400.0	2.11%
VN30F2106	1,136.2	3.02%
VN30F2103	1,133.2	2.92%
VN30F2101	1,132.0	3.28%
VN30F2012	1,124.9	3.01%

**CHANGE IN PRICE BY SECTOR**

**EVENT CALENDAR**

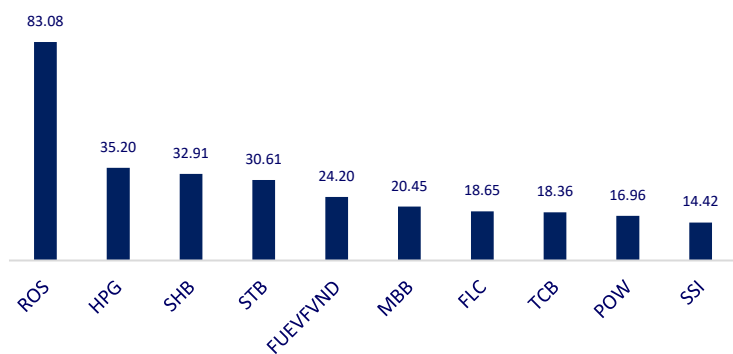
Ticker	Ex-right Date	Last register Date	Exercise Date	Type	Rate	Value
BMP	2/4/2021	2/5/2021	2/25/2021	Cash		2,000
NT2	2/5/2021	2/8/2021	3/15/2021	Cash		1,000
TBC	2/8/2021	2/9/2021	2/26/2021	Cash		1,000
BHN	2/18/2021	2/19/2021	3/31/2021	Cash		2,830
PAS	2/23/2021	2/24/2021	3/24/2021	Cash		500
PAS	2/23/2021	2/24/2021	2/5/2021	Stock		0.1
PSD	2/25/2021	2/26/2021	3/16/2021	Cash		1,000

## SELECTED NEWS

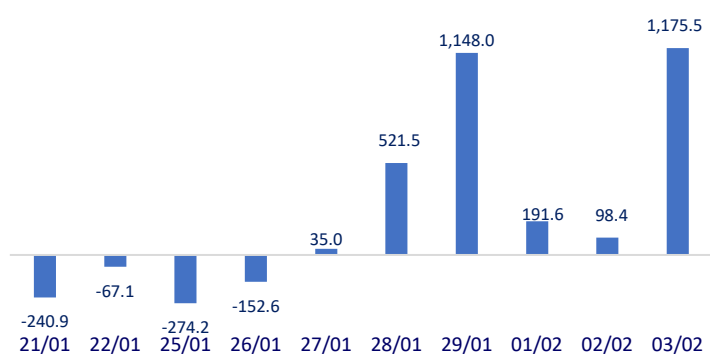
- Index of industrial production of the city. HCM increased by 34.5% in January 2021
- European businesses are confident about their business prospects in Vietnam
- Budget revenue will continue to decline, the tax industry will plan to respond
- Eurozone economy falls less than expected in 2020
- The UK nCoV variant spreads faster through splashes
- Pfizer estimates vaccine revenue to reach \$ 15 billion in 2021

	Close	1D	5D	Buying vol.	Selling vol.	Content
VCB	98,900	2.49%	1.54%	2,079,600	2,339,500	- TCB: As of December 31, 2020, Techcombank's NPL ratio stood at 0.5%, lower than 0.6% on September 30, 2020 and 1.3% at December 31, 2019. Accordingly, this bank has the lowest NPL ratio in the system.
BID	41,350	5.08%	0.12%	4,554,200	2,791,700	
CTG	34,900	2.95%	7.06%	16,487,500	19,930,400	
TCB	35,000	2.94%	4.48%	30,619,100	34,029,800	
VPB	35,450	6.94%	11.30%	16,296,600	9,226,900	
MBB	24,250	3.85%	1.04%	37,881,200	31,591,700	
HDB	24,000	3.45%	3.00%	7,820,400	8,032,600	- NVL: As Novaland has just announced, the major shareholder Nova Group will guarantee the company a maximum loan of 200 million USD
TPB	26,800	5.93%	6.77%	4,085,200	3,082,700	
STB	18,000	4.96%	4.35%	49,405,200	46,287,900	
NVL	83,000	3.11%	2.22%	3,744,200	4,219,000	- US WTI crude oil dropped 0.14% to 55.87/barrel this morning, while Brent crude for April delivery was unchanged at \$58.69/barrel.
TCH	22,450	6.90%	-2.39%	11,744,500	9,614,300	
KDH	31,650	3.60%	-7.59%	2,191,400	2,380,000	
PDR	59,000	5.73%	9.26%	6,933,000	6,042,900	- VIC: VIC was net bought strongly by foreign investors yesterday with the value of 397 billion dong, through put-through method.
GAS	80,000	4.58%	1.27%	1,676,100	1,409,700	
POW	12,450	6.87%	-2.73%	30,845,700	22,208,600	
PLX	50,500	1.61%	-0.39%	1,355,900	1,301,900	- SBT: SBT reaches 3,851 billion VND in Q2/2020 (fiscal year 1/7/2020-30/6/2021), up 30% over the same period last year. This period, profit increased sharply by 144% to nearly 495 billion dong.
VIC	107,500	1.51%	7.50%	2,218,400	2,995,500	
VHM	97,200	2.97%	3.51%	4,811,700	6,759,300	
VRE	33,100	3.60%	-3.92%	9,147,000	9,794,300	- MWG: Dragon Capital has bought 2 million shares, the transaction date to change the ownership ratio is January 29. After the transaction, Dragon Capital holds 47.1 million shares, equivalent to 10.1% of capital
VNM	109,700	3.10%	6.20%	4,138,000	5,264,900	
BVH	58,500	6.95%	0.86%	1,798,000	1,109,500	
MSN	88,900	5.83%	-3.05%	2,499,600	2,623,700	- MWG: Dragon Capital has bought 2 million shares, the transaction date to change the ownership ratio is January 29. After the transaction, Dragon Capital holds 47.1 million shares, equivalent to 10.1% of capital
SBT	19,200	6.96%	-2.78%	8,071,500	6,301,500	
VJC	131,000	1.00%	0.15%	714,400	816,500	
FPT	70,000	6.06%	11.11%	6,690,900	6,643,000	- MWG: Dragon Capital has bought 2 million shares, the transaction date to change the ownership ratio is January 29. After the transaction, Dragon Capital holds 47.1 million shares, equivalent to 10.1% of capital
MWG	127,500	-0.39%	-4.49%	2,883,200	3,120,600	
PNJ	82,900	1.72%	-0.72%	894,800	1,755,400	
REE	54,000	0.93%	4.05%	1,374,400	1,634,600	- MWG: Dragon Capital has bought 2 million shares, the transaction date to change the ownership ratio is January 29. After the transaction, Dragon Capital holds 47.1 million shares, equivalent to 10.1% of capital
SSI	29,700	6.83%	-0.34%	38,162,700	21,055,700	
HPG	42,000	3.70%	4.22%	62,325,200	52,162,500	

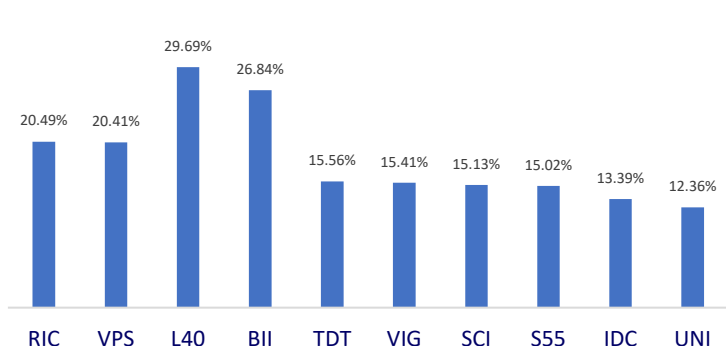
Top most traded tickers (Volume - in million)



Foreign net flow 10 nearest sessions (Billion VND)



Top increases in 3 consecutive sessions



Top decreases in 3 consecutive sessions

