

GLOBAL MARKET	1D	YTD	YTD
DJI	31,055.86	1.20%	2.13%
S&P500	3,871.74	1.19%	3.74%
NASDAQ	13,777.74	1.21%	7.05%
VIX	21.77	-14.83%	
FTSE 100	6,503.72	-0.20%	-0.79%
DAX	14,060.29	1.63%	2.49%
CAC40	5,608.54	0.82%	0.16%
Nikkei	28,615.00	-0.09%	4.27%
Shanghai	3,517.31	-0.46%	3.01%
Kospi	3,129.68	1.06%	8.92%
Hang Seng	29,113.50	-0.46%	7.24%
STI (Singapore)	2,927.47	0.35%	2.03%
SET (Thailand)	1,481.75	-0.30%	2.24%
Crude oil (\$/barrel)	56.67	2.87%	17.33%
Gold (\$/ounce)	1,796.10	-2.46%	-5.65%

- At the end of February 4 session, US stocks rose sharply, sublimated for 4 consecutive sessions when investors considered the new report on business results and solid economic data. The Dow Jones industrial average rose 332.26 points, or 1.1%, to 31,055.86, closing near the peak. The S&P 500 rose 1.1 percent to a record high at 3,871.74 at the close, fueled by media and financial services stocks. Nasdaq Composite rose 1.2% to 13,777.74 points, also hitting a new high.

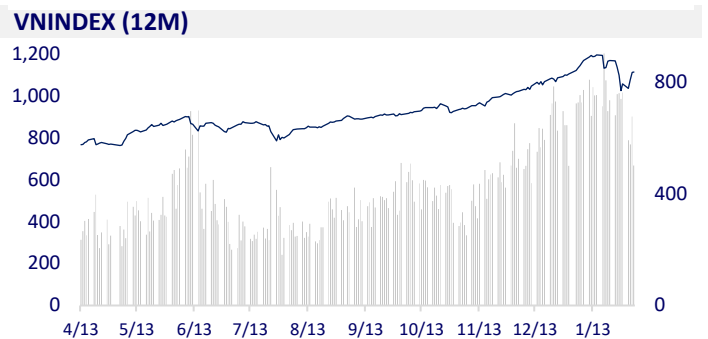
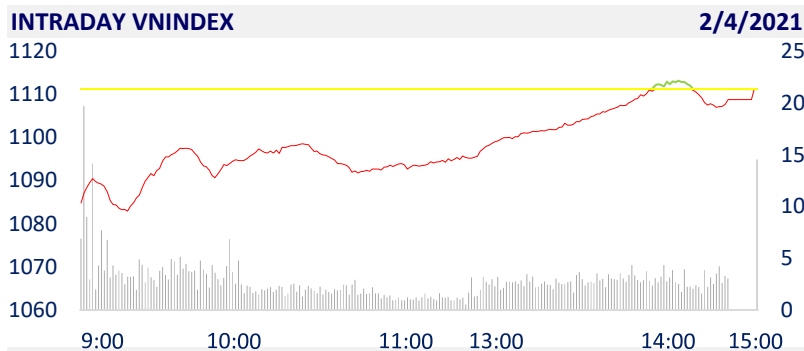
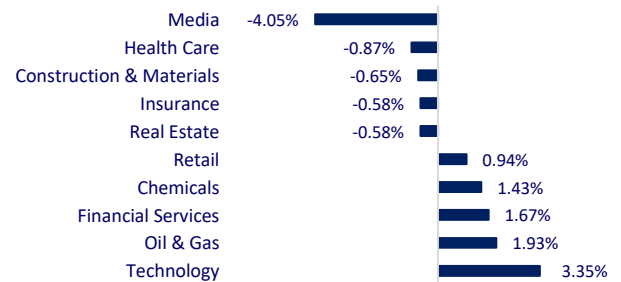
VIETNAM ECONOMY	1D (bps)	YTD (bps)
Vnibor	2.52%	192
Deposit interest 12M	5.80%	0
5 year-Gov. Bond	1.30%	12
10 year-Gov. Bond	2.06%	-14
USD/VND	23,115	-0.04%
EUR/VND	28,241	-0.65%
CNY/VND	3,626	-0.28%

- In two consecutive days 2/2 and 3/2, the State Bank has pumped a total of more than 20,400 billion VND into the interbank market through the lending channel as pledge of valuable papers. Previously, the State Bank also pumped more than 15,568 billion VND into the market through this channel in the 2/2 session with a 7-day term, interest rate of 2.5%/year.

VIETNAM STOCK MARKET	1D	YTD
VN-INDEX	1,112.19	0.08%
VN30	1,117.74	-0.02%
HNX	223.68	0.03%
UPCOM	74.06	1.04%
Net Foreign buy (B)	189.47	
Total trading value (B)	14,284.14	-22.24%

- Foreign investors bought 55 million shares, 1,833 billion VND, while they sold 62.4 million shares, 1,669 billion VND. The total net selling volume was 7.2 million shares, but in terms of volume, the foreign capital flow was still net buying at 189 billion dong, down 81% from the previous session.

ETF & DERIVATIVES	1D	YTD
FUESSV50	16,500	0.61%
E1VFN30	18,750	-0.53%
FUESSV30	13,850.0	0.29%
FUEVFN30	18,400.0	0.00%
VN30F2106	1,118.8	1.44%
VN30F2103	1,127.7	2.43%
VN30F2101	1,121.7	2.34%
VN30F2012	1,115.0	2.11%

CHANGE IN PRICE BY SECTOR

EVENT CALENDAR

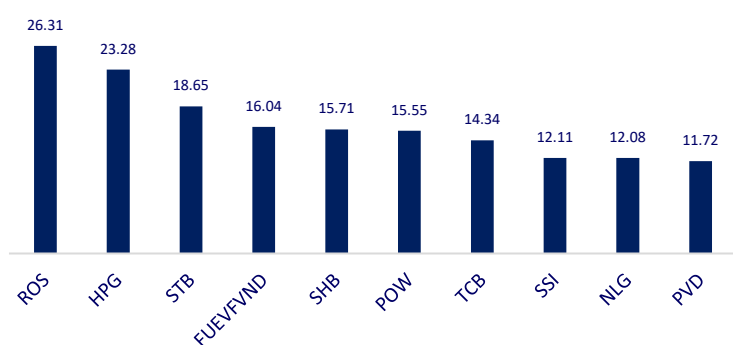
Ticker	Ex-right Date	Last register Date	Exercise Date	Type	Rate	Value
NT2	2/5/2021	2/8/2021	3/15/2021	Cash		1,000
TBC	2/8/2021	2/9/2021	2/26/2021	Cash		1,000
DTV	2/17/2021	2/18/2021	2/26/2021	Cash		1,500
BHN	2/18/2021	2/19/2021	3/31/2021	Cash		2,830
PAS	2/23/2021	2/24/2021	3/24/2021	Cash		500
PAS	2/23/2021	2/24/2021	2/5/2021	Stock		0.1
PSD	2/25/2021	2/26/2021	3/16/2021	Cash		1,000

SELECTED NEWS

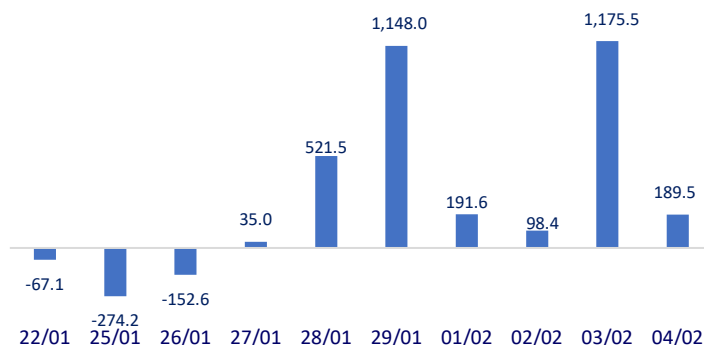
- The interbank interest rate soared, the State Bank pumped more 4,850 billion dong
- Private investment in Vietnam increased despite Covid
- Quang Tri approved to invest in 3 wind power projects with a capital of nearly 5,800 billion VND
- Mr. Biden decided not to reduce the allowance of 1,400 USD as the Republican requested
- Europe is out of breath in the vaccine race
- Over the first month of the year, China's foreign bond defaults were equal to one third of the whole 2020

	Close	1D	5D	Buying vol.	Selling vol.	Content
VCB	98,900	0.00%	9.16%	1,900,700	1,644,800	- MBB: On February 3, 2021, Military Bank (MB) officially signed a strategic cooperation agreement with Vietnam Vaccine Joint Stock Company (VNVC). Promoting non-cash payments through digital platforms is one of the key elements of the agreement.
BID	41,500	0.36%	7.93%	2,486,300	2,424,700	
CTG	34,700	-0.57%	14.33%	17,423,000	17,356,500	
TCB	35,000	0.00%	12.18%	25,307,900	28,329,600	
VPB	36,600	3.24%	23.44%	13,109,500	15,115,700	
MBB	24,050	-0.82%	7.61%	21,588,900	25,191,300	- KDH: For the whole year 2020, KDH has net sales of more than 4,532 billion dong, up 61% year-on-year, mainly from the main business segment of real estate transfer (4,545 billion dong).
HDB	23,550	-1.88%	8.53%	6,774,800	6,461,200	
TPB	26,500	-1.12%	13.49%	2,664,500	3,072,200	
STB	17,600	-2.22%	9.66%	37,320,300	46,476,300	
NVL	81,500	-1.81%	7.52%	3,511,100	5,262,300	
TCH	22,350	-0.45%	4.44%	11,190,300	12,294,400	- PLX: By the end of 2020, PLX's revenue reached VND123.9 trillion and VND 970 billion net profit, down 35% and 77% compared to 2019.
KDH	32,700	3.32%	2.51%	1,712,400	1,764,500	
PDR	59,000	0.00%	12.38%	4,974,300	4,592,200	
GAS	81,000	1.25%	10.20%	1,487,200	1,327,600	
POW	12,600	1.20%	5.44%	29,292,200	27,913,500	
PLX	51,300	1.58%	8.69%	957,200	787,000	- VHM: VHM announced Q4.2020 consolidated financial statements with net revenue of over 21.5 trillion dong, up 54% over the same period in 2019.
VIC	105,000	-2.33%	12.90%	1,961,800	2,259,700	
VHM	98,400	1.23%	12.59%	4,016,300	4,617,700	
VRE	32,600	-1.51%	1.72%	7,231,400	9,197,500	
VNM	108,800	-0.82%	13.22%	3,100,600	4,297,000	
BVH	58,100	-0.68%	7.59%	1,567,000	1,559,600	- BVH: Mr. Ong Tien Hung, Head of Supervisory Board sold 10,000 shares, out of a total of 53,790 shares registered to sell from January 4, 2021 to February 4, 2021
MSN	89,500	0.67%	4.92%	2,674,300	2,609,700	
SBT	19,200	0.00%	4.35%	5,447,900	5,920,500	
VJC	130,600	-0.31%	7.31%	768,000	927,200	
FPT	72,500	3.57%	23.72%	7,879,400	7,680,900	
MWG	128,500	0.78%	3.46%	3,350,800	3,349,400	- MWG: Nearly 13 million ESOP shares will be restricted from trading until January 12, 2022
PNJ	82,900	0.00%	6.69%	1,306,000	1,685,900	
REE	53,500	-0.93%	10.77%	1,766,800	1,669,200	
SSI	29,700	0.00%	7.03%	29,077,700	24,582,400	
HPG	41,800	-0.48%	11.47%	42,657,800	44,403,000	

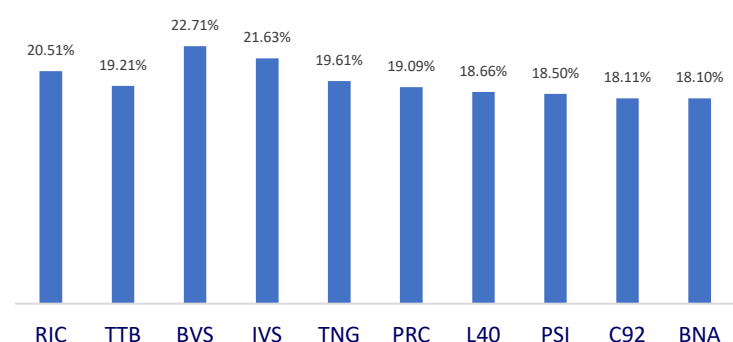
Top most traded tickers (Volume - in million)



Foreign net flow 10 nearest sessions (Billion VND)



Top increases in 3 consecutive sessions



Top decreases in 3 consecutive sessions

