

GLOBAL MARKET	1D	YTD	YTD
DJI	31,148.24	0.30%	2.43%
S&P500	3,886.83	0.39%	4.15%
NASDAQ	13,856.30	0.57%	7.66%
VIX	20.87	-4.13%	
FTSE 100	6,489.33	-0.22%	-1.01%
DAX	14,056.72	-0.03%	2.46%
CAC40	5,659.26	0.90%	1.07%
Nikkei	29,254.00	2.23%	6.59%
Shanghai	3,496.33	-0.60%	2.40%
Kospi	3,120.63	-0.29%	8.60%
Hang Seng	29,288.68	0.60%	7.89%
STI (Singapore)	2,907.11	-0.70%	1.32%
SET (Thailand)	1,496.61	1.00%	3.26%
Crude oil (\$/barrel)	57.45	1.38%	18.94%
Gold (\$/ounce)	1,814.60	1.03%	-4.68%

- US stocks rose slightly on Friday, ending a week of strong gains on Wall Street, as disappointing investors hoping for January 2021 job reports increase the likelihood of more packages arouse. At the end of February 5, the Dow Jones increased by 92.38 points (0.3%) to 31,148.24, led by Nike and Cisco shares. The S&P 500 rose 0.4 percent to a record 3,886.83 points, with 10 out of 11 categories all rising. Nasdaq Composite added 0.6% to 13,856.30 and is also a new record.

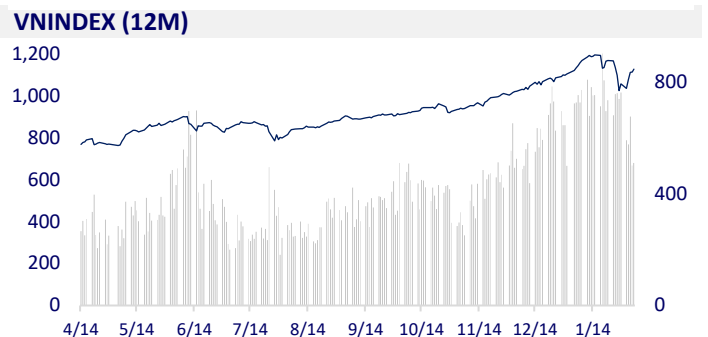
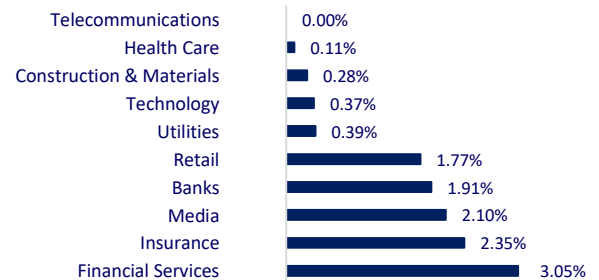
VIETNAM ECONOMY		1D (bps)	YTD (bps)
Vnibor	2.08%	-44	195
Deposit interest 12M	5.80%	0	0
5 year-Gov. Bond	1.36%	6	14
10 year-Gov. Bond	2.18%	12	15
USD/VND	23,105	-0.04%	-0.31%
EUR/VND	28,388	0.52%	-2.46%
CNY/VND	3,627	0.03%	1.51%

- After reaching a record level of 38 billion USD in 2019, the total foreign investment capital in Vietnam in 2020, including newly registered capital, adjusted registered capital and value of capital contribution, share purchase of Foreign investors are only 28.5 billion USD, down 25% compared to 2019.

VIETNAM STOCK MARKET		1D	YTD
VN-INDEX	1,126.91	1.32%	2.49%
VN30	1,135.50	1.59%	7.29%
HNX	223.84	0.07%	13.57%
UPCOM	73.89	-0.23%	0.08%
Net Foreign buy (B)	436.11		
Total trading value (B)	15,214.30	6.51%	-11.30%

- Foreign investors' trade was a bright spot when they net bought on all 3 exchanges with a total value of 436 billion dong. Foreign investors' purchasing power focused on fund certificates FUEVFNVD (VND 212.8 billion), FUSSVFL (VND 52.2 billion), VNM (VND 98.8 billion) ...

ETF & DERIVATIVES		1D	YTD
FUESSV50	16,700	1.21%	10.60%
E1VFN30	19,490	3.95%	12.66%
FUESSV30	14,190.0	2.45%	6.69%
FUEVFNVD	18,800.0	2.17%	9.30%
VN30F2106	1,143.0	2.16%	
VN30F2103	1,147.0	1.71%	
VN30F2101	1,144.0	1.99%	
VN30F2012	1,139.9	2.23%	

**CHANGE IN PRICE BY SECTOR**

**EVENT CALENDAR**

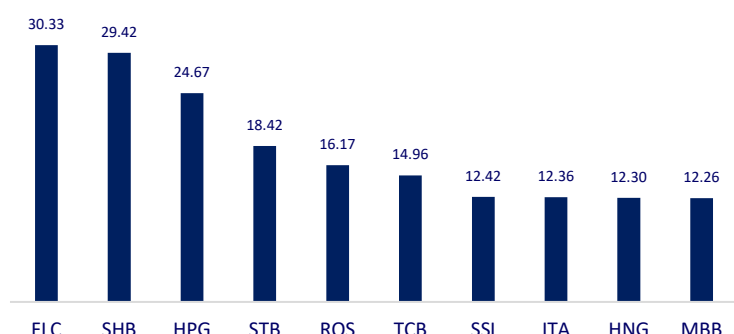
Ticker	Ex-right Date	Last register Date	Exercise Date	Type	Rate	Value
TBC	2/8/2021	2/9/2021	2/26/2021	Cash		1,000
DTV	2/17/2021	2/18/2021	2/26/2021	Cash		1,500
BHN	2/18/2021	2/19/2021	3/31/2021	Cash		2,830
PAS	2/23/2021	2/24/2021	3/24/2021	Cash		500
PAS	2/23/2021	2/24/2021	2/5/2021	Stock		0.1
PSD	2/25/2021	2/26/2021	3/16/2021	Cash		1,000.0
SAB	3/2/2021	3/3/2021	3/25/2021	Cash		1,500

## SELECTED NEWS

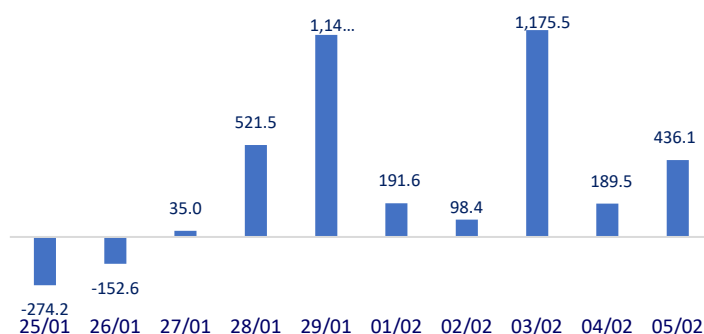
- Promote disbursement of investment capital from the State budget
- Export of textiles, leather and footwear accelerated in the first month of the year
- Vietnam is the largest market for wooden furniture for the United States
- EU could lose nearly 110 billion USD due to slow progress of COVID-19 vaccination
- Bank of England kept its prime rate unchanged at a record low
- BoJ confirmed not to shrink the scale of monetary easing

	Close	1D	5D	Buying vol.	Selling vol.	Content
VCB	100,000	1.11%	7.53%	1,522,900	1,203,100	- HDB: Interest rate is only 6% at HDBank. The above interest rate incentive program has been implemented by HDBank from now to the end of June 30, 2021, supporting micro-enterprises and business households wishing to invest in machinery, equipment and projects to promote expansion business activities and individual customers who have demand for loans to buy houses, cars and consumption.
BID	41,800	0.72%	4.76%	2,161,300	2,581,500	
CTG	35,800	3.17%	17.38%	14,399,800	15,766,700	
TCB	36,300	3.71%	13.44%	23,980,600	25,601,500	
VPB	37,000	1.09%	23.33%	7,979,000	10,561,000	
MBB	24,750	2.91%	5.54%	21,460,800	22,625,300	
HDB	24,100	2.34%	8.07%	5,564,000	6,413,000	- NVL: Trade union bought 605,100 shares on 4/2. Trade union currently holds 1.4 million units, equivalent to more than 0.1% of capital.
TPB	26,700	0.75%	7.01%	4,845,400	3,305,600	
STB	18,300	3.98%	8.28%	35,092,900	32,166,300	
NVL	80,200	-1.60%	0.00%	2,920,800	3,839,400	
TCH	22,550	0.89%	2.73%	8,064,000	9,207,100	
KDH	32,750	0.15%	2.66%	1,451,900	1,411,000	
PDR	60,400	2.37%	8.24%	4,147,200	3,732,400	- The US WTI crude oil price was 57.08 USD/barrel at 4:45 (Vietnam time) on February 8. Price of Brent crude oil delivered in April reached 59.56 USD/barrel
GAS	81,200	0.25%	6.42%	1,273,900	1,465,400	
POW	12,700	0.79%	6.72%	12,351,400	13,633,900	
PLX	52,200	1.75%	6.53%	966,600	951,200	
VIC	107,500	2.38%	8.15%	1,398,800	1,571,100	
VHM	99,300	0.91%	6.20%	2,991,600	4,468,000	
VRE	32,700	0.31%	2.03%	6,490,800	7,179,900	- VHM: VHM has risen to become the largest stock in the Pyn Elite Fund portfolio with a rate of 9.82%. While at the end of 2020, VHM only accounts for 6.55%.
VNM	109,600	0.74%	6.61%	3,169,600	4,611,000	
BVH	60,000	3.27%	6.19%	1,123,200	993,000	
MSN	89,600	0.11%	4.80%	1,720,900	2,151,300	
SBT	20,500	6.77%	13.89%	9,286,100	5,651,100	
VJC	131,100	0.38%	4.21%	678,400	624,600	
FPT	72,900	0.55%	16.27%	3,631,800	5,088,000	- MWG: Arisaig Asia Consumer Fund Limited has bought 1.6 million shares, raising the ownership from 22,001,625 shares (ratio 4.72%) to 23,601,625 shares (ratio 5.06%). Transaction will be executed on January 28, 2021
MWG	130,500	1.56%	-1.66%	2,749,700	2,408,600	
PNJ	83,900	1.21%	0.96%	1,152,300	1,251,100	
REE	53,500	0.00%	4.90%	1,378,600	1,246,800	
SSI	31,500	6.06%	9.38%	29,218,800	21,851,200	
HPG	42,500	1.67%	8.56%	47,137,700	38,509,000	

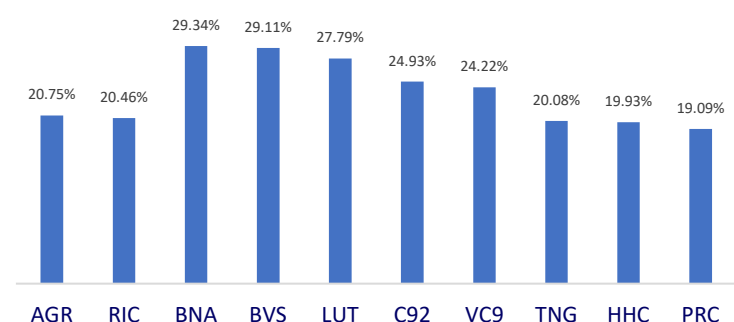
Top most traded tickers (Volume - in million)



Foreign net flow 10 nearest sessions (Billion VND)



Top increases in 3 consecutive sessions



Top decreases in 3 consecutive sessions

