

GLOBAL MARKET	1D	YTD	YTD
DJI	31,385.76	0.76%	3.21%
S&P500	3,915.59	0.74%	4.92%
NASDAQ	13,987.64	0.95%	8.68%
VIX	21.24	1.77%	
FTSE 100	6,523.53	0.53%	-0.49%
DAX	14,059.91	0.02%	2.49%
CAC40	5,686.03	0.47%	1.55%
Nikkei	29,442.00	0.64%	7.28%
Shanghai	3,532.45	1.03%	3.46%
Kospi	3,091.24	-0.94%	7.58%
Hang Seng	29,319.47	0.11%	8.00%
STI (Singapore)	2,931.40	0.84%	2.17%
SET (Thailand)	1,516.43	1.32%	4.63%
Crude oil (\$/barrel)	58.23	1.36%	20.56%
Gold (\$/ounce)	1,837.40	1.26%	-3.48%

- Ending session 8/2, US stocks simultaneously sublimated in the context of investors optimistic about the new stimulus package and the recovery of the economy. The Dow Jones industrial average rose 237.52 points, or 0.8%, to a record high of 31,385.76 points. The S&P 500 rose 0.7 percent and closed at an all-time high of 3,915.59 points. The Dow and S&P 500 blue-chip rose for six consecutive days, marking the longest streak since August. The Nasdaq Composite rose 1% to 13,987.64, also hitting new highs.

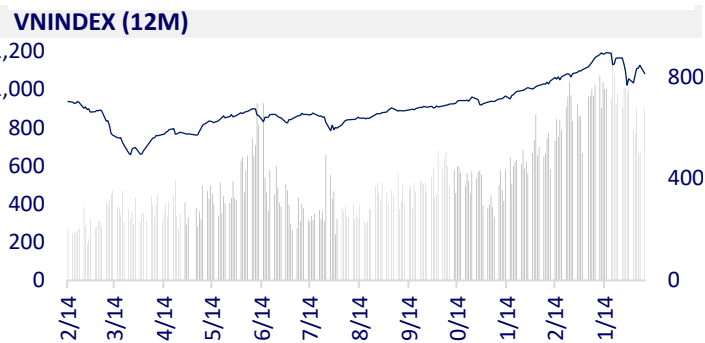
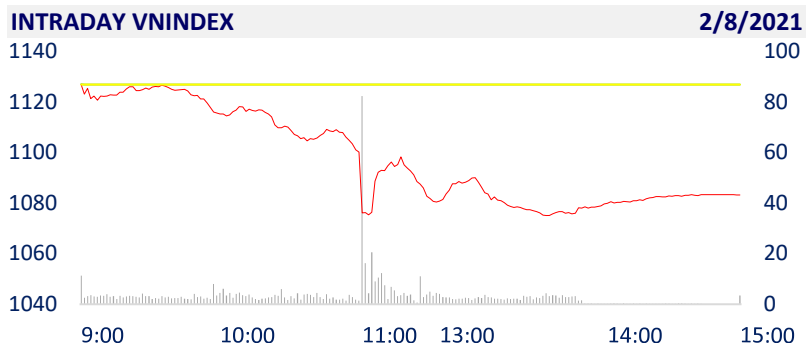
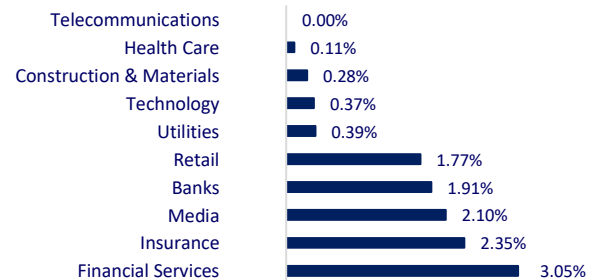
VIETNAM ECONOMY		1D (bps)	YTD (bps)
Vnibor	2.09%	1	196
Deposit interest 12M	5.80%	0	0
5 year-Gov. Bond	1.13%	-23	-9
10 year-Gov. Bond	2.14%	-4	11
USD/VND	23,057	-0.21%	-0.52%
EUR/VND	28,383	-0.02%	-2.47%
CNY/VND	3,630	0.08%	1.60%

- On the interbank market, the average transaction turnover in the week from January 25 to January 29 averaged approximately VND 126,636 billion/day, an increase of more than 30% compared to the previous week. Specifically, the average overnight, 1 week and 1 month interest rates were 0.17%/year, 0.31%/year and 0.85%/year, respectively.

VIETNAM STOCK MARKET		1D	YTD
VN-INDEX	1,083.18	-3.88%	-1.48%
VN30	1,093.84	-3.67%	3.35%
HNX	220.76	-1.38%	12.00%
UPCOM	72.65	-1.68%	-1.60%
Net Foreign buy (B)	-1,385.49		
Total trading value (B)	19,079.42	25.40%	11.23%

- Foreign investors' trade was quite negative as they sold nearly 1,400bVND on the whole market and this was also a record net selling session through matching orders for many years. Foreign investors' selling focused on Bluechips such as HPG (-275.8b), VHM (-174b), VNM (-148b), VCB (-121b) ...

ETF & DERIVATIVES		1D	YTD
FUESSV50	15,900	-4.79%	5.30%
E1VFN30	18,590	-4.62%	7.46%
FUESSV30	13,560.0	-4.44%	1.95%
FUEVFN30	18,050.0	-3.99%	4.94%
VN30F2106	1,101.3	-3.65%	
VN30F2103	1,107.9	-3.41%	
VN30F2101	1,101.0	-3.76%	
VN30F2012	1,092.0	-4.20%	

CHANGE IN PRICE BY SECTOR

EVENT CALENDER

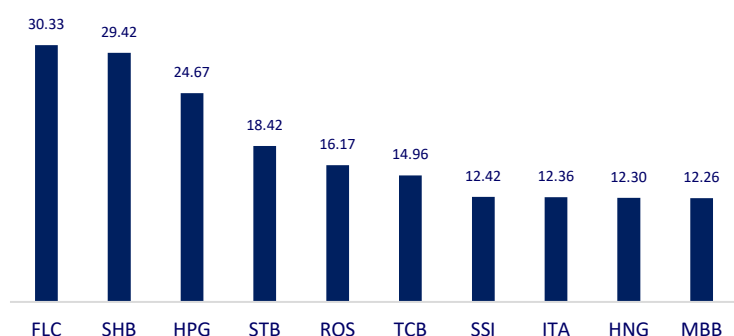
Ticker	Ex-right Date	Last register Date	Exercise Date	Type	Rate	Value
DTV	2/17/2021	2/18/2021	2/26/2021	Cash		1,500
BHN	2/18/2021	2/19/2021	3/31/2021	Cash		2,830
PAS	2/23/2021	2/24/2021	3/24/2021	Cash		500
PAS	2/23/2021	2/24/2021	2/5/2021	Stock		0.1
PSD	2/25/2021	2/26/2021	3/16/2021	Cash		1,000.0
SAB	3/2/2021	3/3/2021	3/25/2021	Cash		1,500.0
CPC	3/4/2021	3/5/2021	3/25/2021	Cash		1,000

SELECTED NEWS

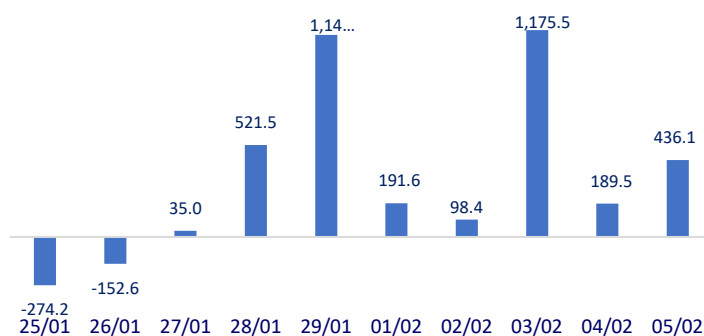
- The State Bank net injected another 12,000 billion VND
- 28 enterprises exported nearly 65 million masks in January 2021
- Nearly 60% of Japanese enterprises in Vietnam have plans to expand their business
- The US-China trade balance has improved, although tensions still exist
- China has enacted new antitrust rules
- Hyundai and Kia confirmed to stop negotiations with Apple about the Apple Car

	Close	1D	5D	Buying vol.	Selling vol.	Content
VCB	94,100	-5.90%	3.29%	4,932,100	4,065,600	- Top 10 banks with the largest bad debt balance as of December 31 include BIDV, VPBank, VietinBank, Sacombank, SHB, Vietcombank, MB, VIB, Eximbank and LienVietPostBank. Specifically, BIDV continued to top the "ranking" with bad debt balance of 21,342 billion dong, up by 9.5% from the end of last year.
BID	40,100	-4.07%	2.56%	3,100,000	3,173,300	
CTG	34,050	-4.89%	6.41%	19,595,300	22,395,200	
TCB	35,000	-3.58%	8.70%	36,120,500	35,101,600	
VPB	36,000	-2.70%	16.13%	13,371,800	13,961,400	
MBB	23,900	-3.43%	8.64%	34,246,600	40,444,500	
HDB	23,450	-2.70%	5.63%	6,553,400	7,583,600	
TPB	26,200	-1.87%	7.60%	3,665,800	3,732,700	
STB	17,400	-4.92%	8.07%	39,838,400	46,480,100	
NVL	77,700	-3.12%	-3.00%	4,475,200	4,598,000	
TCH	21,000	-6.87%	2.69%	13,350,000	17,284,100	
KDH	31,000	-5.34%	3.68%	2,880,700	3,285,700	- At the end of February 8 session, Brent oil rose 1.22 USD (2.1%) to 60.56 USD/barrel; US WTI increased 1.12 USD (2%) to 57.97 USD/barrel
PDR	61,300	1.49%	12.48%	4,894,200	5,033,200	
GAS	79,000	-2.71%	5.05%	2,808,000	2,791,500	- VIC: Vingroup is using its technology capacity to change traditional grocery stores, helping Vietnam's retail industry to integrate more deeply.
POW	12,150	-4.33%	5.65%	21,812,700	23,188,000	
PLX	52,000	-0.38%	7.22%	3,067,300	3,162,900	- VNM: VNM established a joint venture to import and distribute milk in the Philippines. Joint venture has an investment capital of \$6m in the first phase, of which Vinamilk contributes 50% of the capital.
VIC	101,000	-6.05%	2.02%	5,406,200	4,837,300	
VHM	94,700	-4.63%	7.25%	6,627,300	7,661,400	- REE: REE was collected and fined nearly 1.4 billion dong in tax. Accordingly, REE incorrectly declared deductible input value added tax, incorrectly declared deductible expenses, resulting in a lack of VAT and payable CIT.
VRE	30,900	-5.50%	3.00%	14,868,600	16,079,300	
VNM	105,300	-3.92%	2.53%	7,340,500	7,399,900	
BVH	57,400	-4.33%	7.29%	1,672,900	1,968,000	
MSN	85,600	-4.46%	4.39%	3,713,200	3,600,000	
SBT	20,550	0.24%	22.32%	8,712,200	9,850,100	
VJC	124,600	-4.96%	-0.72%	1,588,600	1,566,700	
FPT	71,300	-2.19%	12.28%	6,564,500	5,915,500	
MWG	128,500	-1.53%	3.88%	4,078,100	2,854,400	
PNJ	80,900	-3.58%	2.66%	1,120,400	1,560,500	
REE	54,000	0.93%	7.78%	2,849,000	2,925,300	
SSI	30,600	-2.86%	14.18%	44,499,300	38,108,600	
HPG	40,900	-3.76%	6.65%	52,767,600	58,674,000	

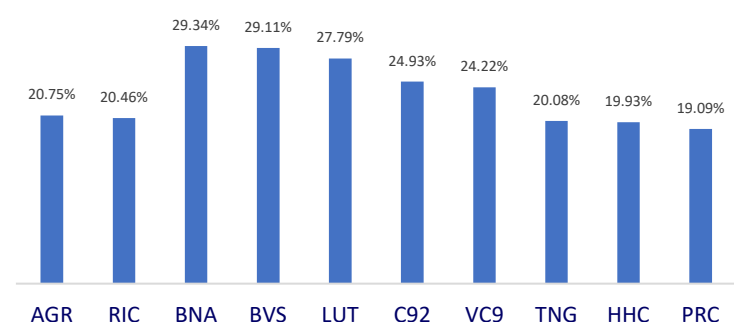
Top most traded tickers (Volume - in million)



Foreign net flow 10 nearest sessions (Billion VND)



Top increases in 3 consecutive sessions



Top decreases in 3 consecutive sessions

