

GLOBAL MARKET	1D	YTD	YTD
DJI	31,532.55	0.47%	3.69%
S&P500	3,936.70	0.54%	5.48%
NASDAQ	14,052.26	0.46%	9.19%
VIX	21.46	1.04%	
FTSE 100	6,748.86	3.45%	2.94%
DAX	14,064.60	0.03%	2.52%
CAC40	5,786.53	1.77%	3.34%
Nikkei	30,467.75	3.48%	11.02%
Shanghai	3,603.49	2.01%	5.54%
Kospi	3,084.67	-0.21%	7.35%
Hang Seng	30,746.66	4.87%	13.26%
STI (Singapore)	2,935.27	0.13%	2.30%
SET (Thailand)	1,518.27	0.12%	4.76%
Crude oil (\$/barrel)	59.56	2.28%	23.31%
Gold (\$/ounce)	1,787.60	-2.71%	-6.10%

- At the end of February 16, US stocks were mixed, the S&P 500 left its historic peak in the context of rising bond yields, making investors worried. The S&P 500 lost a 0.4 percent gain and closed 0.1 percent lower at 3,932.59 points. Nasdaq Composite fell 0.3% to 14,047.50 points. The Dow Jones industrial average closed up 64.35 points, or 0.2%, to 31,522.75, hitting a record high.

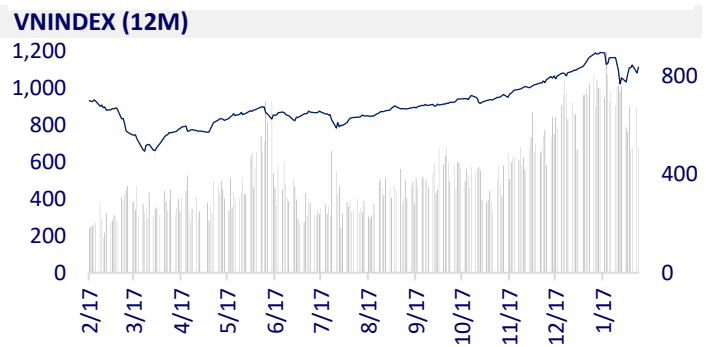
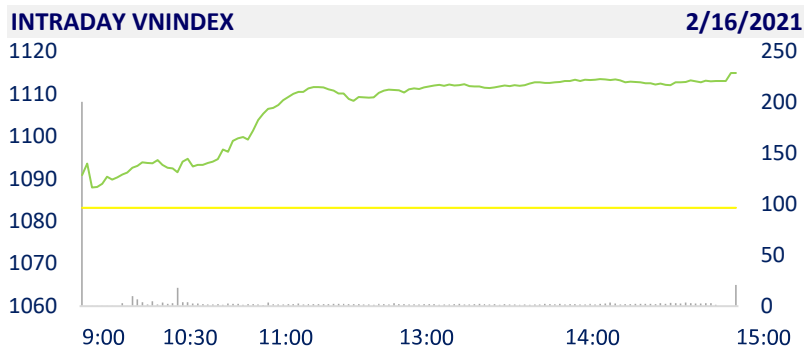
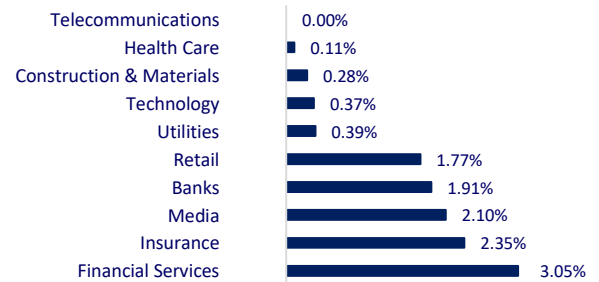
VIETNAM ECONOMY	1D (bps)	YTD (bps)
Vnibor	2.86%	77
Deposit interest 12M	5.80%	0
5 year-Gov. Bond	1.27%	14
10 year-Gov. Bond	2.05%	-9
USD/VND	23,087	0.13%
EUR/VND	28,500	0.41%
CNY/VND	3,642	0.33%

- According to the latest macroeconomic report, VEPR offers two economic growth scenarios for Vietnam. VEPR is inclined to the baseline scenario - the epidemic has not spread for most of the year and the domestic economy continues to operate normally with the gradual return to a normal state of the global economy. Economic growth for 2021 is forecasted at 5.6-5.8%.

VIETNAM STOCK MARKET	1D	YTD
VN-INDEX	1,114.93	2.93%
VN30	1,129.49	3.26%
HNX	224.90	1.88%
UPCOM	73.81	1.60%
Net Foreign buy (B)	-385.30	
Total trading value (B)	14,738.63	-22.75%

- Foreign investors' trade was negative point when they continued to be net sellers on all 3 exchanges with a total value of VND 385 billion. The selling focused on Bluechips like VCB (-186.44 billion dong), HPG (-122.1 billion dong), and MBB (-87 billion dong) ...

ETF & DERIVATIVES	1D	YTD
FUESSV50	16,300	2.52%
E1VFN30	19,470	4.73%
FUESSV30	13,970.0	3.02%
FUEVFN30	18,800.0	4.16%
VN30F2106	1,146.0	4.06%
VN30F2103	1,143.1	3.18%
VN30F2101	1,139.0	3.45%
VN30F2012	1,130.3	3.51%

**CHANGE IN PRICE BY SECTOR**

**EVENT CALENDAR**

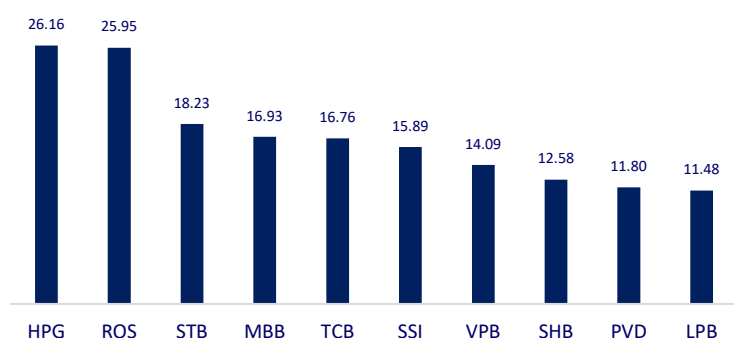
Ticker	Ex-right Date	Last register Date	Exercise Date	Type	Rate	Value
DTV	2/17/2021	2/18/2021	2/26/2021	Cash		1,500
BHN	2/18/2021	2/19/2021	3/31/2021	Cash		2,830
PAS	2/23/2021	2/24/2021	3/24/2021	Cash		500
PAS	2/23/2021	2/24/2021	2/5/2021	Stock		0.1
PSD	2/25/2021	2/26/2021	3/16/2021	Cash		1,000
SAB	3/2/2021	3/3/2021	3/25/2021	Cash		1,500
CPC	3/4/2021	3/5/2021	3/25/2021	Cash		1,000

## SELECTED NEWS

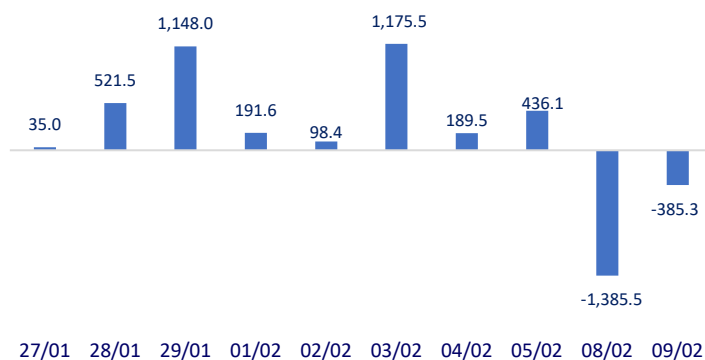
- Cambodia has canceled the ban on importing 4 fish species from Vietnam
- LG Display invested an additional 750 million USD in the project in Hai Phong
- Export of agriculture, forestry and fishery sets a target of 62 billion USD by 2030
- Southeast Asian countries rapidly deploy the mass injection of COVID-19 vaccine
- Japan spent an additional 10 billion USD to support businesses to overcome the epidemic
- OPEC + is optimistic about the prospect of economic recovery and crude oil

	Close	1D	5D	Buying vol.	Selling vol.	Content	
VCB	97,200	3.29%	0.73%	5,179,600	4,393,000	- STB: Kienlongbank wants to sell all STB shares by the end of March and the selling price of STB shares is not lower than VND20,000/share.	
BID	40,800	1.75%	3.68%	2,928,400	2,560,500		
CTG	35,400	3.96%	4.42%	17,059,800	14,170,400		
TCB	36,000	2.86%	5.88%	29,337,800	29,361,500		
VPB	38,500	6.94%	16.14%	22,312,100	14,007,300		
MBB	24,750	3.56%	6.00%	37,717,700	26,442,600		
HDB	24,100	2.77%	3.88%	5,118,800	5,695,700	- NVL: From January 12 to February 8, Chairman Bui Thanh Nhon did not sell any of the 12 million registered shares because Mr. Nhon registered the right to buy shares offered to current shareholders.	
TPB	26,850	2.48%	6.13%	2,549,000	3,072,900		
STB	18,150	4.31%	5.83%	42,188,800	35,530,200		
NVL	79,000	1.67%	-1.86%	3,625,000	3,530,000		
TCH	21,300	1.43%	1.43%	12,306,100	9,382,900		
KDH	31,900	2.90%	4.42%	2,426,600	2,287,400		
PDR	62,800	2.45%	12.54%	6,011,200	4,585,200	- Oil prices continued to rise on Tuesday as cold weather forced many oil wells and refineries to close in Texas.	
GAS	81,300	2.91%	6.27%	2,302,800	1,908,500		
POW	12,350	1.65%	6.01%	18,868,800	15,989,600		
PLX	53,000	1.92%	6.64%	2,984,600	1,837,400		
VIC	106,200	5.15%	0.28%	3,468,400	2,772,700		
VHM	96,800	2.22%	2.54%	4,375,500	4,839,300		
VRE	31,550	2.10%	-1.25%	12,299,000	10,054,800	- VHM: Continuing the leading position in the after-tax profit in 2020 with nearly 28,800 billion VND	
VNM	108,000	2.56%	1.50%	4,010,600	3,827,600		
BVH	59,900	4.36%	9.51%	1,582,100	1,422,000		
MSN	88,700	3.62%	5.60%	2,238,000	2,692,400		
SBT	21,900	6.57%	22.01%	7,776,400	9,027,400		
VJC	129,000	3.53%	-0.54%	1,095,900	754,300		- MSN: VinCommerce has successfully issued VND 1,500 billion of guaranteed bonds, with a term of 5 years, interest every 3 months. The completion date of the offering is January 25, 2021.
FPT	74,600	4.63%	13.03%	7,243,100	6,000,900		
MWG	129,500	0.78%	1.17%	2,561,800	2,242,700		
PNJ	83,600	3.34%	2.58%	994,900	1,258,500		
REE	57,000	5.56%	6.54%	2,347,200	1,858,500		
SSI	31,750	3.76%	14.21%	37,375,600	27,180,900		
HPG	41,800	2.20%	3.21%	51,865,500	41,524,800		
						- HPG: Foreign fund PENM III Germany GmbH & Co.KG announced it has sold more than 59.43 million HPG shares of Hoa Phat Group out of a total of more than 66.52 million shares (2.01%) Previous sale registration. The reason for not selling all registered shares was due to not reaching the target price.	

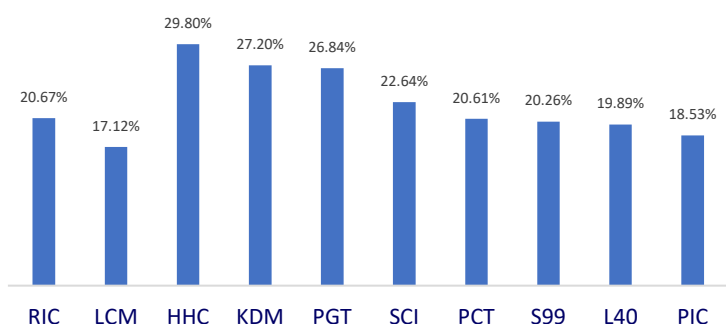
Top most traded tickers (Volume - in million)



Foreign net flow 10 nearest sessions (Billion VND)



Top increases in 3 consecutive sessions



Top decreases in 3 consecutive sessions

