

GLOBAL MARKET	1D	YTD	YTD
DJI	31,613.02	0.26%	3.96%
S&P500	3,931.33	-0.14%	5.34%
NASDAQ	13,965.50	-0.62%	8.51%
VIX	21.50	0.19%	
FTSE 100	6,710.90	-0.56%	2.37%
DAX	13,909.27	-1.10%	1.39%
CAC40	5,765.84	-0.36%	2.97%
Nikkei	30,372.00	-0.31%	10.67%
Shanghai	3,655.09	1.43%	7.05%
Kospi	3,133.73	1.59%	9.06%
Hang Seng	31,084.94	1.10%	14.51%
STI (Singapore)	2,920.43	-0.51%	1.78%
SET (Thailand)	1,514.91	-0.22%	4.52%
Crude oil (\$/barrel)	61.95	4.01%	28.26%
Gold (\$/ounce)	1,778.70	-0.50%	-6.56%

- Warren Buffett's latest investment revelation helped Dow Jones hit historic peak despite technology stocks dropping. The Dow blue-chip index erased the 180-point decline and ended the day up 90.27 points, or 0.3 percent, to 31,613.02 points. However, the S&P 500 fell by about 0.1% to 3,931.33 points in the context of the technology sector decreased by 1%. Nasdaq Composite fell 0.6% to 13,965.49, as Apple shares fell 1.8%.

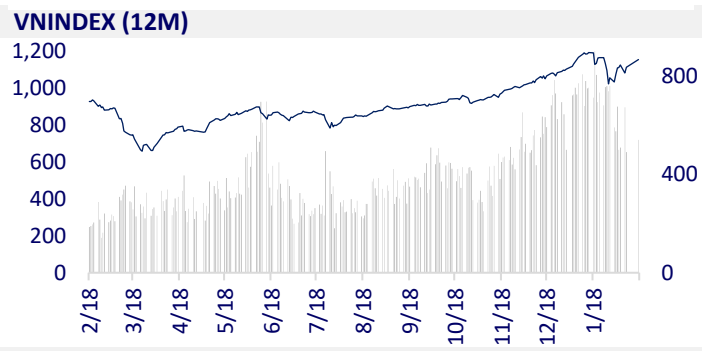
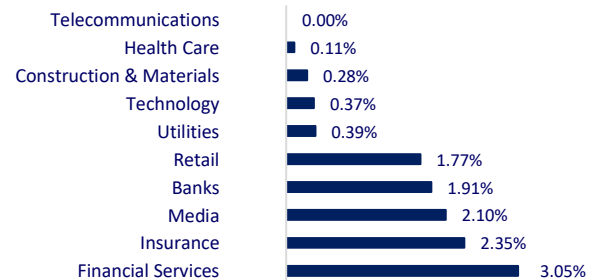
VIETNAM ECONOMY		1D (bps)	YTD (bps)
Vnibor	2.30%	-56	217
Deposit interest 12M	5.80%	0	0
5 year-Gov. Bond	1.27%	0	5
10 year-Gov. Bond	2.04%	-1	1
USD/VND	23,105	0.08%	-0.31%
EUR/VND	28,422	-0.27%	-2.34%
CNY/VND	3,632	-0.27%	1.65%

- Due to the fear of disease, people's shopping activities are also more limited than in previous years. In general, the overall purchasing power of the whole country on the occasion of the Tan Suu Lunar New Year 2021 only increases by 3-5% over the normal month and by 7-10% over the same period in 2020.

VIETNAM STOCK MARKET		1D	YTD
VN-INDEX	1,155.78	3.66%	5.12%
VN30	1,174.91	4.02%	11.01%
HNX	230.02	2.28%	16.70%
UPCOM	75.74	2.61%	2.59%
Net Foreign buy (B)	700.47		
Total trading value (B)	15,943.03	11.45%	-7.05%

- Foreign investors were very positive when they returned to be net buyers with the value of more than 700 billion, the buying power focused on Bluechips such as VHM, HPG, VRE, ETFs ...

ETF & DERIVATIVES		1D	YTD
FUESSV50	16,900	3.68%	11.92%
E1VFN30	19,600	0.67%	13.29%
FUESSV30	14,500.0	3.79%	9.02%
FUEVFN30	19,700.0	4.79%	14.53%
VN30F2106	1,199.0	4.62%	
VN30F2103	1,196.0	4.63%	
VN30F2101	1,193.0	4.74%	
VN30F2012	1,176.6	4.10%	

CHANGE IN PRICE BY SECTOR

EVENT CALENDAR

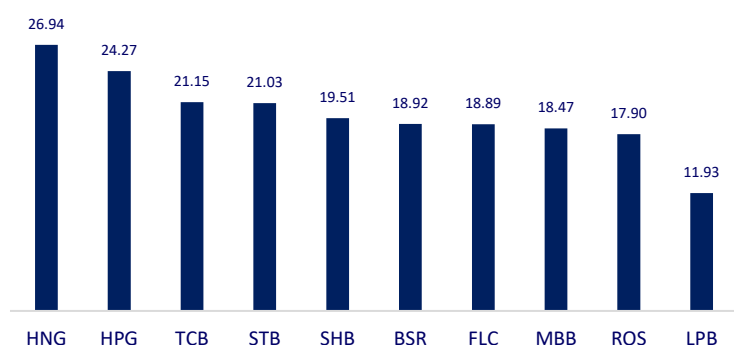
Ticker	Ex-right Date	Last register Date	Exercise Date	Type	Rate	Value
BHN	2/18/2021	2/19/2021	3/31/2021	Cash		2,830
PAS	2/23/2021	2/24/2021	3/24/2021	Cash		500
PAS	2/23/2021	2/24/2021	2/5/2021	Stock		0.1
PSD	2/25/2021	2/26/2021	3/16/2021	Cash		1,000
SAB	3/2/2021	3/3/2021	3/25/2021	Cash		1,500
CPC	3/4/2021	3/5/2021	3/25/2021	Cash		1,000
WSB	3/12/2021	3/15/2021	3/31/2021	Cash		1,000

SELECTED NEWS

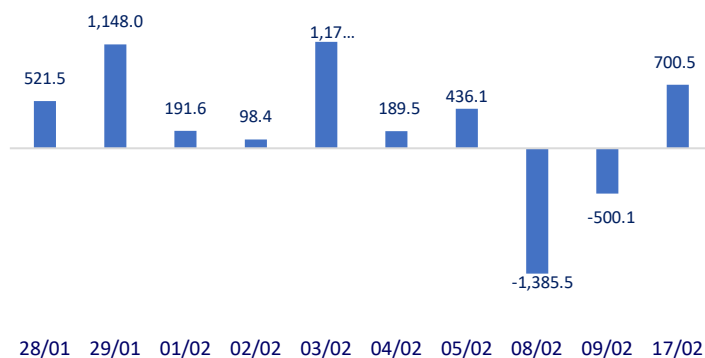
- Disruption of maritime logistics in Asia, Vietnam is affected "double"
- Nearly 1.5 million workers do not return home to celebrate Tet
- Ministry of Industry and Trade: Covid-19 influence, purchasing power on the occasion of the New Year's Eve only 3-5%
- China overtook the US as the EU's largest trading partner
- The cold winter causes unpredictable harm to the US oil industry
- Germany is in no hurry to open its economy

	Close	1D	5D	Buying vol.	Selling vol.	Content
VCB	100,000	2.88%	2.88%	1,568,000	1,621,800	- Top 10 banks with the largest operating income are BIDV, Vietcombank, VietinBank, VPBank, MB, Techcombank, ACB, Sacombank, HDBank and SHB. The total operating income of these banks is nearly 299,200 billion.
BID	42,100	3.19%	3.19%	2,911,500	2,669,700	
CTG	36,800	3.95%	3.95%	15,811,600	15,382,000	
TCB	38,400	6.67%	6.67%	35,123,100	29,782,000	
VPB	41,150	6.88%	6.88%	12,270,400	8,557,300	
MBB	25,800	4.24%	4.24%	38,516,500	31,451,900	
HDB	25,400	5.39%	5.39%	6,904,600	6,324,200	
TPB	27,700	3.17%	3.17%	3,064,100	3,556,000	
STB	18,750	3.31%	3.31%	48,112,100	38,783,500	
NVL	81,000	2.53%	2.53%	2,020,100	2,189,400	
TCH	22,150	3.99%	3.99%	9,592,200	7,751,800	
KDH	33,500	5.02%	5.02%	1,176,400	1,173,900	
PDR	64,600	2.87%	2.87%	5,352,300	4,252,600	- POW: In January 2021, POW estimated to achieve nearly VND 2,497 billion in revenue, fulfilling 89.5% of the month's target
GAS	86,900	6.89%	6.89%	3,890,700	2,471,400	
POW	13,000	5.26%	5.26%	19,768,600	15,303,400	- VIC: Vinfast is the only car brand in the region to win the "Car manufacturer with a high commitment to safety" by Asean NCAP.
PLX	55,700	5.09%	5.09%	2,774,800	1,813,200	
VIC	108,000	1.69%	1.69%	1,644,300	1,890,200	
VHM	101,000	4.34%	4.34%	5,233,000	6,356,800	- VNM: From January 19 to February 9, Platinum Victory Pte. Ltd. did not buy any of the 20.9 million registered shares. The reason for the unsuccessful transaction is unfavorable market conditions.
VRE	33,750	6.97%	6.97%	11,475,800	6,989,600	
VNM	108,700	0.65%	0.65%	4,549,500	4,260,100	- HPG: In January 2021, this company exported about 10,000 tons of galvanized steel sheet to partners from Belgium and Spain. In February, Ton Hoa Phat continued to export a shipment of more than 12,000 tons, mainly cold-coated steel products, to the Americas.
BVH	61,900	3.34%	3.34%	1,704,100	1,383,200	
MSN	92,000	3.72%	3.72%	1,920,100	1,761,700	
SBT	23,350	6.62%	6.62%	9,895,400	7,511,300	
VJC	131,000	1.55%	1.55%	779,500	750,900	
FPT	77,900	4.42%	4.42%	4,547,600	6,188,600	
MWG	138,000	6.56%	6.56%	3,590,200	3,135,000	
PNJ	86,500	3.47%	3.47%	1,286,900	1,593,700	
REE	59,100	3.68%	3.68%	3,474,000	2,675,900	
SSI	33,550	5.67%	5.67%	19,016,100	20,537,800	
HPG	43,450	3.95%	3.95%	38,390,200	34,465,900	

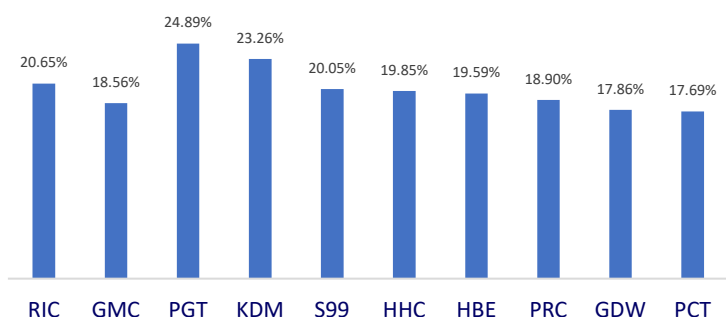
Top most traded tickers (Volume - in million)



Foreign net flow 10 nearest sessions (Billion VND)



Top increases in 3 consecutive sessions



Top decreases in 3 consecutive sessions

