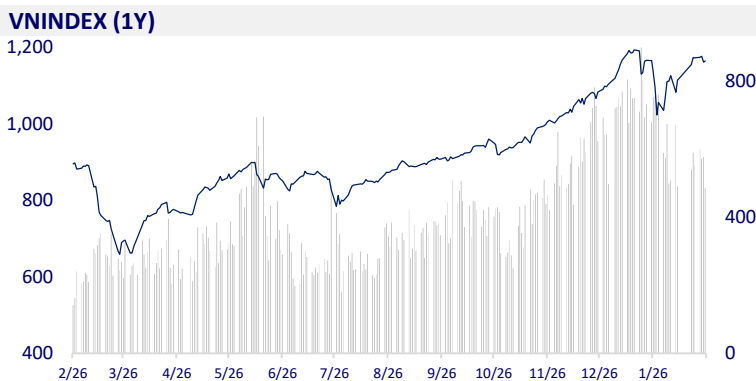
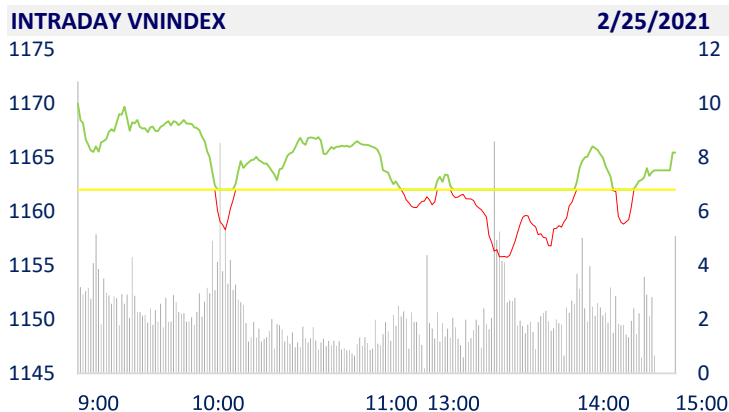
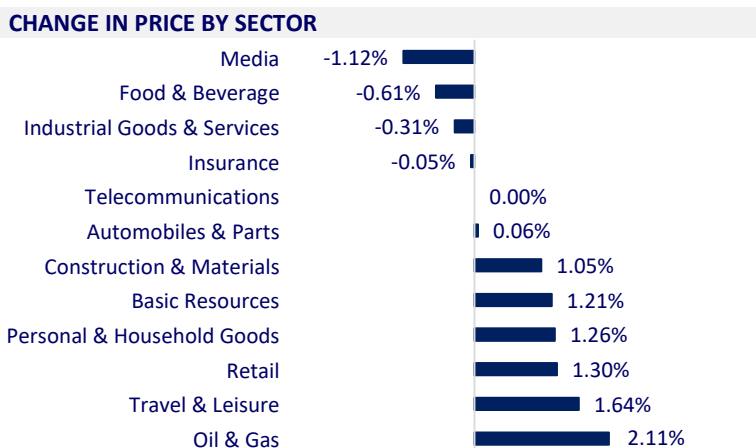


VIETNAM STOCK MARKET		1D	YTD
VN-INDEX	1,165.43	0.29%	6.00%
VN30	1,169.82	0.23%	10.53%
HNX	246.20	3.49%	24.91%
UPCOM	76.48	0.34%	3.59%
Net Foreign buy (B)	-448.33		
Total trading value (B)	15,838.32	-14.12%	-7.67%

- Foreign investors continued to net sell 448 billion dong on all 3 exchanges, their selling focused on VNM, PLX, KDH ... Generally in the last 4 sessions, foreign investors net sold about 2,500 billion dong on the whole market.



ETF & DERIVATIVES		1D	YTD
E1VFN30	19,720	0.87%	4.89%
FUEMAV30	13,500	-1.60%	7.74%
FUESSV30	14,500	0.00%	8.78%
FUESSV50	16,900	0.00%	6.96%
FUESSVFL	15,310	-1.23%	12.16%
FUEVFNVD	19,510	0.05%	13.43%
FUEVN100	15,100	-1.31%	8.24%



VN30F2109	1,184.80	1.10%
VN30F2106	1,183.60	0.77%
VN30F2104	1,189.50	1.67%
VN30F2103	1,182.00	1.72%

GLOBAL MARKET		1D	YTD
Nikkei	26,537.31	0.91%	12.18%
Shanghai	3,369.73	0.22%	9.27%
Kospi	2,625.91	0.94%	19.49%
Hang Seng	26,819.45	0.56%	-5.74%
STI (Singapore)	2,857.48	-0.42%	-11.34%
SET (Thái Lan)	1,433.56	1.26%	-10.28%
Crude oil (\$/barrel)	45.05	-1.81%	-25.84%
Gold (\$/ounce)	1,809.60	0.10%	19.23%

- Asian stocks rose after the peak session of Wall Street. The MSCI Asia-Pacific Index, excluding Japan, rose 0.94%. In Japan, the Nikkei 225 increased by 1.61% with Softbank Group shares up more than 4%. Topix increased 1.41%. China market went up with Shanghai Composite up 0.6%, Shenzhen Component up 0.486%. Hong Kong's Hang Seng rose 0.62%, while South Korea's Kospi Index rose 2.06%.

VIETNAM ECONOMY		1D (bps)	YTD (bps)
Vnibor	0.10%	0	-133
Deposit interest 12M	5.80%	0	-70
5 year-Gov. Bond	1.35%	-3	-264
10 year-Gov. Bond	2.21%	-5	-249
USD/VND	23,256	0.00%	0.11%
EUR/VND	28,298	-0.09%	6.38%
CNY/VND	3,557	0.06%	4.74%

- With the deposit interest rate continuing to decrease, the expected interest rate will also decrease to support businesses to revive production and business activities in 2021 ...

**EVENT CALENDER**

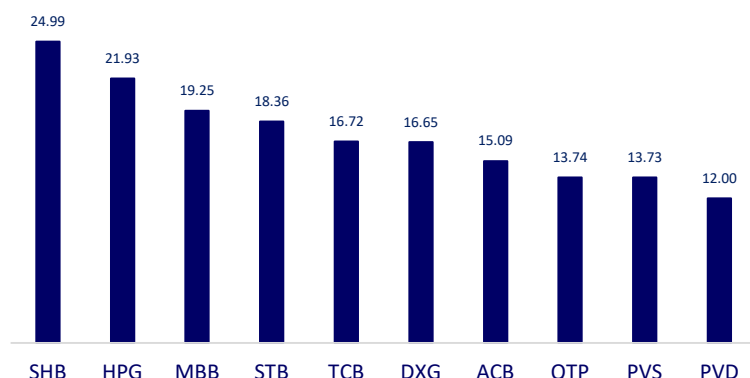
Ticker	Ex-right Date	Last register Date	Exercise Date	Type	Rate	Value
QNS	2/26/2021	3/1/2021	3/11/2021	Cash		500
DSN	2/26/2021	3/1/2021	3/15/2021	Cash		2,500
SFN	2/26/2021	3/1/2021	3/22/2021	Cash		700
EID	2/26/2021	3/1/2021	3/10/2021	Cash		1,200
C4G	3/2/2021	3/3/2021		Stock	0.06	
SAB	3/2/2021	3/3/2021	3/25/2021	Cash		1,500
CPC	3/4/2021	3/5/2021	3/25/2021	Cash		1,000
WSB	3/12/2021	3/15/2021	3/31/2021	Cash		1,000

## SELECTED NEWS

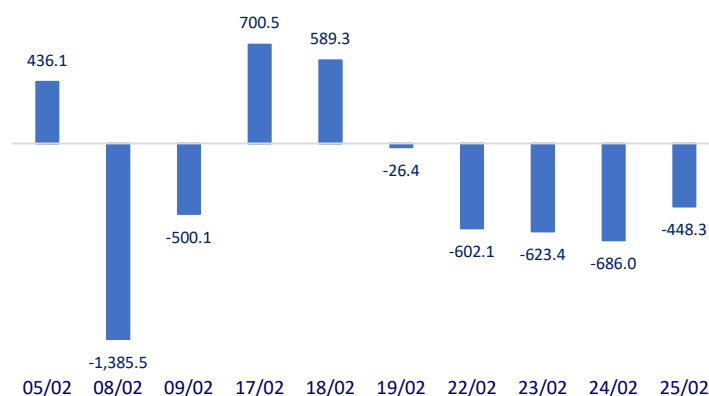
- USD 5.46 billion of FDI into Vietnam in the first 2 months of the year, Japan surpassed Singapore to lead
- 2021 - Consumer credit is difficult to accelerate
- Nikkei Asia: 'Vietnam's growth will continue to lead Southeast Asia'
- Europe is increasingly cold with China
- Yields skyrocketed to the highest level in many years, global bond investors wobbled over unprecedented stimulus packages.
- Mr. Biden signed a decree to save the US semiconductor industry "

	Close	1D	5D	Buying vol.	Selling vol.	Content
VCB	98,200	0.10%	-3.73%	1,642,300	1,652,300	- VCB: At the next shareholder meeting, Vietcombank's shareholders will consider and approve the report, the plan to set up the fund in 2020 and the plan to increase charter capital in the period of 2021 - 2022.
BID	42,950	-0.23%	-1.04%	3,946,000	3,118,400	
CTG	37,300	-0.53%	1.36%	16,525,500	19,939,500	
TCB	39,100	0.00%	0.51%	32,698,300	29,730,000	
VPB	39,600	-0.25%	-4.12%	14,346,800	12,969,000	
MBB	27,300	1.11%	4.20%	37,172,600	33,691,600	
HDB	25,500	0.20%	0.00%	9,991,300	10,215,000	
TPB	27,350	-0.18%	-1.80%	3,425,600	3,927,900	
STB	18,500	0.82%	-0.54%	41,755,900	42,593,700	
NVL	80,000	-0.50%	-1.84%	2,488,100	3,391,100	-
TCH	22,050	-0.90%	-6.17%	13,181,300	13,034,300	
KDH	32,400	-1.52%	-5.54%	3,287,900	3,295,100	
PDR	62,200	-1.43%	-4.45%	3,995,900	3,890,200	
GAS	89,200	1.25%	-1.00%	2,241,500	2,040,400	- POW: announced 2 months of 2021 business index with total power output of plants reaching 2,809.8 million kWh, total revenue is estimated at 4,676.7 billion dong
POW	12,700	0.40%	-2.68%	15,524,300	18,781,600	
PLX	58,400	1.92%	4.10%	4,892,700	4,313,800	
VIC	108,900	0.65%	-1.00%	1,772,800	2,096,600	- VHM and VIC were both bought in by foreign investors for the 5th consecutive net selling session of foreign investors with a value of 31 billion and 15 billion dong respectively.
VHM	102,800	0.00%	-0.39%	4,886,700	4,071,600	
VRE	33,750	0.15%	-3.16%	7,550,000	8,090,700	
VNM	104,600	-1.13%	-4.04%	7,838,400	7,354,600	- VNM: VNM was sold the most by foreign investors today with a value of more than 233 billion dong.
BVH	59,600	-0.17%	-3.72%	1,379,400	1,380,300	
MSN	89,600	-1.54%	-5.78%	3,220,800	2,520,100	
SBT	21,950	-1.79%	-6.00%	4,847,300	4,907,100	
VJC	135,000	2.35%	2.43%	1,193,100	1,091,900	- PNJ: PNJ's gold bar sales increased by nearly 79% in the month near the Lunar New Year. In January, PNJ recorded net revenue of VND 2,170 billion, an increase of 30.2% and profit after tax of VND 168 billion, an increase of 2.5% compared to the same period last year, mainly thanks to the growth of sales. odd and gold bars.
FPT	76,200	1.06%	-2.56%	3,826,300	3,524,000	
MWG	135,700	1.42%	-2.72%	1,455,200	1,066,700	
PNJ	84,000	1.45%	-4.00%	839,600	803,000	
REE	56,400	-1.05%	-5.37%	1,485,900	1,334,900	
SSI	33,450	0.00%	0.45%	21,745,700	24,313,500	
HPG	44,150	1.26%	0.68%	41,810,000	45,075,500	

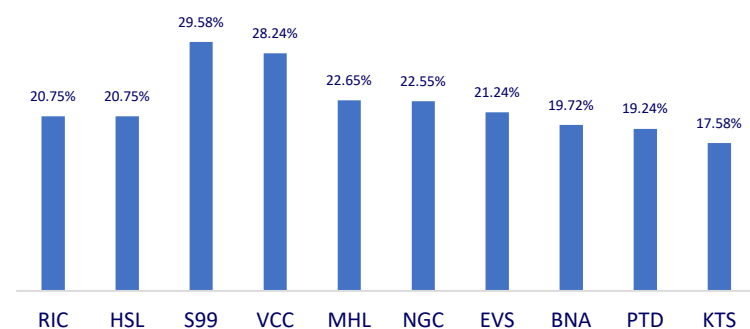
Top most traded tickers (Volume - in million)



Foreign net flow 10 nearest sessions (Billion VND)



Top increases in 3 consecutive sessions



Top decreases in 3 consecutive sessions

