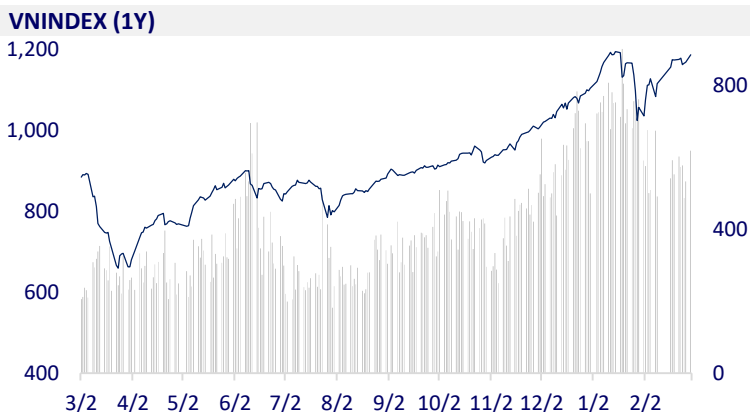
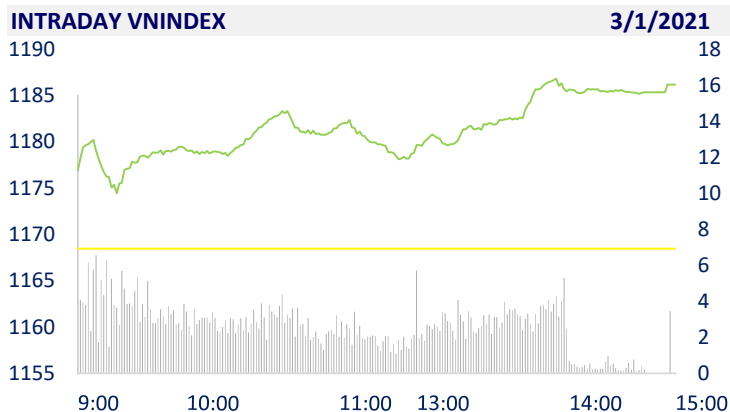
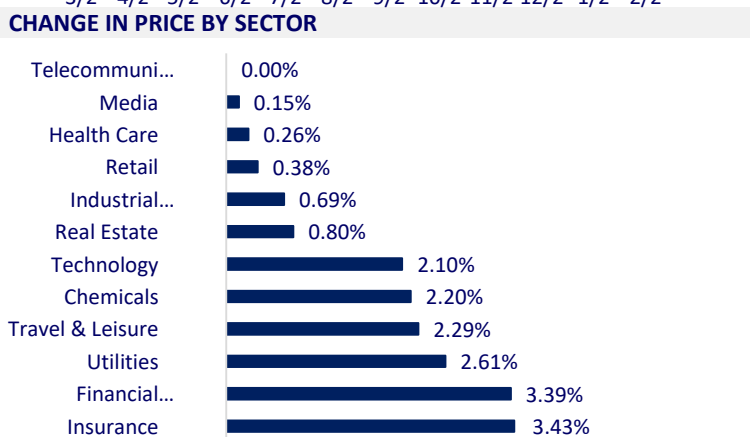


VIETNAM STOCK MARKET		1D	YTD
VN-INDEX	1,186.17	1.51%	7.88%
VN30	1,191.83	1.55%	12.61%
HNX	252.37	1.26%	28.04%
UPCOM	77.15	0.67%	4.50%
Net Foreign buy (B)	-226.03		
Total trading value (B)	18,918.65	6.22%	10.29%

- Foreign investors had the 7th net selling session in a row, but the pressure decreased significantly, to nearly 226 billion dong. Foreign investors' selling focused on Bluechips such as HPG (-166.88 billion), CTG (-95.8 billion dong), VNM (-79.3 billion dong) ...



ETF & DERIVATIVES		1D	YTD
E1VFN30	20,030	1.68%	6.54%
FUEMAV30	14,010	1.52%	11.81%
FUESSV30	14,840	2.56%	11.33%
FUESSV50	17,300	2.37%	9.49%
FUESSVFL	15,690	2.08%	14.95%
FUEVFN30	19,950	1.79%	15.99%
FUEVN100	15,540	2.37%	11.40%
VN30F2109	1,198.50	1.56%	
VN30F2106	1,198.00	1.36%	
VN30F2104	1,195.80	1.69%	
VN30F2103	1,193.00	1.62%	



GLOBAL MARKET		1D	YTD
Nikkei	26,537.31	0.91%	12.18%
Shanghai	3,369.73	0.22%	9.27%
Kospi	2,625.91	0.94%	19.49%
Hang Seng	26,819.45	0.56%	-5.74%
STI (Singapore)	2,857.48	-0.42%	-11.34%
SET (Thái Lan)	1,433.56	1.26%	-10.28%
Crude oil (\$/barrel)	45.05	-1.81%	-25.84%
Gold (\$/ounce)	1,809.60	0.10%	19.23%

- Stock markets from Asia to Europe and the US all recovered strongly after a sharp drop at the end of last week, in the midst of a drop in US bond yields. In Japan, the Nikkei 225 increased by nearly 700 points (equivalent to 2.41%) to 29,663.50 points, after falling nearly 4% on February 26. The Topix index jumped 2.04% to 1,902.48, a bright March start.

VIETNAM ECONOMY		1D (bps)	YTD (bps)
Vnibor	0.10%	0	-133
Deposit interest 12M	5.80%	0	-70
5 year-Gov. Bond	1.35%	-3	-264
10 year-Gov. Bond	2.21%	-5	-249
USD/VND	23,256	0.00%	0.11%
EUR/VND	28,298	-0.09%	6.38%
CNY/VND	3,557	0.06%	4.74%

- The IIP in February 2021 is estimated to decrease by 21.1% from the previous month and to decrease by 7.2% over the same period last year. The mining industry decreased by 18.5% and down by 23%; processing and manufacturing decreased 23.1% and decreased 5.8%; electricity production and distribution decreased 9.8% and 2.3%; water supply, waste and wastewater management and treatment decreased 8.7% and increased 0.1%.

EVENT CALENDER

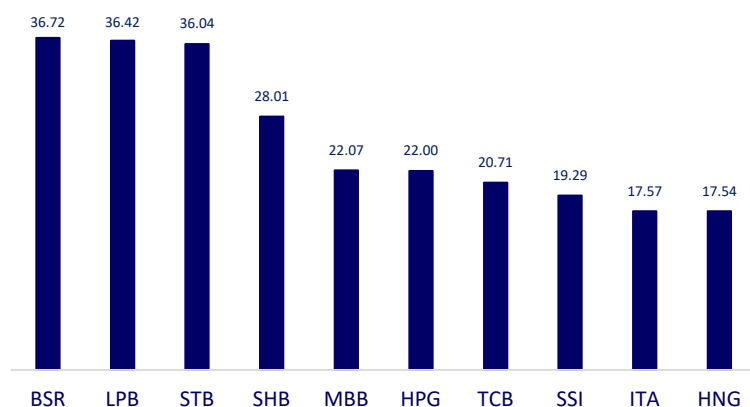
Ticker	Ex-right Date	Last register Date	Exercise Date	Type	Rate	Value
C4G	3/2/2021	3/3/2021		Stock	0.06	
SAB	3/2/2021	3/3/2021	3/25/2021	Cash		1,500
HDB	3/3/2021	3/4/2021	4/14/2021	Cash		1,500
HPB	3/3/2021	3/4/2021	4/14/2021	Cash		1,500
CPC	3/4/2021	3/5/2021	3/25/2021	Cash		1,000
DAD	3/4/2021	3/5/2021	3/24/2021	Cash		1,500
SPC	3/8/2021	3/9/2021	3/29/2021	Cash		700
WSB	3/12/2021	3/15/2021	3/31/2021	Cash		1,000

SELECTED NEWS

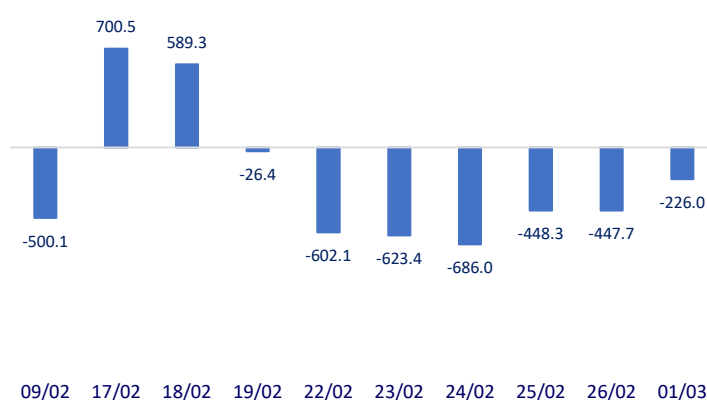
- Index of industrial production (IIP) in February decreased due to Tet holidays and Covid-19
- More than 8,000 newly established businesses in February
- Investing nearly 4,000 billion VND in infrastructure construction of Lien Ha Thai Industrial Park in Thai Binh
- US crude oil output fell sharply for 3 consecutive months
- The US House of Representatives has approved Mr. Biden's plan to stimulate US \$ 1.9 trillion in demand
- China had more of the super-richest people in the 'Covid year'

	Close	1D	5D	Buying vol.	Selling vol.	Content
VCB	99,200	1.02%	-1.39%	1,724,000	1,909,300	- STB: In Binh Thanh district, Sacombank is auctioning land use rights, ownership of houses and other attached assets located at 36/70 D2 Street, Ward 25. This land area is up to 6,382 m2. , was offered for sale with a starting price of nearly 377 billion.
BID	44,100	1.15%	0.80%	4,921,200	3,555,800	
CTG	38,100	2.28%	2.97%	23,904,300	22,004,700	
TCB	40,200	2.42%	4.15%	21,141,300	20,091,900	
VPB	40,800	2.00%	-0.37%	5,849,200	6,593,600	
MBB	28,350	2.53%	6.18%	37,209,200	34,973,300	
HDB	25,800	2.58%	0.00%	5,977,500	7,389,500	
TPB	28,000	1.63%	0.36%	5,577,100	7,252,000	
STB	19,100	4.09%	2.69%	76,032,900	58,719,500	
NVL	79,700	0.13%	-1.36%	2,186,600	2,550,500	
TCH	22,600	3.67%	-0.88%	8,555,300	8,012,500	
KDH	32,500	1.88%	-4.13%	2,504,400	1,787,600	- PLX and POW were both among the top stocks that were sold the most by foreign investors in February with a value of over VND 200 billion.
PDR	64,300	2.06%	-0.31%	5,021,800	4,514,300	
GAS	91,900	2.91%	4.20%	7,348,800	2,527,400	
POW	13,050	3.57%	1.16%	22,655,000	20,317,300	- By the end of February 26, 2021, Vingroup ranked first in stock market value and reached \$15.95b. The third place is VHM with \$14.52b. And VRE is worth \$3.28b.
PLX	59,000	1.37%	3.15%	10,297,300	7,411,100	
VIC	108,500	-0.46%	-1.09%	1,273,300	1,456,700	
VHM	103,000	1.38%	-2.65%	3,281,200	3,706,200	- VNM: VNM was sold the most by foreign investors in February with a value of up to 690 billion dong
VRE	34,250	3.16%	0.29%	8,736,200	8,136,800	
VNM	105,600	0.76%	-1.77%	4,217,700	3,702,300	- REE: Platium Victory Pte. Ltd registered to buy 15,812,786 shares. Before the transaction Platium Victory owned 92,355,038 shares (ratio 29.88%). The transaction is expected to be carried out from March 4 to April 2, 2021.
BVH	61,800	4.57%	1.15%	3,807,500	1,487,400	
MSN	91,300	1.11%	-3.49%	1,834,400	1,503,400	
SBT	22,900	5.53%	4.09%	9,411,300	8,167,800	- REE: Platium Victory Pte. Ltd registered to buy 15,812,786 shares. Before the transaction Platium Victory owned 92,355,038 shares (ratio 29.88%). The transaction is expected to be carried out from March 4 to April 2, 2021.
VJC	136,200	0.81%	3.50%	1,000,500	855,600	
FPT	77,900	2.23%	1.43%	4,960,800	3,962,800	
MWG	134,800	-0.15%	-1.61%	2,041,200	2,107,800	- REE: Platium Victory Pte. Ltd registered to buy 15,812,786 shares. Before the transaction Platium Victory owned 92,355,038 shares (ratio 29.88%). The transaction is expected to be carried out from March 4 to April 2, 2021.
PNJ	84,700	-0.24%	-0.47%	798,500	1,248,900	
REE	56,900	0.35%	-0.18%	1,225,800	1,502,800	
SSI	35,000	5.42%	6.54%	43,731,300	32,495,400	- REE: Platium Victory Pte. Ltd registered to buy 15,812,786 shares. Before the transaction Platium Victory owned 92,355,038 shares (ratio 29.88%). The transaction is expected to be carried out from March 4 to April 2, 2021.
HPG	46,200	1.32%	6.45%	38,644,900	36,067,900	

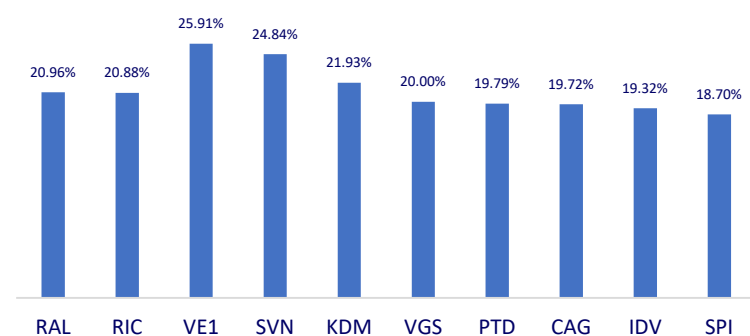
Top most traded tickers (Volume - in million)



Foreign net flow 10 nearest sessions (Billion VND)



Top increases in 3 consecutive sessions



Top decreases in 3 consecutive sessions

