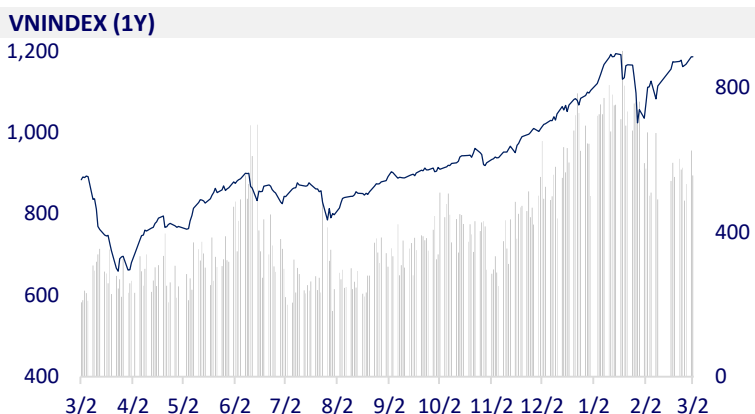
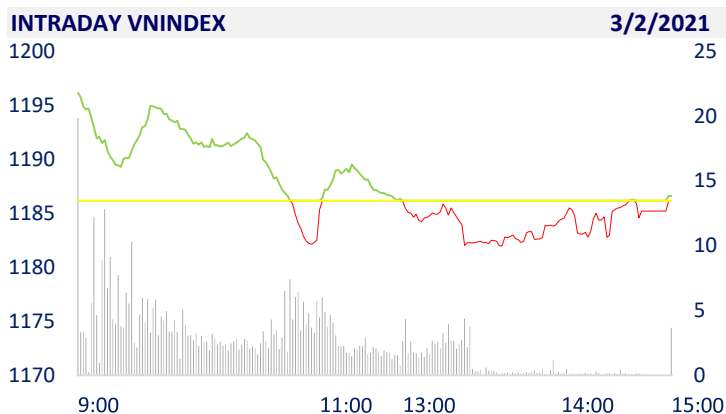
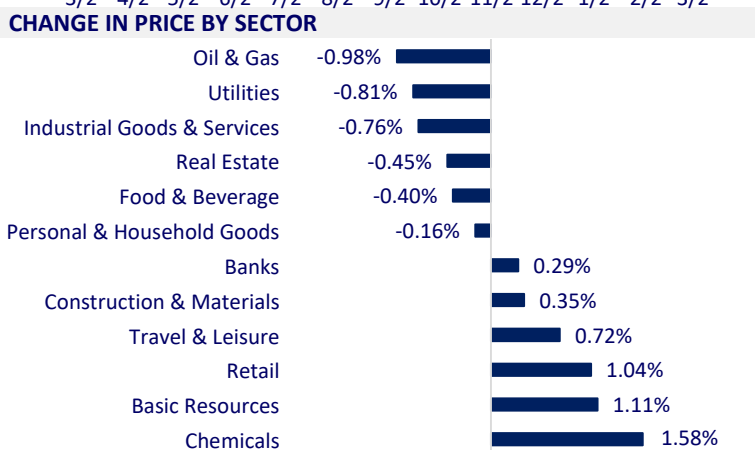


VIETNAM STOCK MARKET		1D	YTD
VN-INDEX	1,186.61	0.04%	7.92%
VN30	1,194.71	0.24%	12.88%
HNX	247.94	-1.76%	25.79%
UPCOM	77.46	0.40%	4.92%
Net Foreign buy (B)	-773.59		
Total trading value (B)	18,500.19	-3.80%	7.85%

- Foreign investors' trade was not positive as they net sold on all 3 exchanges with a total value of 773 billion dong, the selling focused on Bluechips such as VNM, HPG, VIC, CTG ...



ETF & DERIVATIVES		1D	YTD
E1VFN30	20,030	0.00%	6.54%
FUEMAV30	14,010	0.00%	11.81%
FUESSV30	14,920	0.54%	11.93%
FUESSV50	17,500	1.16%	10.76%
FUESSVFL	15,800	0.70%	15.75%
FUEVFN30	19,990	0.20%	16.22%
FUEVN100	15,400	-0.90%	10.39%
VN30F2109	1,199.00	0.04%	
VN30F2106	1,197.20	-0.07%	
VN30F2104	1,197.40	0.13%	
VN30F2103	1,194.00	0.08%	



GLOBAL MARKET		1D	YTD
Nikkei	26,537.31	0.91%	12.18%
Shanghai	3,369.73	0.22%	9.27%
Kospi	2,625.91	0.94%	19.49%
Hang Seng	26,819.45	0.56%	-5.74%
STI (Singapore)	2,857.48	-0.42%	-11.34%
SET (Thái Lan)	1,433.56	1.26%	-10.28%
Crude oil (\$/barrel)	45.05	-1.81%	-25.84%
Gold (\$/ounce)	1,809.60	0.10%	19.23%

- Asian stocks reversed, almost falling at the end of the session. The MSCI Asia-Pacific Index, excluding Japan, fell 0.24%. The Chinese market fell with the Shanghai Composite down 1.21% and the Shenzhen Component down 0.715%. Hong Kong's Hang Seng lost 1.21%. In Japan, Nikkei 225 decreased by 0.86% while Topix decreased by 0.4%. The South Korean Kospi Index went against the general trend, up 1.03% after the March 1 holiday.

VIETNAM ECONOMY		1D (bps)	YTD (bps)
Vnibor	0.10%	0	-133
Deposit interest 12M	5.80%	0	-70
5 year-Gov. Bond	1.35%	-3	-264
10 year-Gov. Bond	2.21%	-5	-249
USD/VND	23,256	0.00%	0.11%
EUR/VND	28,298	-0.09%	6.38%
CNY/VND	3,557	0.06%	4.74%

- The State Treasury has just announced the Government bond bidding plan in 2021 with a total issuance of 350 trillion dong. The volume is expected to include 5-year term of 20 trillion dong, 7-year term of 15 trillion dong, 10-year term of 120 trillion dong, 15-year term of 135 trillion dong, and 20-year term is 30 trillion dong, 30 year term is 30 trillion dong.

EVENT CALENDER

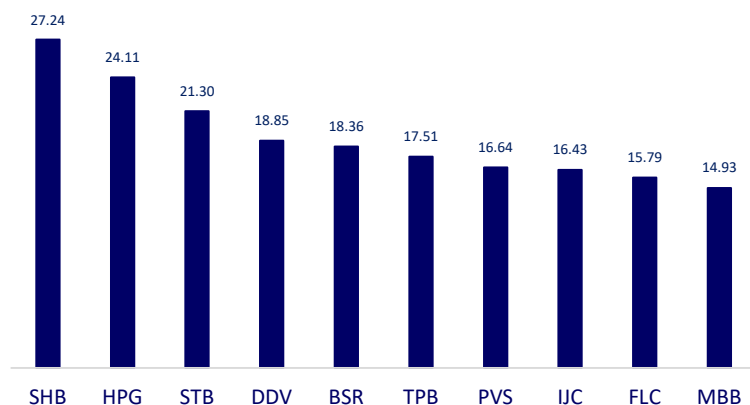
Ticker	Ex-right Date	Last register Date	Exercise Date	Type	Rate	Value
HDB	3/3/2021	3/4/2021	4/14/2021	Cash		1,500
HPB	3/3/2021	3/4/2021	4/14/2021	Cash		1,500
CPC	3/4/2021	3/5/2021	3/25/2021	Cash		1,000
DAD	3/4/2021	3/5/2021	3/24/2021	Cash		1,500
SPC	3/8/2021	3/9/2021	3/29/2021	Cash		700
TMP	3/9/2021	3/10/2021	3/18/2021	Cash		1,500
DT4	3/11/2021	3/12/2021	6/30/2021	Cash		875
WSB	3/12/2021	3/15/2021	3/31/2021	Cash		1,000

SELECTED NEWS

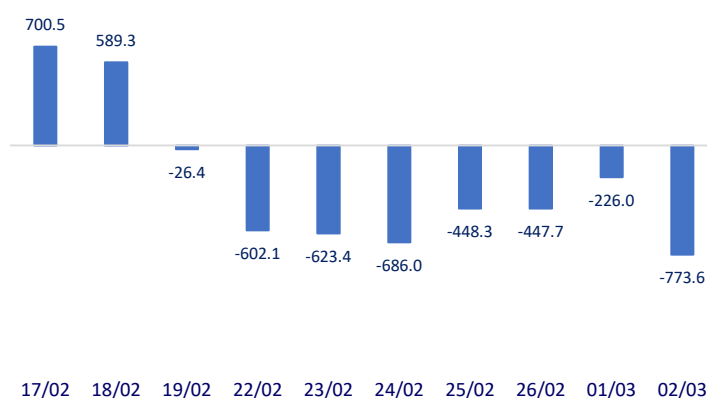
- Despite the impact of the COVID-19 epidemic, FDI enterprises are increasingly expanding production in Vietnam
- TP. HCMC budget revenue 2,900 billion/day, nearly double the average receivable
- Prime Minister agrees to invest in 2 industrial zones in Nam Dinh and Vinh Phuc with a total area of more than 300ha
- Bloomberg: VinFast is planning to open a factory in the US
- Multilateralism is "revived" under Mr. Biden
- Nikkei: China massively buys steel, neighbors benefit, including Vietnam

	Close	1D	5D	Buying vol.	Selling vol.	Content
VCB	99,300	0.10%	-0.70%	1,895,100	2,230,700	- The top 10 banks with net profit from service activities include Vietcombank, BIDV, VietinBank, Techcombank, Sacombank, MB, VPBank, VIB, SCB and ACB. The total net profit from service activities of these banks reached more than 17,060 billion dong, accounting for 85% of the net interest of 28 banks
BID	44,050	-0.11%	0.11%	3,260,500	3,925,900	
CTG	38,000	-0.26%	2.56%	12,567,300	16,815,100	
TCB	40,300	0.25%	1.26%	15,093,200	20,034,500	
VPB	40,750	-0.12%	0.62%	8,082,500	9,538,100	
MBB	28,100	-0.88%	2.55%	23,709,700	31,946,500	
HDB	26,700	3.49%	2.89%	14,960,500	16,002,000	
TPB	29,750	6.25%	6.44%	27,330,000	23,356,600	
STB	19,150	0.26%	1.86%	41,000,000	52,152,400	
NVL	79,300	-0.50%	-1.86%	2,083,900	2,497,800	
TCH	22,500	-0.44%	-2.17%	6,922,700	9,856,700	
KDH	32,800	0.92%	-2.09%	2,040,000	2,219,500	- PLX: Re-granted margin since the company has offset losses and starts to book a net profit of 950 billion dong in 2020.
PDR	64,500	0.31%	0.78%	4,731,600	4,346,400	
GAS	91,000	-0.98%	1.79%	3,030,000	2,544,800	
POW	12,950	-0.77%	0.78%	20,007,300	24,657,700	- VHM: VinFast will receive more than 89.8 million VHM shares, equivalent to 2.68%. The transaction is expected to be deployed from March 4 to April 2
PLX	58,600	-0.68%	3.17%	5,181,600	6,330,500	
VIC	108,200	-0.28%	-1.64%	1,492,300	1,779,100	
VHM	102,800	-0.19%	-2.37%	3,482,000	4,970,400	- VNM: ranked in top 3 list of stocks in the net selling list of securities companies in February with a value of 108 billion dong.
VRE	34,700	1.31%	0.87%	9,280,700	12,020,900	
VNM	104,900	-0.66%	-1.96%	4,497,300	5,750,700	
BVH	61,800	0.00%	2.15%	1,654,700	2,105,600	- FPT: FPT's net profit after tax increased by 13.1% compared to 2019 to reach VND 4,422 billion; in which, after-tax profit attributable to shareholders of parent company is 3,538 billion dong. The digital transformation segment is the "bright spot" in FPT's revenue structure with its contribution of 3,219 billion dong, up 31% y/y.
MSN	90,900	-0.44%	-1.94%	1,607,400	2,119,600	
SBT	22,900	0.00%	1.78%	5,413,700	8,647,900	
VJC	137,700	1.10%	2.76%	1,361,200	1,030,600	
FPT	77,900	0.00%	3.18%	3,060,900	4,419,500	
MWG	135,800	0.74%	-0.29%	925,900	1,271,400	
PNJ	84,000	-0.83%	0.60%	504,600	865,900	
REE	56,900	0.00%	0.89%	860,900	1,444,200	
SSI	35,050	0.14%	4.32%	20,031,900	26,726,200	
HPG	46,700	1.08%	7.85%	45,428,200	45,059,400	

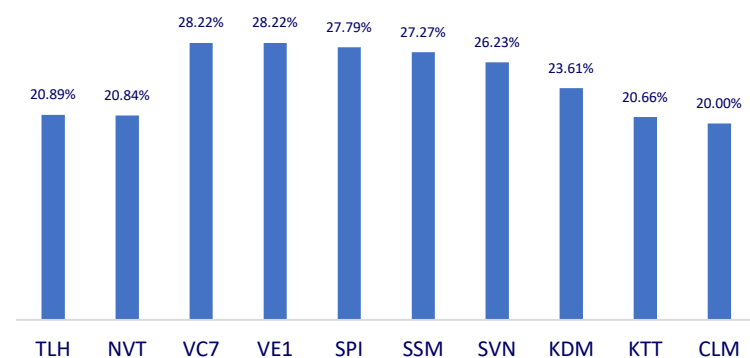
Top most traded tickers (Volume - in million)



Foreign net flow 10 nearest sessions (Billion VND)



Top increases in 3 consecutive sessions



Top decreases in 3 consecutive sessions

