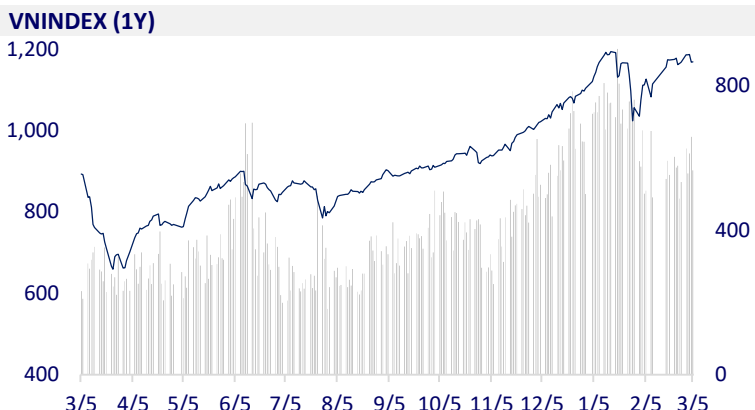
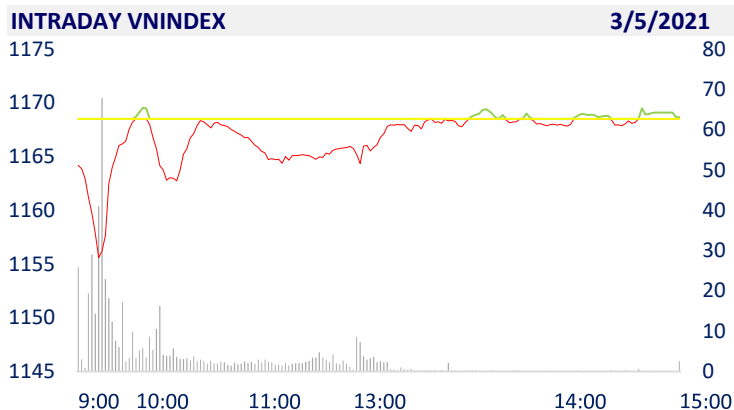
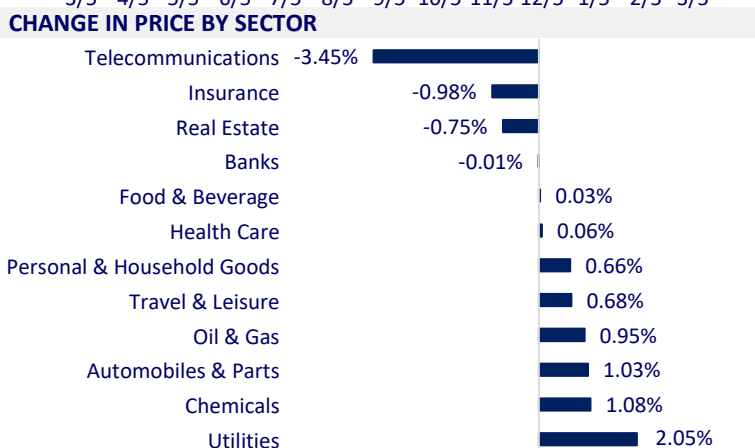


VIETNAM STOCK MARKET		1D	YTD
VN-INDEX	1,168.69	0.01%	6.29%
VN30	1,174.16	-0.01%	10.94%
HNX	259.80	1.58%	31.81%
UPCOM	78.56	0.77%	6.41%
Net Foreign buy (B)	-1,350.82		
Total trading value (B)	18,675.36	-11.65%	8.87%

- Foreign investors' trade was quite negative as they continued to net sell more than 1,350 billion VND on the whole market and was also the 11th consecutive net selling session. Foreign investors' selling force focused on Bluechips such as POW, VNM, CTG, VHM ...



ETF & DERIVATIVES		1D	YTD
E1VFN30	19,740	-1.79%	5.00%
FUEMAV30	13,780	-0.14%	9.98%
FUESSV30	14,540	-0.34%	9.08%
FUESSV50	17,300	0.00%	9.49%
FUESSVFL	15,420	0.92%	12.97%
FUEVFN30	19,600	-2.10%	13.95%
FUEVN100	15,110	-2.20%	8.32%



VN30F2109	1,178.90	-0.51%
VN30F2106	0.00	-100.00%
VN30F2104	1,174.10	-0.84%
VN30F2103	1,169.00	-1.04%

GLOBAL MARKET		1D	YTD
Nikkei	28,864.32	1.65%	5.17%
Shanghai	3,501.99	-0.04%	2.56%
Kospi	3,026.26	-0.57%	5.32%
Hang Seng	29,098.29	1.84%	7.19%
STI (Singapore)	3,013.85	-0.03%	5.04%
SET (Thái Lan)	1,544.11	0.65%	6.54%
Crude oil (\$/barrel)	65.12	1.67%	34.82%
Gold (\$/ounce)	1,691.30	0.13%	-11.15%

- Asian stocks were mixed as the Nikkei and Hang Seng Index rebounded, while Shanghai and Kospi fell slightly. Closing the session on March 5, Hong Kong's Hang Seng Index rose 1.84% and Japan's Nikkei increased by 1.65%, while Shanghai and Kospi decreased by 0.04% and 0.57%, respectively.

VIETNAM ECONOMY		1D (bps)	YTD (bps)
Vnibor	0.29%	-2	16
Deposit interest 12M	5.80%	0	0
5 year-Gov. Bond	1.21%	-9	-1
10 year-Gov. Bond	2.33%	21	30
USD/VND	23,135	0	-0.19%
EUR/VND	28,188	0	-3.14%
CNY/VND	3,623	0	1.40%

- The total state budget revenue in Hanoi City, implemented by the end of February 2021, was VND50,839b, reaching 20.2% of the estimate, as much as 95.6% over the same period. Local budget spending by the end of February 2021 was VND8,615b, reaching 7.9% of the year's estimate, as much as 97.0% over the same period. The IIP in February decreased 23.2% compared with January and decreased 11.4% over the same period.

**EVENT CALENDER**

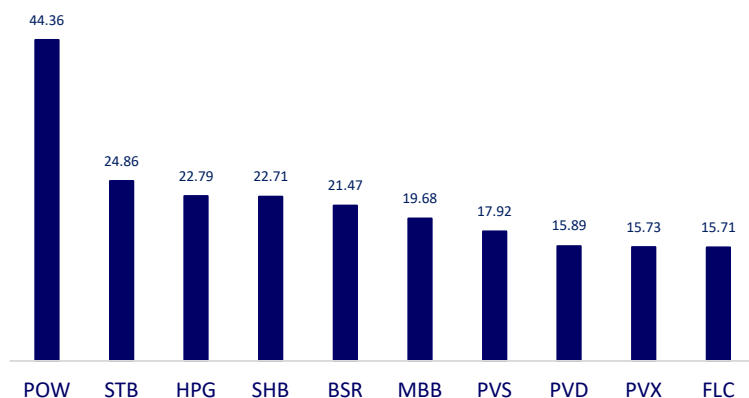
Ticker	Ex-right Date	Last register Date	Exercise Date	Type	Rate	Value
SPC	3/8/2021	3/9/2021	3/29/2021	Cash		700
TMP	3/9/2021	3/10/2021	3/18/2021	Cash		1,500
DT4	3/11/2021	3/12/2021	6/30/2021	Cash		875
WSB	3/12/2021	3/15/2021	3/31/2021	Cash		1,000
DBD	3/15/2021	3/16/2021	4/8/2021	Cash		1,500
PPP	3/16/2021	3/17/2021	4/19/2021	Cash		1,000
PDN	3/17/2021	3/18/2021	3/30/2021	Cash		1,500
ABI	3/19/2021	3/22/2021	4/8/2021	Cash		400

## SELECTED NEWS

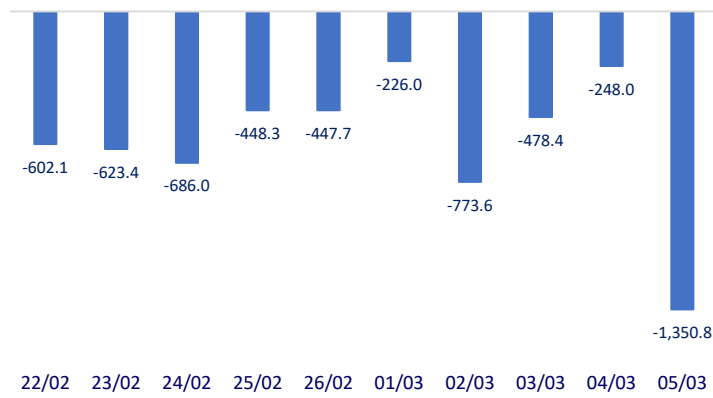
- Ho Chi Minh City aims to attract USD 5.4 billion of FDI
- Energize the entire 7,000 billion VND solar power project in Binh Dinh by mid-2021
- The bank's cheap capital source will improve in 2020
- Venezuelan Oil Minister: The crude oil market shows clear signs of recovery
- South Korea had three more deaths after vaccination
- Iran inaugurated three billion-dollar oil and petrochemical projects amid embargo

	Close	1D	5D	Buying vol.	Selling vol.	Content
VCB	96,400	-0.92%	-1.83%	2,698,200	2,325,700	- The promotion of the retail segment through the payment technology platform to attract demand deposits (CASA) has helped a number of banks record their profits. Typically, Techcombank (TCB) has surpassed BIDV (BID) to take the third place leading the banking industry's profit in 2020 with pre-tax profit of up to VND 15,800 billion, up 23% compared to 2019.
BID	42,400	-0.82%	-2.75%	3,291,300	3,062,400	
CTG	38,000	-0.78%	2.01%	18,920,700	18,940,900	
TCB	39,200	0.38%	-0.13%	22,978,400	21,865,800	
VPB	41,800	0.72%	4.50%	8,316,700	6,259,000	
MBB	27,350	0.74%	-1.08%	41,218,200	28,986,400	
HDB	25,850	-1.34%	2.78%	8,898,500	9,203,800	
TPB	28,500	-0.52%	3.45%	11,239,200	11,893,500	
STB	18,700	1.91%	1.91%	60,820,700	44,734,700	
NVL	79,900	-0.87%	0.38%	3,636,400	3,997,100	
TCH	21,950	0.69%	0.69%	9,933,900	8,932,400	
KDH	31,450	-1.56%	-1.41%	3,047,000	3,404,900	- POW: On March 5, 2021, POW shares reached a record volume of 44.4 million shares (1.89% of charter capital). Notably, all are matching orders. - VRE: Sado received the transfer of VRE worth nearly 6,600 billion VND. Sado Company was established by Vingroup, Vingroup holds 98% of the charter capital. - VNM: From 2/2 to 3/3, F&N Dairy Investments Pte. Ltd did not buy any of the 20.9 million shares registered due to inappropriate market conditions. - HPG: Hoa Phat was approved to expand Pho Noi A IP by 92.5 hectares, researched to buy mine in Australia - SSI: Nguyen Duy Hung registered to transfer nearly 6.92 million SSI shares and more than 4 million PAN shares to NDH Investment Company Limited - a company owned by Mr. Nguyen Duy Hung and also the President of the Company.
PDR	62,600	-0.32%	-0.63%	4,111,600	4,033,200	
GAS	92,500	1.76%	3.58%	2,590,600	2,520,000	
POW	13,450	6.75%	6.75%	78,652,200	53,320,700	
PLX	58,000	0.35%	-0.34%	6,388,700	7,179,600	
VIC	106,300	-0.56%	-2.48%	1,698,000	2,248,400	
VHM	98,400	-1.60%	-3.15%	4,475,100	4,396,800	
VRE	34,550	0.00%	4.07%	10,218,500	9,026,300	
VNM	103,000	-0.39%	-1.72%	7,227,900	6,100,300	
MSN	89,200	0.90%	-1.22%	2,204,900	1,873,100	
SBT	22,450	-0.22%	3.46%	5,728,300	6,362,600	
BVH	136,800	0.00%	1.26%	690,600	752,100	- HPG: Hoa Phat was approved to expand Pho Noi A IP by 92.5 hectares, researched to buy mine in Australia
VJC	136,800	0.00%	1.26%	690,600	752,100	
FPT	75,900	0.00%	-0.39%	4,891,900	3,900,500	- SSI: Nguyen Duy Hung registered to transfer nearly 6.92 million SSI shares and more than 4 million PAN shares to NDH Investment Company Limited - a company owned by Mr. Nguyen Duy Hung and also the President of the Company.
MWG	132,200	-0.45%	-2.07%	1,938,300	1,473,100	
PNJ	83,800	0.00%	-1.30%	583,800	601,100	
REE	55,400	-0.18%	-2.29%	1,302,700	1,240,300	
SSI	33,450	0.00%	0.75%	27,233,200	27,895,200	
HPG	46,000	0.22%	0.88%	42,976,500	37,899,900	

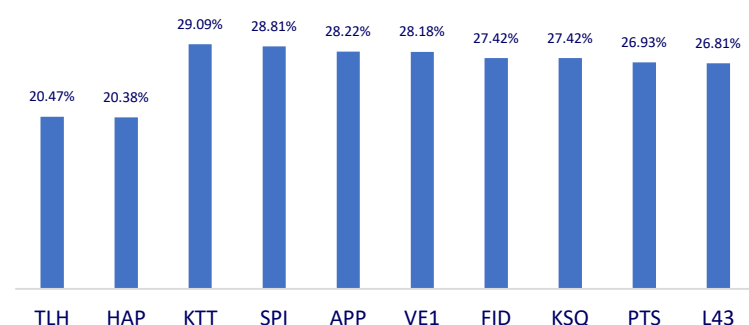
Top most traded tickers (Volume - in million)



Foreign net flow 10 nearest sessions (Billion VND)



Top increases in 3 consecutive sessions



Top decreases in 3 consecutive sessions

