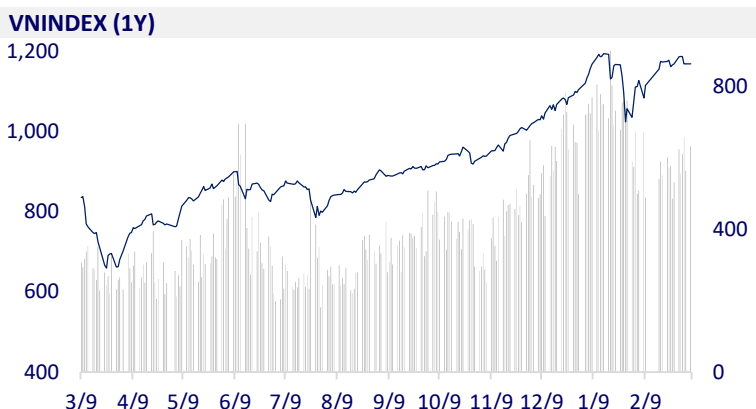
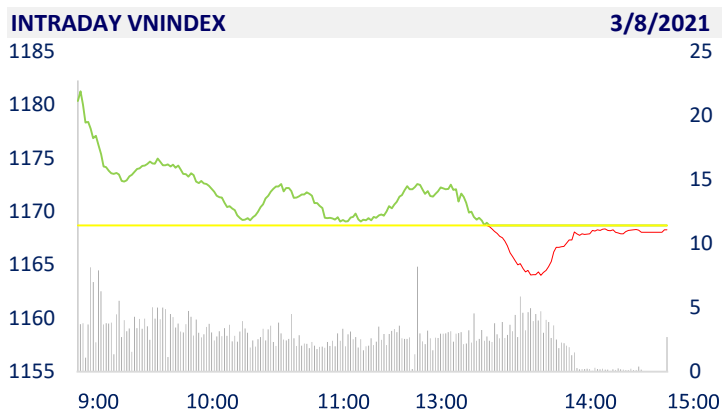
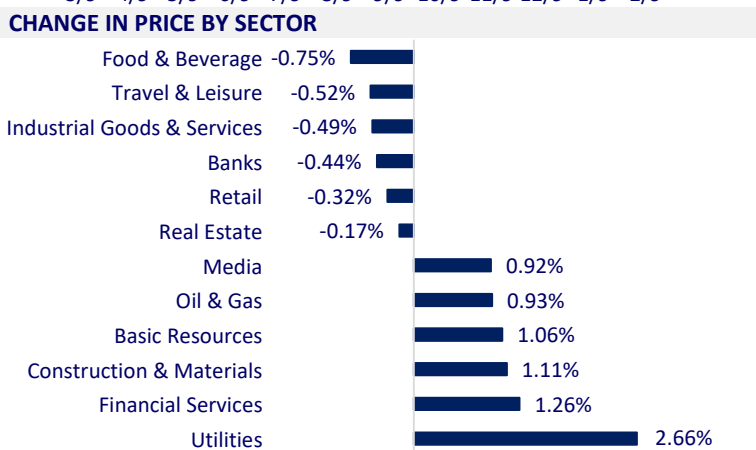


VIETNAM STOCK MARKET		1D	YTD
VN-INDEX	1,168.27	-0.04%	6.26%
VN30	1,170.00	-0.35%	10.55%
HNX	263.42	1.39%	33.65%
UPCOM	79.42	1.09%	7.57%
Net Foreign buy (B)	-1,258.72		
Total trading value (B)	18,762.03	0.46%	9.38%

- Foreign investors' trade was quite negative when they net sold on all 3 exchanges with a total value of nearly 1,259 billion dong, the selling focused on stocks like POW (-212.8 billion dong), VNM (-203.9 billion dong), VND), HPG (-171.5 billion VND), VIC (-100 billion VND)...



ETF & DERIVATIVES		1D	YTD
E1VFN30	19,660	-0.41%	4.57%
FUEMAV30	13,740	-0.29%	9.66%
FUESSV30	14,640	0.69%	9.83%
FUESSV50	17,200	-0.58%	8.86%
FUESSVFL	15,500	0.52%	13.55%
FUEVFN30	19,500	-0.51%	13.37%
FUEVN100	15,160	0.33%	8.67%



VN30F2109	1,168.00	-0.92%	
VN30F2106	1,168.00	-0.47%	
VN30F2104	1,168.50	-0.48%	
VN30F2103	1,165.00	-0.34%	

GLOBAL MARKET		1D	YTD
Nikkei	28,743.25	-1.24%	4.73%
Shanghai	3,421.41	-2.30%	0.20%
Kospi	2,996.11	-1.00%	4.27%
Hang Seng	28,540.83	-2.64%	5.13%
STI (Singapore)	3,071.16	1.90%	7.04%
SET (Thái Lan)	1,543.76	-0.02%	6.51%
Crude oil (\$/barrel)	66.16	-1.81%	36.98%
Gold (\$/ounce)	1,689.40	-0.98%	-11.25%

- Asian stock markets all declined after a mixed session at the end of last week. The Nikkei 225 decreased by 1.24% to 28,743.25 points. Meanwhile, the Hang Seng Index decreased 2.64%, to 28,540.83 points and the Shanghai Composite Index decreased 2.3%, to 3,538.37 points.

VIETNAM ECONOMY		1D (bps)	YTD (bps)
Vnibor	0.28%	-1	15
Deposit interest 12M	5.80%	0	0
5 year-Gov. Bond	1.36%	15	14
10 year-Gov. Bond	2.16%	-17	13
USD/VND	23,150	0	-0.12%
EUR/VND	28,073	0	-3.54%
CNY/VND	3,600	0	0.76%

- With 61.7 points, Vietnam entered the group of economies with "Average Free Index" for the first time, becoming the 90th out of 178 economies in the 2021 ranking. Vietnam ranks 17th out of 40 economies in the Asia-Pacific region and its overall score is higher than the regional and world averages.

EVENT CALENDER

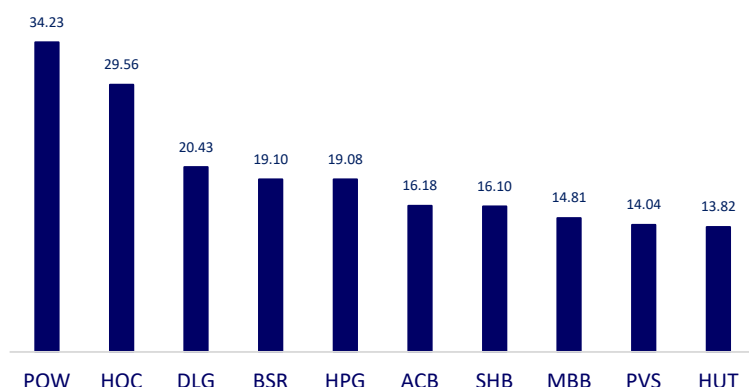
Ticker	Ex-right Date	Last register Date	Exercise Date	Type	Rate	Value
TMP	3/9/2021	3/10/2021	3/18/2021	Cash		1,500
DT4	3/11/2021	3/12/2021	6/30/2021	Cash		875
WSB	3/12/2021	3/15/2021	3/31/2021	Cash		1,000
DBD	3/15/2021	3/16/2021	4/8/2021	Cash		1,500
PPP	3/16/2021	3/17/2021	4/19/2021	Cash		1,000
PDN	3/17/2021	3/18/2021	3/30/2021	Cash		1,500
ABI	3/19/2021	3/22/2021	4/8/2021	Cash		400
SFI	3/24/2021	3/25/2021	4/7/2021	Cash		1,000

SELECTED NEWS

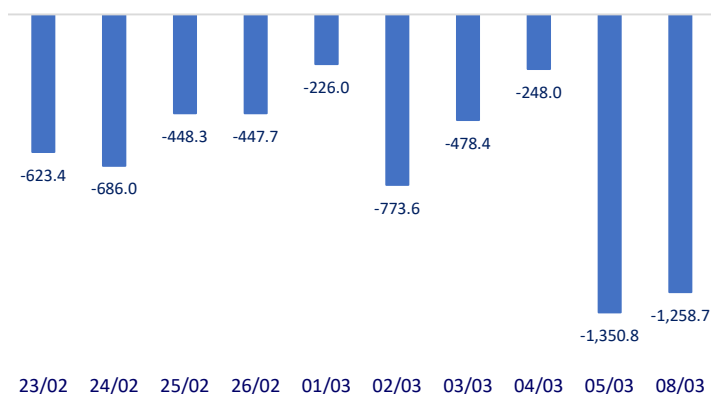
- Accessing to credit is still a barrier for many businesses
- Investing more than 4,500 billion VND in building Trieu Phu multidisciplinary industrial park
- Vietnam entered the group of economies with 'Average economic freedom index' for the first time.
- The major oil port of Saudi Arabia was attacked, oil prices soared to more than 70 USD/barrel
- Bloomberg: EU could lose 100 billion euros due to delay in vaccination with COVID-19
- The risk of asset "bubble" explosion globally

	Close	1D	5D	Buying vol.	Selling vol.	Content	
VCB	95,200	-1.24%	-4.03%	2,495,800	2,520,400	- MBB: Accumulated from the beginning of the year, MB successfully issued nearly 9,200 billion dong of registered deposit certificates to institutional customers. Deposit rates through this channel are much lower than savings deposits of the same period. Certificates have par value from 5 billion to 10 billion with term of 1 - 36 months. The issuing interest rate ranges from 2.4% to 4.35%/year, much lower than the same term deposit rate schedule that MB is applying (from 3.3% to 6, 4 years)	
BID	42,450	0.12%	-3.74%	2,717,300	3,069,600		
CTG	37,900	-0.26%	-0.52%	13,542,100	15,816,700		
TCB	38,850	-0.89%	-3.36%	17,162,600	21,914,800		
VPB	41,350	-1.08%	1.35%	5,377,700	6,884,800		
MBB	27,600	0.91%	-2.65%	23,121,600	26,367,800		
HDB	25,950	0.39%	0.58%	6,816,700	5,974,800		
TPB	28,500	0.00%	1.79%	7,424,800	8,816,500		
STB	18,600	-0.53%	-2.62%	30,711,900	37,835,400		
NVL	81,400	1.88%	2.13%	4,837,600	5,696,300		- NVL: Chairman Bui Thanh Nhon's son has successfully bought more than 3.3 million shares, bringing the total number of shares owned to more than 45.7 million shares, equivalent to 4.3%.
TCH	22,050	0.46%	-2.43%	6,642,800	7,454,600	- Gas price today (March 8) increased by 0.25% to \$2.7/mmBTU for natural gas contract delivered in March 2021 at 11:00 (GMT).	
KDH	31,100	-1.11%	-4.31%	3,528,600	3,470,900		
PDR	62,300	-0.48%	-3.11%	3,938,800	4,305,500		
GAS	95,000	2.70%	3.37%	2,717,400	2,608,700	- By the end of 2020, VHM recorded 5,549 billion dong of treasury shares, equivalent to 60 million units, VRE had 1,954 billion dong of treasury shares (56.5 million units).	
POW	14,150	5.20%	8.43%	53,328,400	59,150,300		
PLX	58,400	0.69%	-1.02%	5,706,700	5,451,100		
VIC	106,000	-0.28%	-2.30%	2,184,900	2,227,600		
VHM	97,200	-1.22%	-5.63%	3,988,100	5,082,000		
VRE	34,450	-0.29%	0.58%	6,668,000	9,721,200		
VNM	102,200	-0.78%	-3.22%	5,018,300	5,443,300		- VNM: Among the top stocks that were net sold by foreign investors today with a value of VND 204 billion.
MSN	87,400	-2.02%	-4.27%	2,482,500	2,640,200		
SBT	22,300	-0.67%	-2.62%	4,954,500	7,621,300		
BVH	136,000	-0.58%	-0.15%	625,000	716,600		- VJC: The Board of Directors of VJC has just approved the plan to sell all 17,772,740 treasury shares, equivalent to 3.28% of its charter capital, to increase its working capital. The current price of VJC shares is about 136,000 dong/share, up 9% compared to the beginning of 2021. According to market price, Vietjet will earn over 2,400 billion dong from the sale of treasury shares.
VJC	136,000	-0.58%	-0.15%	625,000	716,600		
FPT	75,800	-0.13%	-2.70%	2,539,100	2,688,600		
MWG	130,800	-1.06%	-2.97%	1,195,400	1,357,600		
PNJ	83,600	-0.24%	-1.30%	545,500	782,200		
REE	56,000	1.08%	-1.58%	979,300	1,181,200		
SSI	33,550	0.30%	-4.14%	17,270,600	20,681,200		
HPG	46,300	0.65%	0.22%	34,196,400	35,281,900		

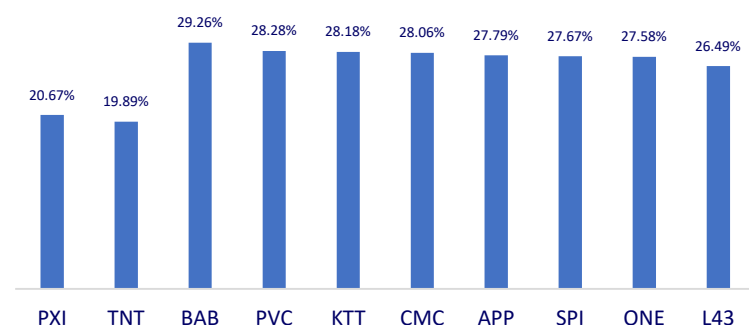
Top most traded tickers (Volume - in million)



Foreign net flow 10 nearest sessions (Billion VND)



Top increases in 3 consecutive sessions



Top decreases in 3 consecutive sessions

