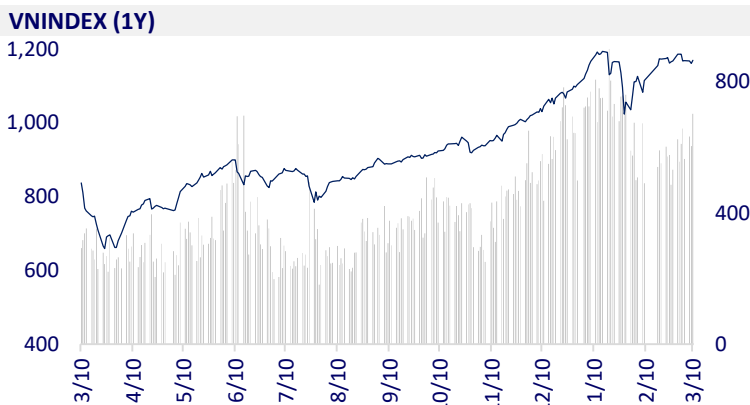
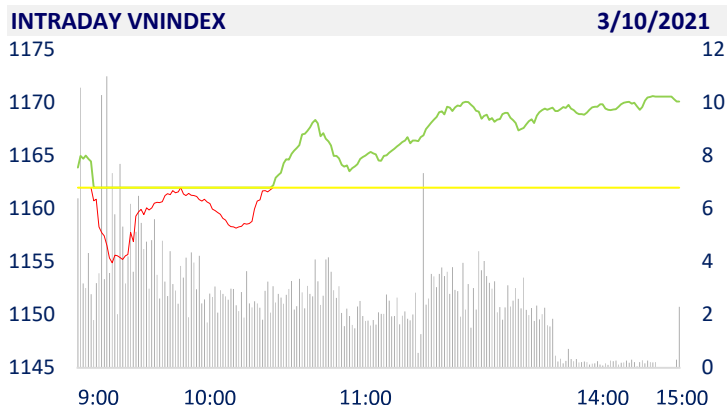
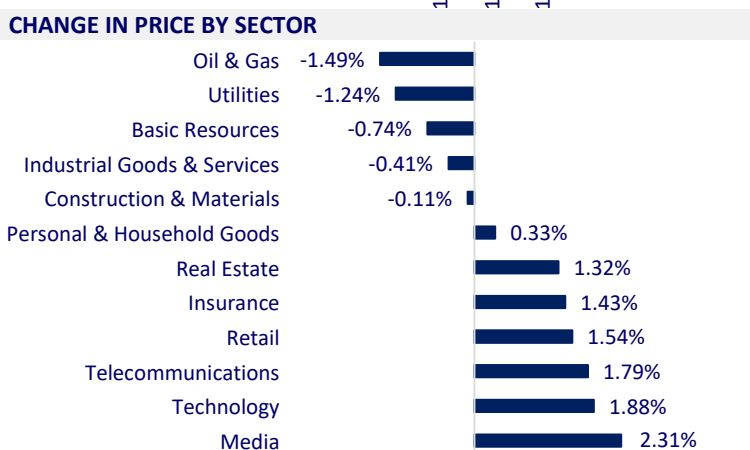


VIETNAM STOCK MARKET		1D	YTD
VN-INDEX	1,170.08	0.70%	6.42%
VN30	1,172.26	0.80%	10.76%
HNX	267.10	0.86%	35.51%
UPCOM	80.24	0.88%	8.68%
Net Foreign buy (B)	-480.27		
Total trading value (B)	21,195.60	14.29%	23.57%

- On HOSE, foreign investors had the 14th net selling session, with the value dropping 58% compared to the previous session and at 474 billion dong, equivalent to the net selling volume of 12.4 million shares. In total in the past 14 sessions, foreign capital flows on this exchange were net sellers of up to 8,700 billion dong



ETF & DERIVATIVES		1D	YTD
E1VFN30	19,720	0.36%	4.89%
FUEMAV30	14,000	2.64%	11.73%
FUESSV30	14,650	0.76%	9.90%
FUESSV50	16,900	0.60%	6.96%
FUESSVFL	15,520	0.52%	13.70%
FUEVFN30	19,490	0.15%	13.31%
FUEVN100	15,080	0.60%	8.10%
VN30F2109	1,184.60	1.67%	
VN30F2106	1,183.00	1.62%	
VN30F2104	1,182.80	1.61%	
VN30F2103	1,178.90	1.76%	



GLOBAL MARKET		1D	YTD
Nikkei	29,036.56	-0.02%	5.80%
Shanghai	3,357.74	-0.05%	-1.66%
Kospi	2,958.12	-0.60%	2.95%
Hang Seng	28,907.52	0.47%	6.48%
STI (Singapore)	3,079.72	-0.93%	7.34%
SET (Thái Lan)	1,573.05	1.45%	8.53%
Crude oil (\$/barrel)	64.21	-0.12%	32.94%
Gold (\$/ounce)	1,708.35	-0.30%	-10.26%

- Investors return with risky assets, mixed Asian stocks. The MSCI Asia-Pacific Index excluding Japan increased by 0.39%. In Japan, Nikkei 225 decreased by 0.02%. China was mixed with Shanghai Composite down 0.05%. Hong Kong's Hang Seng increased by 0.47%. South Korea's Kospi and Kosdaq reversed at the close, losing 0.6% and 0.7%, respectively.

VIETNAM ECONOMY		1D (bps)	YTD (bps)
Vnibor	0.29%	0	16
Deposit interest 12M	5.80%	0	0
5 year-Gov. Bond	1.20%	-15	-2
10 year-Gov. Bond	2.28%	9	25
USD/VND	23,153	0	-0.11%
EUR/VND	28,145	0	-3.29%
CNY/VND	3,612	0	1.09%

- In the 2021 - 2025 period, Hanoi will spend about 200,000 billion VND on public investment projects, double in the 2016-2020 period, of which transport infrastructure accounts for 60-70%.

EVENT CALENDER

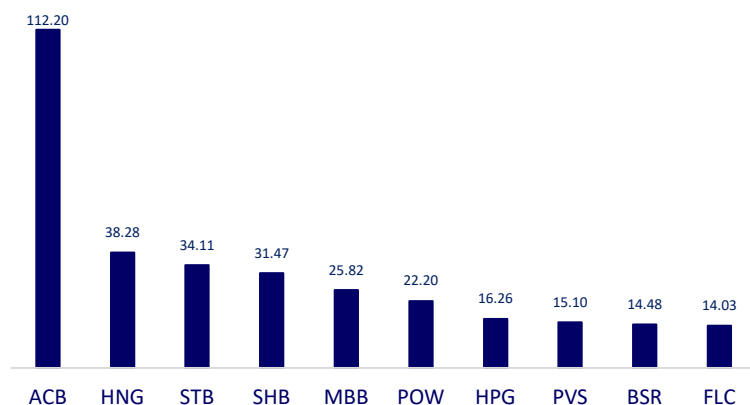
Ticker	Ex-right Date	Last register Date	Exercise Date	Type	Rate	Value
DT4	3/11/2021	3/12/2021	6/30/2021	Cash		875
WSB	3/12/2021	3/15/2021	3/31/2021	Cash		1,000
DBD	3/15/2021	3/16/2021	4/8/2021	Cash		1,500
PPP	3/16/2021	3/17/2021	4/19/2021	Cash		1,000
PDN	3/17/2021	3/18/2021	3/30/2021	Cash		1,500
ABI	3/19/2021	3/22/2021	4/8/2021	Cash		400
SFI	3/24/2021	3/25/2021	4/7/2021	Cash		1,000
RDP	4/2/2021	4/5/2021		Stock	0.16	

SELECTED NEWS

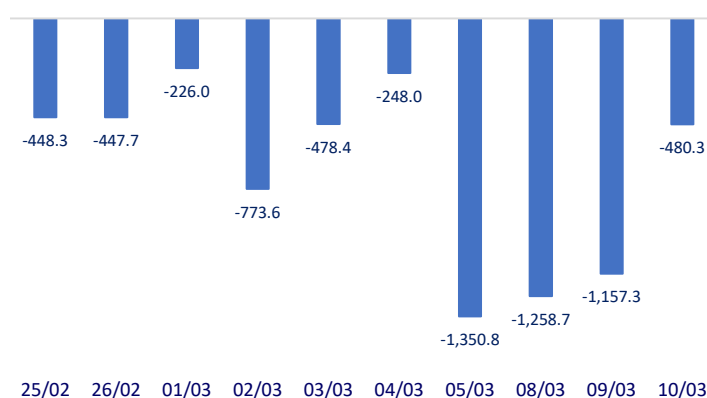
- Hanoi spends 200,000 billion in public investment, doing a series of key transport projects in the next 5 years
- Investment of 260 billion VND to develop organic agriculture
- Expand the industrial park as the past time shows that many provinces and cities have being "hold" and then abandoned
- Financial Times: Considered "gambling-minded" but amateur retail investors are really reshaping the stock market.
- The power of Covid-19 vaccine manufacturers when countries scramble to place orders and raise prices.
- President Joe Biden will attend an online meeting on March 12 with the leaders of Japan, India and Australia from the Quad group.

	Close	1D	5D	Buying vol.	Selling vol.	Content
VCB	95,500	0.53%	-2.95%	2,599,400	1,690,600	- MBB was net bought by foreign investors for 58 billion dong in today's session. On the other side, CTG and BID were net sold at 85 billion and 47 billion dong, respectively.
BID	42,000	0.36%	-4.11%	3,743,400	3,176,200	
CTG	37,550	0.94%	-2.72%	13,474,800	14,356,900	- TCB: Decision of the Board of Directors to change the name of Phan Dinh Phung Transaction Office to Central Park Transaction Office
TCB	39,300	0.90%	-2.60%	17,501,000	18,570,000	
VPB	42,000	0.48%	0.96%	6,030,900	7,648,100	
MBB	27,950	2.38%	-0.18%	36,901,800	37,532,600	
HDB	26,100	0.58%	-3.15%	6,201,500	6,350,200	
TPB	28,450	0.18%	-4.37%	5,743,100	6,228,000	
STB	18,700	0.81%	-1.58%	46,139,600	42,660,200	
NVL	82,500	0.61%	1.35%	4,920,900	4,048,300	- NVL: NVL's profit after tax in 2020 will increase by 15.3% compared to the same period in 2019. Mainly due to capital transfer interest from subsidiaries and investment revaluation
TCH	22,700	1.57%	-0.22%	7,627,100	10,230,800	
KDH	31,700	2.92%	-3.35%	3,634,900	2,907,900	
PDR	64,300	0.94%	0.00%	5,018,900	4,701,000	
GAS	92,000	-1.81%	1.10%	1,571,900	1,508,200	- Gas price today (March 10) decreased by 0.22% to \$2.64/mmBTU for natural gas contract delivered in April 2021 at 9:30 (GMT).
POW	13,650	0.37%	6.23%	42,143,900	44,361,000	
PLX	55,800	-1.41%	-4.62%	6,008,900	6,340,900	
VIC	106,000	1.63%	-0.84%	1,721,400	875,200	
VHM	99,900	1.73%	-1.58%	3,764,800	4,720,100	
VRE	34,150	0.15%	-3.80%	5,818,200	6,947,800	
VNM	101,100	0.60%	-3.25%	7,453,200	5,245,000	- MSN: Masan JSC has not sold 1,000,000 registered shares due to not meeting price expectation. Time for transaction registration is from February 4, 2021 to March 5, 2021
MSN	87,000	0.35%	-3.87%	2,327,300	1,274,200	
SBT	22,600	0.00%	-1.31%	5,271,200	7,893,100	
BVH	135,500	0.44%	-1.24%	960,600	941,200	- REE: sets revenue target at VND6,933.7b and NI is VND1,769b, up by 24.5% and 8.7% respectively compared to 2020. The BOD proposed not to pay dividend in 2020 and sell 1m treasury shares for employees at the price of VND10,000/share.
VJC	135,500	0.44%	-1.24%	960,600	941,200	
FPT	76,300	1.73%	-1.80%	4,327,700	4,521,500	- VJC: Please extend the time to hold the annual shareholder meeting in 2021.
MWG	130,500	1.87%	-4.19%	1,330,000	1,198,700	
PNJ	83,600	0.12%	-1.18%	474,600	672,800	
REE	54,900	-0.18%	-3.85%	1,538,400	1,510,400	
SSI	33,100	0.15%	-5.02%	20,211,300	22,576,800	
HPG	45,600	-0.55%	-2.56%	28,444,900	31,592,000	

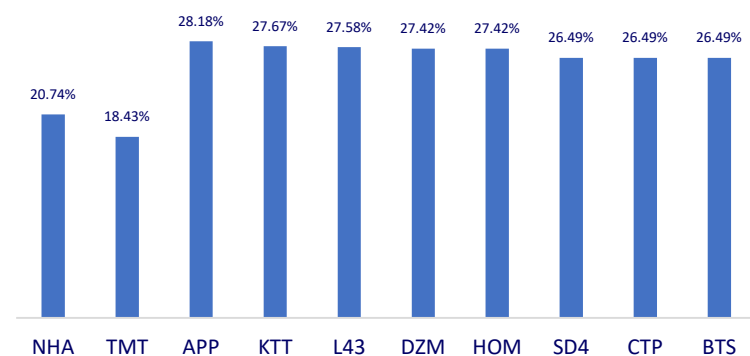
Top most traded tickers (Volume - in million)



Foreign net flow 10 nearest sessions (Billion VND)



Top increases in 3 consecutive sessions



Top decreases in 3 consecutive sessions

