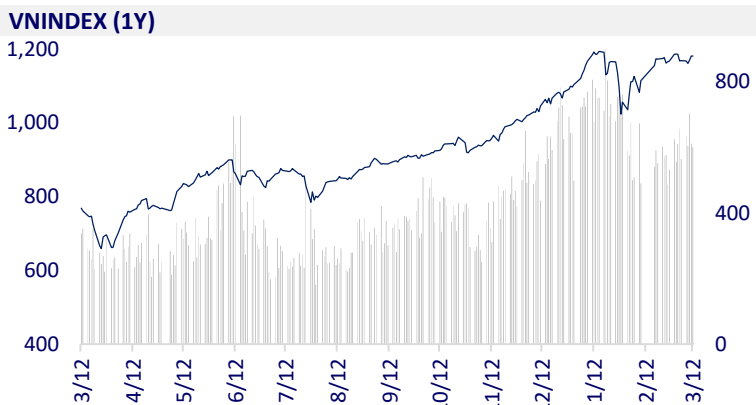
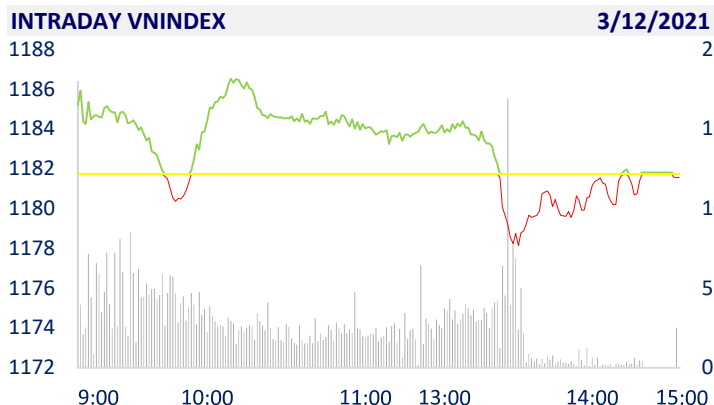
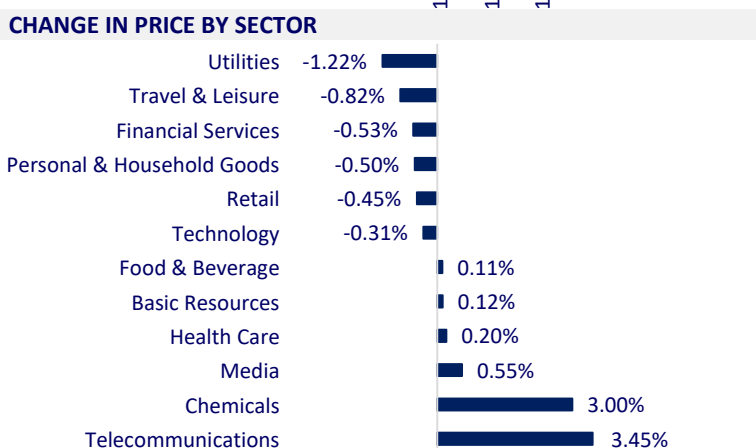


VIETNAM STOCK MARKET		1D	YTD
VN-INDEX	1,181.56	-0.01%	7.46%
VN30	1,187.81	-0.08%	12.23%
HNX	273.91	0.14%	38.97%
UPCOM	80.33	-0.01%	8.80%
Net Foreign buy (B)	-244.60		
Total trading value (B)	17,823.64	-4.17%	3.91%

- Foreign investors' net selling pressure still exists but has decreased significantly to only 244 billion dong. Selling force focused mainly on stocks such as VNM, VCB, DGW ...



ETF & DERIVATIVES		1D	YTD
E1VFN30	19,920	-0.40%	5.96%
FUEMAV30	14,000	1.01%	11.73%
FUESSV30	14,840	0.41%	11.33%
FUESSV50	17,400	0.58%	10.13%
FUESSVFL	15,930	0.19%	16.70%
FUEVFN30	19,850	-0.10%	15.41%
FUEVN100	15,390	0.07%	10.32%
VN30F2109	1,193.20	0.18%	
VN30F2106	1,191.00	-0.39%	
VN30F2104	1,191.00	-0.18%	
VN30F2103	1,190.00	-0.11%	



GLOBAL MARKET		1D	YTD
Nikkei	29,717.83	1.18%	8.28%
Shanghai	3,453.08	0.47%	1.13%
Kospi	3,054.39	1.35%	6.30%
Hang Seng	28,739.72	-2.20%	5.87%
STI (Singapore)	3,095.22	-0.35%	7.88%
SET (Thái Lan)	1,568.19	-0.44%	8.20%
Crude oil (\$/barrel)	66.05	0.41%	36.75%
Gold (\$/ounce)	1,700.85	-1.29%	-10.65%

- Asian stocks rose after the Wall Street session peaked. In Japan, the Nikkei 225 increased by 1.18%. Chinese markets reversed, closing up with Shanghai Composite up 0.47% and Shenzhen Component up 0.22%. Hong Kong's Hang Seng decreased by 2.2%. South Korea's Kospi increased by 1.35%, and Kosdaq increased by 1.93%. Technology stocks went up like Samsung rose 0.98%, SK Hynix rose 2.19%, LG Electronics rose 3.39%.

VIETNAM ECONOMY		1D (bps)	YTD (bps)
Vnibor	0.28%	-1	15
Deposit interest 12M	5.80%	0	0
5 year-Gov. Bond	1.24%	2	2
10 year-Gov. Bond	2.29%	-2	26
USD/VND	23,168	0	-0.04%
EUR/VND	28,193	0	-3.13%
CNY/VND	3,615	0	1.18%

- The General Department of Taxation has just asked tax departments across the country to focus on inspecting and inspecting businesses that have risks of illegal invoice printing, issuance, use and sale to detect and handle violations Law on invoices to raise awareness, create consensus and support from the business community and society

**EVENT CALENDER**

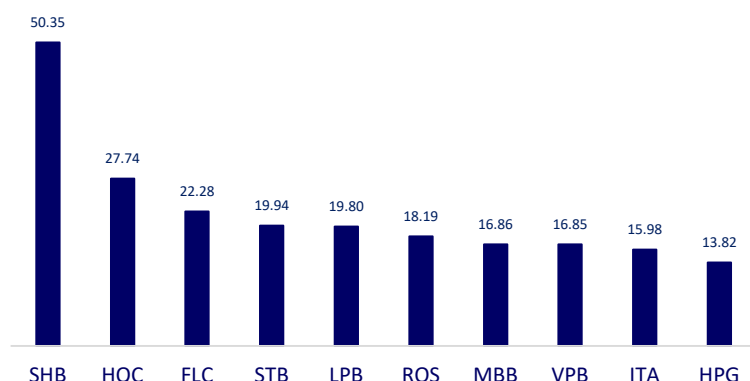
Ticker	Ex-right Date	Last register Date	Exercise Date	Type	Rate	Value
DBD	3/15/2021	3/16/2021	4/8/2021	Cash		1,500
PPP	3/16/2021	3/17/2021	4/19/2021	Cash		1,000
PDN	3/17/2021	3/18/2021	3/30/2021	Cash		1,500
ABI	3/19/2021	3/22/2021	4/8/2021	Cash		400
EPH	3/24/2021	3/25/2021	4/12/2021	Cash		1,000
SFI	3/24/2021	3/25/2021	4/7/2021	Cash		1,000
KCE	3/29/2021	3/30/2021	4/20/2021	Cash		500
RDP	4/2/2021	4/5/2021		Stock	0.16	

## SELECTED NEWS

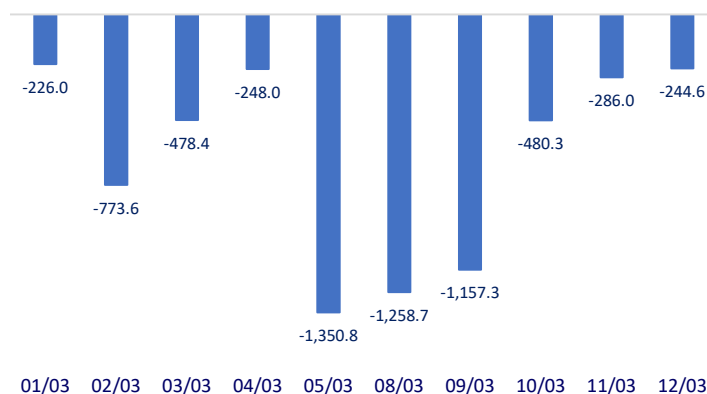
- Research the route to welcome international passengers back
- Thua Thien Hue has an industrial zone project of more than 2,600 billion VND
- Tax industry 'roll call' a series of companies use, buy and sell invoices illegally
- President Biden launched a new blow on Huawei
- China is worried when the US launches a trillion dollar bailout package
- China's stock market was chaotic, although it was stable again: Investors suddenly criticize on 'heroes' that helped them get rich.

	Close	1D	5D	Buying vol.	Selling vol.	Content
VCB	95,800	-0.52%	-0.62%	2,119,400	2,190,500	- BID: BID recorded a difference in revenue and expenditure of nearly VND 8,000 billion after the first 2 months of 2021, an increase of 54% over the same period. BIDV's 2020 profit may increase 44% if it does not implement supportive policies in the context of Covid-19 translation. - TPB: TPB's 2020 Annual General Meeting of Shareholders is scheduled to take place on April 23, 2021.
BID	43,350	0.12%	2.24%	3,493,400	4,876,900	
CTG	37,950	-0.65%	-0.13%	10,312,200	17,284,500	
TCB	40,050	-0.25%	2.17%	11,729,200	19,082,100	
VPB	44,500	1.71%	6.46%	12,306,900	15,943,800	
MBB	28,250	0.00%	3.29%	22,734,300	33,680,600	
HDB	26,650	0.95%	3.09%	7,176,200	15,741,000	
TPB	28,600	0.00%	0.35%	8,647,300	9,636,400	
STB	19,200	-0.52%	2.67%	31,701,600	56,079,500	
NVL	82,200	-0.84%	2.88%	2,216,300	2,445,600	
TCH	22,650	-0.66%	3.19%	6,241,200	9,242,100	
KDH	31,150	-1.27%	-0.95%	2,776,800	3,054,100	- Gas price today (March 12) decreased 0.15% to 2.7 USD/mmBTU for natural gas contract delivered in April 2021 at 10:40 am (GMT).
PDR	67,200	0.60%	7.35%	5,335,200	5,202,600	
GAS	91,100	-1.73%	-1.51%	578,000	832,200	
POW	13,750	-0.36%	2.23%	24,459,600	32,645,700	- VHM: Hanoi widens a route near the Vinhomes Dan Phuong project.
PLX	55,600	0.00%	-4.14%	4,565,900	3,940,900	
VIC	105,900	0.00%	-0.38%	1,592,800	1,790,000	- MSN: MSN shares on the two-year peak, Masan Group plans to hold its 2021 Annual General Meeting on April 1, 2021 in Sapa town, Lao Cai province.
VHM	99,900	-0.10%	1.52%	2,361,700	4,254,800	
VRE	34,650	0.87%	0.29%	5,881,700	8,535,800	
VNM	102,200	-0.58%	-0.78%	4,125,300	5,650,600	- REE: REE has just registered to sell 5 million QTP shares of Quang Ninh Thermal Power Joint Stock Company (UPCoM: QTP).
MSN	87,300	0.00%	-2.13%	1,805,000	1,686,900	
SBT	23,800	4.85%	6.01%	21,197,900	20,385,500	- MWG: Dragon Capital has bought 250,000 shares, increasing its holding to 46.7 million shares, equivalent to 10% of capital. The transaction date to change the ownership rate is March 9
BVH	135,000	-0.81%	-1.32%	640,600	697,000	
VJC	135,000	-0.81%	-1.32%	640,600	697,000	- MWG: Dragon Capital has bought 250,000 shares, increasing its holding to 46.7 million shares, equivalent to 10% of capital. The transaction date to change the ownership rate is March 9
FPT	76,500	-0.26%	0.79%	3,015,900	3,773,100	
MWG	131,100	-1.06%	-0.83%	789,500	1,019,800	
PNJ	83,600	-0.48%	-0.24%	312,900	636,000	
REE	55,500	0.00%	0.18%	873,000	1,013,700	
SSI	33,500	-1.33%	0.15%	9,968,400	17,655,600	
HPG	46,450	0.11%	0.98%	22,726,200	26,654,000	

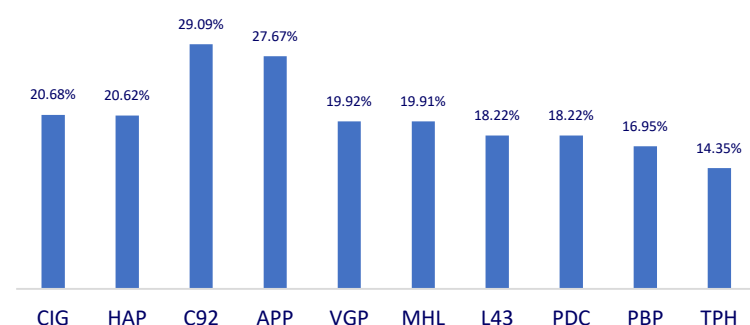
Top most traded tickers (Volume - in million)



Foreign net flow 10 nearest sessions (Billion VND)



Top increases in 3 consecutive sessions



Top decreases in 3 consecutive sessions

