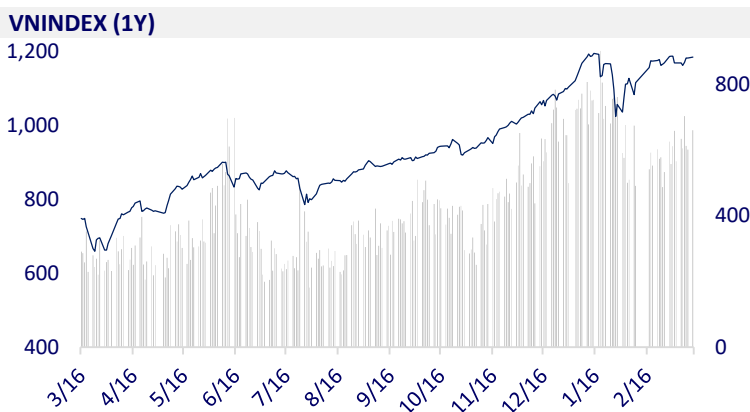
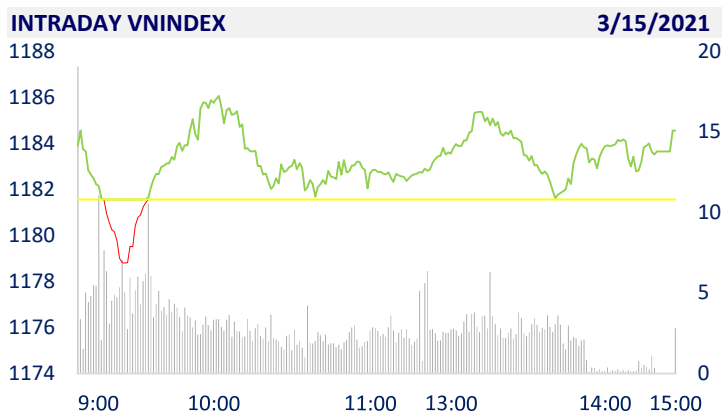
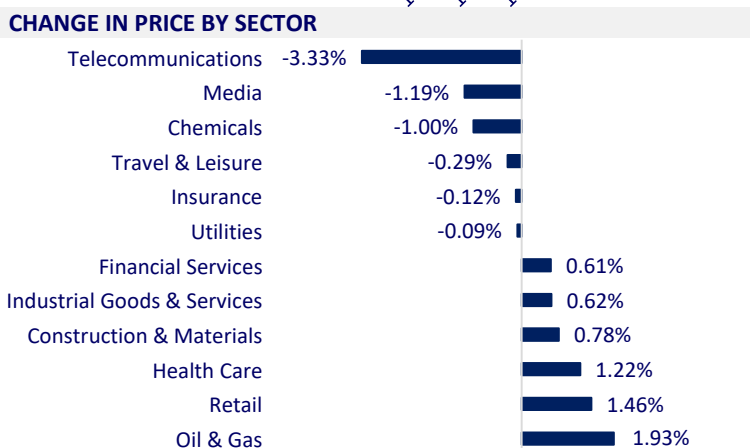


VIETNAM STOCK MARKET		1D	YTD
VN-INDEX	1,184.56	0.25%	7.74%
VN30	1,190.86	0.26%	12.52%
HNX	275.19	0.47%	39.62%
UPCOM	80.82	0.61%	9.47%
Net Foreign buy (B)	-411.14		
Total trading value (B)	18,112.42	1.62%	5.59%

- Foreign investors traded more negatively today, when they bought only 27 million shares, worth 948 billion VND, while selling 34.7 million shares, worth 1,426 billion VND. The total net selling volume was at 7.6 million shares, equivalent to a net selling value of 411 billion dong.



ETF & DERIVATIVES		1D	YTD
E1VFN30	20,000	0.40%	6.38%
FUEMAV30	14,000	0.00%	11.73%
FUESSV30	14,810	-0.20%	11.10%
FUESSV50	17,500	0.57%	10.76%
FUESSVFL	15,860	-0.44%	16.19%
FUEVFN30	19,970	0.60%	16.10%
FUEVN100	15,400	0.06%	10.39%



VN30F2109	0.00	-100.00%
VN30F2106	1,191.00	0.00%
VN30F2104	1,189.00	-0.17%
VN30F2103	1,188.80	-0.10%

GLOBAL MARKET		1D	YTD
Nikkei	29,766.97	-0.16%	8.46%
Shanghai	3,419.95	-0.96%	0.16%
Kospi	3,045.71	-0.28%	5.99%
Hang Seng	28,833.76	0.09%	6.21%
STI (Singapore)	3,106.00	0.35%	8.25%
SET (Thái Lan)	1,565.73	-0.16%	8.03%
Crude oil (\$/barrel)	65.90	-0.48%	36.44%
Gold (\$/ounce)	1,727.25	-0.24%	-9.27%

- Asian stocks were mixed, the market waited for the Fed's policy meeting. The MSCI Asia-Pacific Index excluding Japan decreased by 0.38%. In Japan, Nikkei 225 decreased by 0.16% China market went down with Shanghai Composite down 0.96% and Shenzhen Component down 2.71%. Hong Kong's Hang Seng increased 0.09%. South Korea's Kospi Index decreased by 0.28%.

VIETNAM ECONOMY		1D (bps)	YTD (bps)
Vnibor	0.28%	0	15
Deposit interest 12M	5.80%	0	0
5 year-Gov. Bond	1.24%	0	2
10 year-Gov. Bond	2.32%	3	29
USD/VND	23,180	0	0.01%
EUR/VND	28,231	0	-3.00%
CNY/VND	3,620	0	1.32%

- The GDC said that the total export turnover in the second half of February reached USD10.23b, up 2.9% compared to the first days of the month, bringing the total export turnover of the first 2 months of the year to more than USD48.7b, up nearly 24% over the same period last year. Some items with a strong increase in export turnover such as phones & accessories increased by USD201m, iron and steel increased by USD179m...

**EVENT CALENDER**

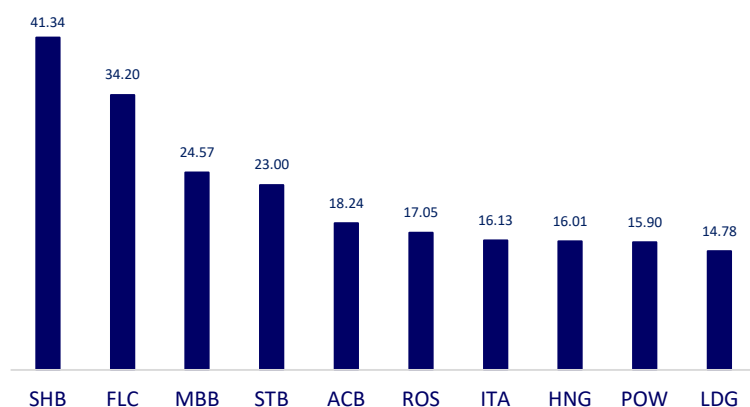
Ticker	Ex-right Date	Last register Date	Exercise Date	Type	Rate	Value
PPP	3/16/2021	3/17/2021	4/19/2021	Cash		1,000
PDN	3/17/2021	3/18/2021	3/30/2021	Cash		1,500
ABI	3/19/2021	3/22/2021	4/8/2021	Cash		400
EPH	3/24/2021	3/25/2021	4/12/2021	Cash		1,000
SFI	3/24/2021	3/25/2021	4/7/2021	Cash		1,000
KCE	3/29/2021	3/30/2021	4/20/2021	Cash		500
DP3	3/26/2021	3/29/2021	6/28/2021	Cash		8,000
RDP	4/2/2021	4/5/2021		Stock	0.16	

## SELECTED NEWS

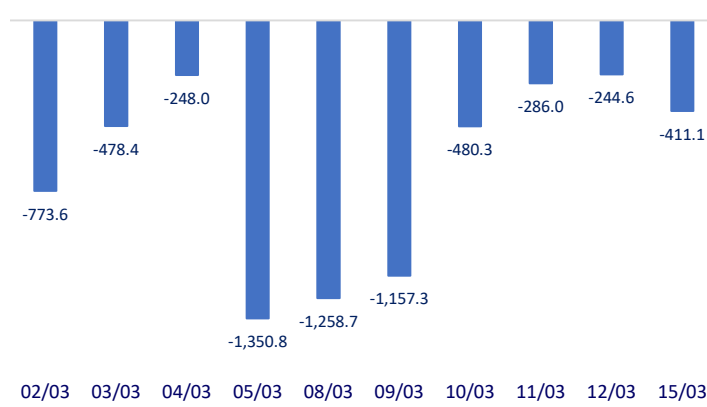
- The tax industry strengthens support for electronic taxpayers
- Accelerating disbursement of public investment capital
- The Japanese newspaper pointed out a more ominous danger than a coal-fired plant to the Vietnamese environment
- Myanmar: A series of Chinese companies in Yangon were fiercely burned and looted, many people were injured
- US Treasury Secretary: Inflation risk is low and controllable
- India imposed import tax on solar modules and batteries from April 2022

	Close	1D	5D	Buying vol.	Selling vol.	Content
VCB	96,300	0.52%	1.16%	2,253,900	2,585,400	- VCB recognized a prepayment premium of VND 9,200 billion over 5 years, TPBank recognized all prepayments from the insurance deal (about VND 1,800 billion) in 2019 and 2020.
BID	43,000	-0.81%	1.30%	3,666,300	5,122,900	- Closing on March 12, the market capitalization of 25 banks listed and traded on UPCoM stopped at approximately VND 1,415 million, an increase of nearly VND 34,000 billion compared to the closing level of the previous week, respectively up 2.46%.
CTG	38,000	0.13%	0.26%	11,820,000	14,699,300	
TCB	40,100	0.12%	3.22%	12,990,000	19,722,800	
VPB	44,800	0.67%	8.34%	7,673,100	9,369,000	
MBB	28,900	2.30%	4.71%	38,804,800	38,629,200	
HDB	26,650	0.00%	2.70%	6,499,500	7,140,400	
TPB	28,700	0.35%	0.70%	6,684,600	8,234,500	
STB	18,900	-1.56%	1.61%	35,155,400	45,217,000	
NVL	81,900	-0.36%	0.61%	3,621,100	5,185,000	- PDR: issue more than 39m shares for the second dividend payment of 2020. Expected after issuing, PDR will have 435.7m outstanding shares, corresponding to the charter capital will increase from 3,961b to 4,357b.
TCH	22,700	0.22%	2.95%	7,322,800	8,635,000	
KDH	31,350	0.64%	0.80%	2,601,300	2,476,800	
PDR	67,000	-0.30%	7.54%	4,296,600	4,503,700	
GAS	91,100	0.00%	-4.11%	658,100	732,900	- Gas price today (March 15) decreased by nearly 2% to 2.5USD/mmBTU for natural gas contract delivered in April 2021 at 9:15 (GMT).
POW	13,700	-0.36%	-3.18%	26,685,200	31,511,400	
PLX	57,100	2.70%	-2.23%	8,602,200	6,759,300	
VIC	106,000	0.09%	0.00%	3,394,200	3,531,500	- VIC: Vinfast procedure to split into 2 businesses. Accordingly, Vinfast transfers a portion of the contributed capital with respective property, rights and obligations
VHM	99,800	-0.10%	2.67%	3,348,500	4,089,300	
VRE	34,450	-0.58%	0.00%	5,131,200	6,696,700	
VNM	102,200	0.00%	0.00%	3,581,300	4,462,200	- VNM: Vinamilk has implemented the plan to use solar energy at 12 dairy farms across the country. By the beginning of 2021, there were 5 farms put to use solar power.
MSN	88,500	1.37%	1.26%	2,189,500	2,121,100	
SBT	23,800	0.00%	6.73%	5,534,800	10,246,200	
BVH	135,000	0.00%	-0.74%	636,200	636,200	- MWG: As of the end of 2020, MWG is borrowing a total of VND 16,752 billion, of which more than VND 15,600 billion will be due in the first 6 months of 2021.
VJC	135,000	0.00%	-0.74%	636,200	636,200	
FPT	76,500	0.00%	0.92%	2,701,500	3,738,800	- FPT: According to the AGM document, FPT management plans to achieve revenue of 34,720 billion VND, an increase of 16.4% compared to the figure in 2020. Profit before tax is expected to be 6,210 billion VND, growing at a rate of 16.4%. 18%.
MWG	132,700	1.22%	1.45%	1,313,500	1,793,300	
PNJ	84,100	1.57%	1.57%	801,300	1,369,600	
REE	54,900	-1.08%	-1.96%	821,600	1,254,800	
SSI	33,200	-0.90%	-1.04%	12,222,200	16,111,400	
HPG	46,500	0.11%	0.43%	21,772,200	30,364,300	

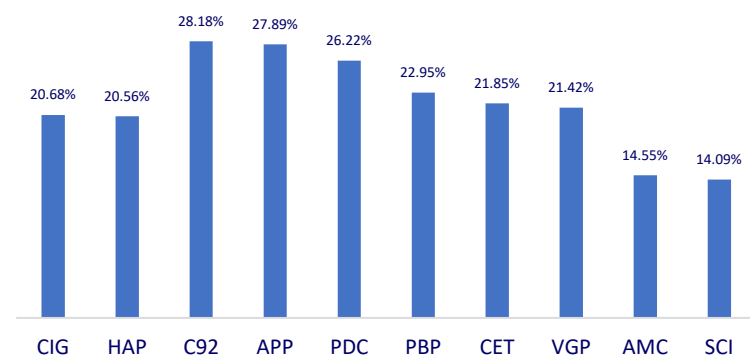
Top most traded tickers (Volume - in million)



Foreign net flow 10 nearest sessions (Billion VND)



Top increases in 3 consecutive sessions



Top decreases in 3 consecutive sessions

