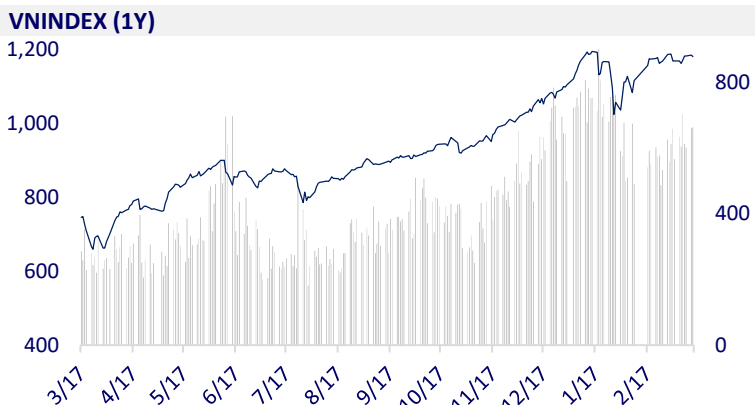
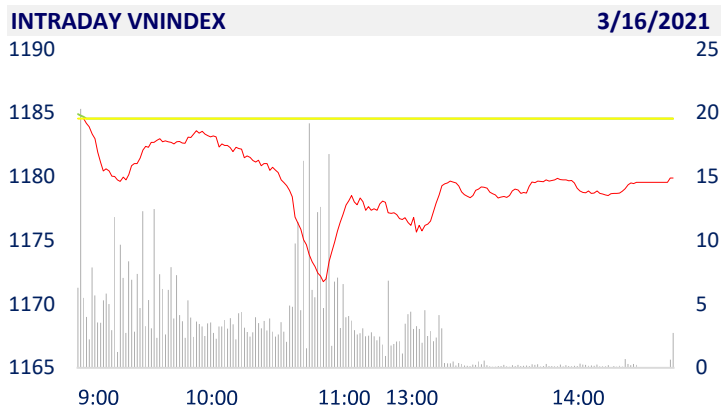
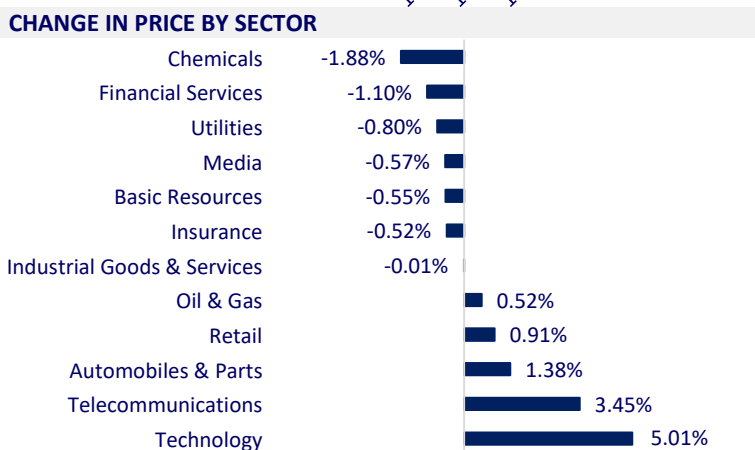


VIETNAM STOCK MARKET		1D	YTD
VN-INDEX	1,179.90	-0.39%	7.31%
VN30	1,187.84	-0.25%	12.23%
HNX	275.88	0.25%	39.97%
UPCOM	80.93	0.14%	9.62%
Net Foreign buy (B)	-224.99		
Total trading value (B)	19,445.64	7.36%	13.36%

- Foreign investors continued to be net sellers but the pressure has decreased significantly to only VND 225 billion. Foreign investors' selling focused mainly on VNM (-223.8 billion), MBB (-60 billion dong), HPG (-40 billion dong) ...



ETF & DERIVATIVES		1D	YTD
E1VFN30	19,990	-0.05%	6.33%
FUEMAV30	13,830	-1.21%	10.38%
FUESSV30	14,730	-0.54%	10.50%
FUESSV50	17,400	-0.57%	10.13%
FUESSVFL	15,820	-0.25%	15.90%
FUEVFN30	20,000	0.15%	16.28%
FUEVN100	15,330	-0.45%	9.89%
VN30F2109	1,188.30	-0.18%	
VN30F2106	1,190.80	-0.02%	
VN30F2104	1,187.00	-0.17%	
VN30F2103	1,186.20	-0.22%	



GLOBAL MARKET		1D	YTD
Nikkei	29,921.09	-0.19%	9.03%
Shanghai	3,446.73	0.78%	0.95%
Kospi	3,067.17	0.70%	6.74%
Hang Seng	29,027.69	0.30%	6.93%
STI (Singapore)	3,105.51	-0.02%	8.24%
SET (Thái Lan)	1,564.03	-0.11%	7.91%
Crude oil (\$/barrel)	64.55	-0.32%	33.64%
Gold (\$/ounce)	1,733.30	0.15%	-8.95%

- Asian stocks rose, investors cautious ahead of the Fed meeting. In Japan, Nikkei decreased by 0.19%. China market increased with Shanghai Composite up 0.78%, Shenzhen Component down 0.26%. Hong Kong's Hang Seng increased by 0.34. South Korea's Kospi Index rose 0.7%.

VIETNAM ECONOMY		1D (bps)	YTD (bps)
Vnibor	0.29%	1	16
Deposit interest 12M	5.80%	0	0
5 year-Gov. Bond	1.74%	50	52
10 year-Gov. Bond	2.36%	4	33
USD/VND	23,168	0	-0.04%
EUR/VND	28,251	0	-2.93%
CNY/VND	3,619	0	1.29%

- Add weekly service from Vietnam to the US. Mediterranean Shipping Company (MSC) has launched a new weekly shipping service called Palmetto, which operates from Asia to the East Coast of the United States, directly connecting the port from Vietnam to Diem Dien port (China). The service is expected to be exploited next May.

EVENT CALENDER

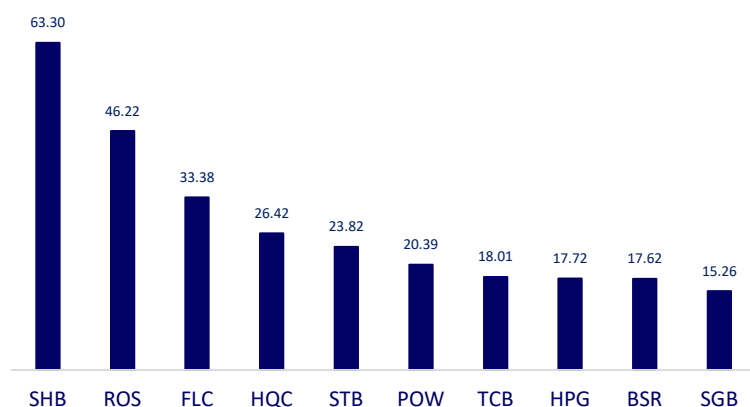
Ticker	Ex-right Date	Last register Date	Exercise Date	Type	Rate	Value
PDN	3/17/2021	3/18/2021	3/30/2021	Cash		1,500
ABI	3/19/2021	3/22/2021	4/8/2021	Cash		400
EPH	3/24/2021	3/25/2021	4/12/2021	Cash		1,000
SFI	3/24/2021	3/25/2021	4/7/2021	Cash		1,000
DP3	3/26/2021	3/29/2021	6/28/2021	Cash		8,000
TMW	3/26/2021	3/29/2021	5/5/2021	Cash		700
KCE	3/29/2021	3/30/2021	4/20/2021	Cash		500
RDP	4/2/2021	4/5/2021		Stock	0.16	

SELECTED NEWS

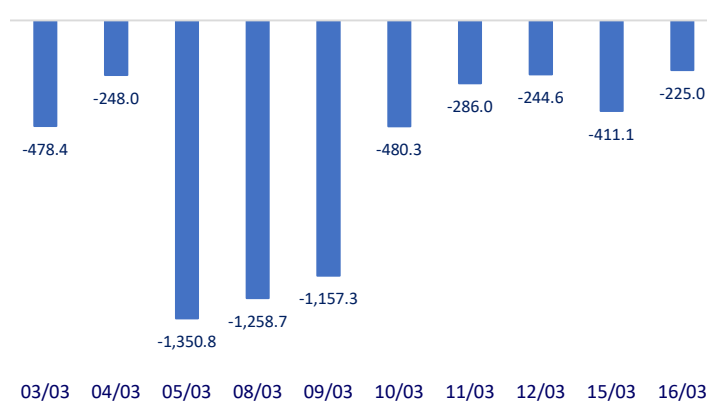
- Prime Minister Nguyen Xuan Phuc: 'The State invests in highways for non-profit purposes'
- Bank interest rate drops, many securities companies "take advantage" to mobilize resources from investors
- Add weekly shipping route from Vietnam to America
- Semiconductors and the US-China innovation race
- China struggled with 'turmoil in the financial markets' after the US stimulus package
- The Biden administration plans to make the biggest tax increase since 1993

	Close	1D	5D	Buying vol.	Selling vol.	Content
VCB	95,700	-0.62%	0.74%	1,241,800	1,300,800	- TCB: SBV approved the modification of the charter capital in
BID	42,400	-1.40%	1.31%	3,363,800	4,583,000	Techcombank's license from 35,001 billion VND to 35,049 billion VND.
CTG	37,700	-0.79%	1.34%	11,704,600	15,921,900	- BID: Planned for 2021 with 10-12% growth in credit balance, 12-15%
TCB	39,850	-0.62%	2.31%	20,090,000	21,342,700	growth in capital mobilization, 13,000 billion VND consolidated pre-tax
VPB	44,350	-1.00%	6.10%	8,378,300	9,645,400	profit.
MBB	28,650	-0.87%	4.95%	22,776,900	30,064,100	
HDB	26,800	0.56%	3.28%	7,862,200	10,206,600	
TPB	28,500	-0.70%	0.35%	5,613,100	7,240,500	
STB	18,900	0.00%	1.89%	40,833,800	47,351,700	
NVL	80,900	-1.22%	-1.34%	2,383,400	2,969,600	- PDR: The chairman's family members sold 26,200 PDR shares via
TCH	23,600	3.96%	5.59%	18,226,600	17,714,300	matching order on the floor. Time for execution is from February 17,
KDH	31,250	-0.32%	1.46%	1,717,300	2,270,900	2021 to March 11, 2021
PDR	67,100	0.15%	5.34%	4,128,300	3,865,900	
GAS	90,300	-0.88%	-3.63%	1,391,600	1,579,000	- POW will withdraw all nearly 20 million PVM shares (51.58%) by
POW	13,600	-0.73%	0.00%	33,147,100	33,599,700	matching order from March 17 to April 15, 2021.
PLX	57,800	1.23%	2.12%	11,199,300	7,392,100	
VIC	105,400	-0.57%	1.05%	1,823,300	2,322,000	- VHM: Vinfast transferred ownership of 89,804,000 shares of VHM
VHM	99,500	-0.30%	1.32%	2,027,300	2,573,300	(2.68%) to Board member Pham Nhat Vuong. Transaction time: March 9,
VRE	34,800	1.02%	2.05%	8,959,200	12,013,700	2021
VNM	101,000	-1.17%	0.50%	6,764,200	6,808,000	
MSN	88,000	-0.56%	1.50%	1,093,500	1,298,200	
SBT	23,700	-0.42%	4.87%	5,508,800	7,214,500	
BVH	134,600	-0.30%	-0.22%	594,100	641,800	- FPT: In 2021, FPT plans to achieve revenue of 34,720b dong, up 16.4%
VJC	134,600	-0.30%	-0.22%	594,100	641,800	yoy. BOD submitted the plan to pay dividend in cash by 2020 at the rate
FPT	81,000	5.88%	8.00%	9,311,600	7,853,800	of 20% and shares of 15%. FPT plans to sell 82,376 treasury shares to
MWG	133,200	0.38%	3.98%	955,900	1,083,700	employees under ESOP, at the price of 10,000 VND/share, equal to the
PNJ	83,500	-0.71%	0.97%	420,100	624,100	price the company bought previously. The number of shares sold to
REE	53,900	-1.82%	-2.00%	1,657,500	1,846,100	employees will be restricted to transfer for 3 years from the date of
SSI	32,700	-1.51%	-1.06%	20,835,700	22,997,000	completion of the sale.
HPG	46,100	-0.86%	0.55%	26,415,000	30,398,900	

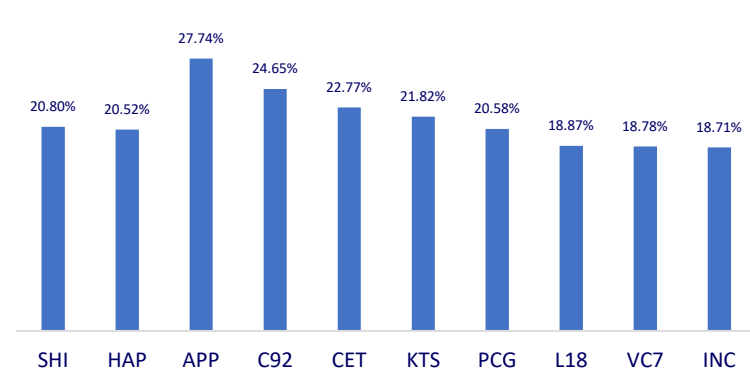
Top most traded tickers (Volume - in million)



Foreign net flow 10 nearest sessions (Billion VND)



Top increases in 3 consecutive sessions



Top decreases in 3 consecutive sessions

