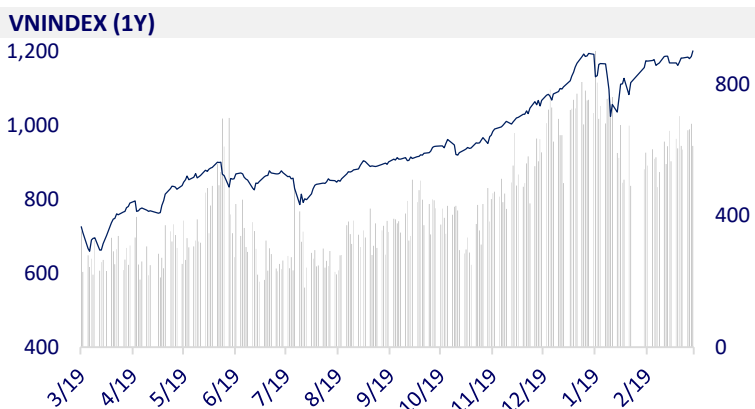
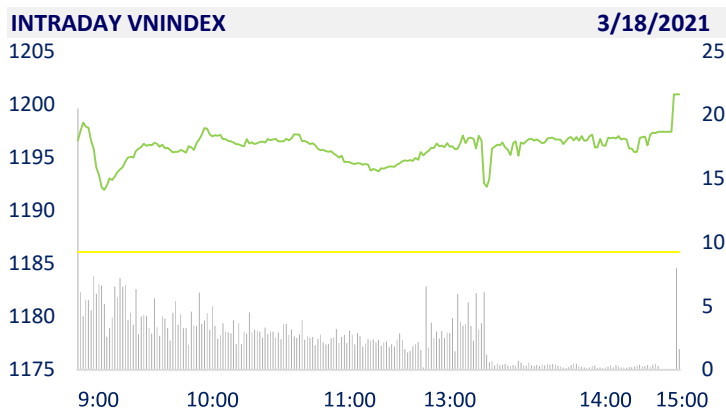
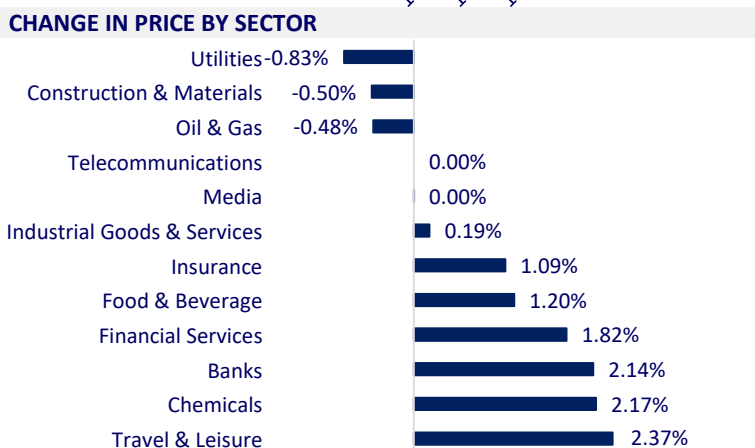


VIETNAM STOCK MARKET		1D	YTD
VN-INDEX	1,200.94	1.25%	9.23%
VN30	1,211.54	1.52%	14.47%
HNX	277.48	0.34%	40.78%
UPCOM	81.69	-0.02%	10.65%
Net Foreign buy (B)	-348.68		
Total trading value (B)	18,845.05	-4.38%	9.86%

- Foreign investors continued to net sell more than 348 billion dong during the day VN-Index hit 1,200 points. Selling force focused on a few stocks such as CTG, MSB, VNM, HPG ...



ETF & DERIVATIVES		1D	YTD
E1VFN30	20,280	1.25%	7.87%
FUEMAV30	14,180	2.01%	13.17%
FUESSV30	15,070	1.76%	13.05%
FUESSV50	17,600	0.57%	11.39%
FUESSVFL	16,320	1.94%	19.56%
FUEVFN30	20,400	1.14%	18.60%
FUEVN100	15,570	1.24%	11.61%



VN30F2109	0.00	-100.00%	
VN30F2106	1,205.10	0.51%	
VN30F2104	1,206.00	0.54%	
VN30F2103	1,211.50	1.14%	

GLOBAL MARKET		1D	YTD
Nikkei	30,216.75	1.01%	10.10%
Shanghai	3,463.07	0.51%	1.42%
Kospi	3,066.01	0.61%	6.70%
Hang Seng	29,405.72	1.28%	8.32%
STI (Singapore)	3,137.66	0.90%	9.36%
SET (Thái Lan)	1,568.82	0.13%	8.24%
Crude oil (\$/barrel)	64.31	-0.16%	33.15%
Gold (\$/ounce)	1,732.10	-0.09%	-9.01%

- Asian stocks rose after Fed policy meeting. In Japan, Nikkei 225 increased by 1.01% while Topix increased by 1.23%. China market went up with Shanghai Composite up 0.51%, Shenzhen Component up 1.12%. Hang Seng's increased 1.28%. South Korea's Kospi increased by 0.61%.

VIETNAM ECONOMY		1D (bps)	YTD (bps)
Vnibor	0.28%	0	15
Deposit interest 12M	5.80%	0	0
5 year-Gov. Bond	1.38%	2	16
10 year-Gov. Bond	2.22%	-24	19
USD/VND	23,176	0	-0.01%
EUR/VND	28,267	0	-2.87%
CNY/VND	3,618	0	1.26%

- Virtual money management policy is still a difficult problem. These are the comments outlined in the report on the situation and results of the implementation of Decision 1255 dated August 21, 2017 of the Prime Minister approving the Project on completing the legal framework for management and handling of types of virtual assets, cryptocurrencies, virtual currencies and proposals and recommendations.

EVENT CALENDER

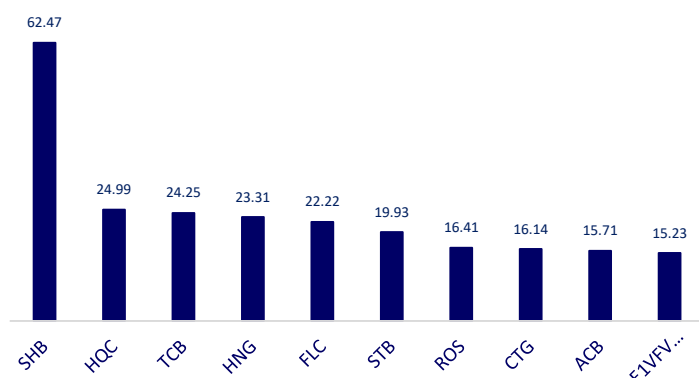
Ticker	Ex-right Date	Last register Date	Exercise Date	Type	Rate	Value
ABI	3/19/2021	3/22/2021	4/8/2021	Cash		400
EPH	3/24/2021	3/25/2021	4/12/2021	Cash		1,000
SFI	3/24/2021	3/25/2021	4/7/2021	Cash		1,000
VTC	3/25/2021	3/26/2021	4/27/2021	Cash		1,100
DP3	3/26/2021	3/29/2021	6/28/2021	Cash		8,000
TMW	3/26/2021	3/29/2021	5/5/2021	Cash		700
KCE	3/29/2021	3/30/2021	4/20/2021	Cash		500
RDP	4/2/2021	4/5/2021		Stock	0.16	

SELECTED NEWS

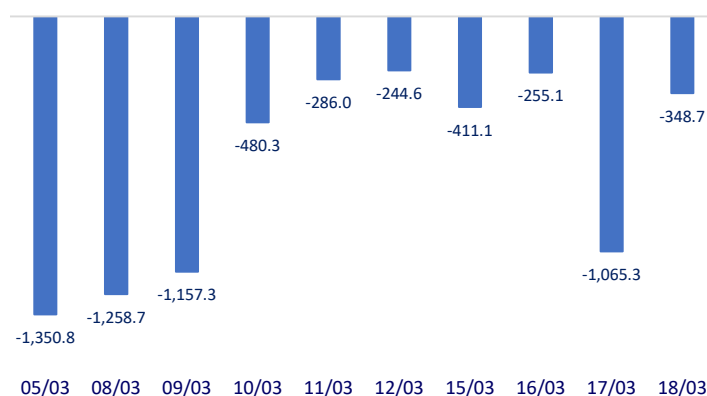
- Ministry of Transport: By 2050, there will be more than 9,000 km of expressways nationwide
- There is still 91,700 billion dong of bad debt hanging at VAMC
- The Maritime Administration checked the container shipping prices of 11 foreign shipping lines
- The United States faces the biggest wave of immigrants in 20 years
- Fed forecasts to keep interest rates unchanged near 0 until 2023
- China donated \$2.4 billion to giant SMIC to build chip factories to compete with the US

	Close	1D	5D	Buying vol.	Selling vol.	Content
VCB	97,500	1.99%	1.25%	2,511,600	2,878,400	- CTG: Earning about 7,000 - 8,000 billion dong in Q1, VietinBank has no intention of issuing new shares or seeking more strategic shareholders in the near future.
BID	45,000	3.93%	3.93%	9,925,600	11,248,600	- BID: BIDV offered to sell the debt of Archplus Architecture and Construction with the starting price of more than VND 473 billion. The debt is collateralized by land use rights, future land-attached assets and 3 million shares in NEM Fashion JSC.
CTG	40,500	2.40%	6.02%	25,259,200	37,739,300	
TCB	41,950	4.09%	4.48%	27,646,000	26,256,500	
VPB	45,850	2.80%	4.80%	8,300,700	9,365,900	
MBB	29,200	0.69%	3.36%	21,252,700	27,685,700	
HDB	27,500	0.00%	4.17%	12,509,200	16,829,600	
TPB	29,000	1.05%	1.40%	8,504,300	12,013,900	
STB	19,700	0.51%	2.07%	33,082,900	52,448,000	
NVL	81,200	0.87%	-2.05%	3,189,100	4,128,600	- TCH: Distributed 21,166,270 shares offered for private sale to convert 350,302 bonds into shares at the offering price of 16,550 dong. End date of the offering: March 16, 2021
TCH	23,800	-0.21%	4.39%	7,217,300	9,803,000	
KDH	32,200	2.22%	2.06%	3,466,100	3,188,400	
PDR	68,000	1.19%	1.80%	3,890,000	3,735,500	
GAS	91,800	-1.08%	-0.97%	608,000	1,589,800	- POW: More than 22.7 million PVM shares matched in the session 17/03/2021, also the first day that POW registered to divest.
POW	13,850	-0.72%	0.36%	16,569,600	35,713,500	
PLX	57,700	-0.17%	3.78%	5,568,300	5,458,100	
VIC	106,600	1.81%	0.66%	2,167,300	2,357,000	- VRE: By the end of 2020, VRE owns and operates 80 shopping malls in 43 provinces and cities nationwide, the total retail floor area is more than 1.7 million m2.
VHM	99,700	0.40%	-0.30%	2,021,100	3,047,200	
VRE	35,000	0.43%	1.89%	4,735,600	7,713,200	
VNM	102,500	1.99%	-0.29%	4,960,800	4,833,600	- MSN: MSN's subsidiary Anco makes a breakthrough in 2020 and has moved from a loss to a profit of 425 billion dong in 2020 thanks to the meat and animal feed segment.
MSN	89,700	1.93%	2.75%	1,962,300	2,455,200	
SBT	23,500	0.00%	3.52%	6,842,600	8,418,600	
BVH	134,900	1.05%	-0.88%	870,000	685,300	- SSI: NDH Investment Company Limited bought 6,919,244 shares, increasing the number of ownership to 62,825,126 shares, equivalent to 10.42%.
VJC	134,900	1.05%	-0.88%	870,000	685,300	
FPT	81,000	0.25%	5.61%	2,303,400	3,872,000	
MWG	133,600	0.60%	0.83%	2,057,900	1,520,200	
PNJ	84,900	1.56%	2.05%	540,100	617,200	
REE	54,100	0.37%	-2.52%	645,200	1,009,100	
SSI	33,300	2.15%	-1.91%	14,048,900	16,940,200	
HPG	46,600	0.65%	0.43%	18,303,400	25,886,500	

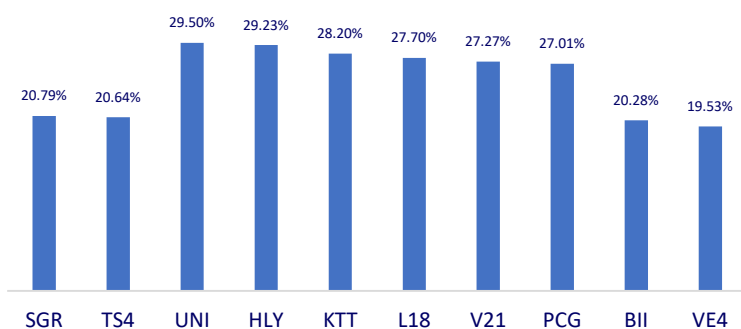
Top most traded tickers (Volume - in million)



Foreign net flow 10 nearest sessions (Billion VND)



Top increases in 3 consecutive sessions



Top decreases in 3 consecutive sessions

